

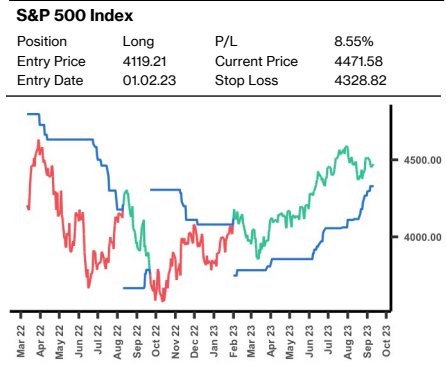
# Trending Markets Today

Global Cross-Asset Class Edition

<b>Global Stock Markets</b> Page 1-2	<b>Foreign Exchange</b> Page 3-4	<b>Commodities</b> Page 5-6	<b>Interest Rates</b> Page 7-8	<b>Cryptocurrencies</b> Page 9
---	-------------------------------------	--------------------------------	-----------------------------------	-----------------------------------

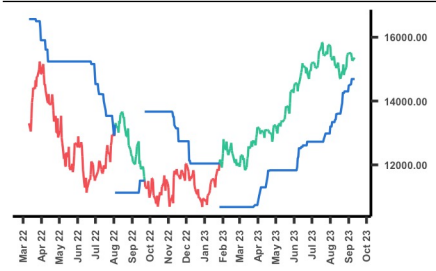
## Global Stock Markets

Name	Position	Entry Date	Entry Price	Current Price	Stop Loss	P/L
<b>North America</b>						
S&P 500 Index	Long	01.02.23	4119.21	4471.58	4328.82	8.55%
Nasdaq 100	Long	26.01.23	12051.48	15361.70	14689.02	27.47%
S&P TSX Composite Index (Canada)	Long	31.07.23	20626.60	20178.93	19418.20	-2.17%
<b>Central &amp; South America</b>						
BOVESPA Index	Long	18.05.23	110108.00	115822.00	114429.00	5.19%
S&P Merval	Long	26.05.22	93710.99	532550.38	378695.41	468.29%
Mexico S&P/BMV IPC	Short	31.08.23	53020.98	52491.12	54910.93	1.00%
<b>European Region</b>						
EuroStoxx 50 Index	Short	18.08.23	4212.95	4254.33	4471.31	-0.98%
DAX Index	Long	27.07.23	16406.03	15800.99	15528.54	-3.69%
CAC All-Tradable	Long	31.07.23	5592.27	5401.61	5287.71	-3.41%
IBEX 35 Index	Long	22.11.22	8325.00	9435.20	9248.80	13.34%



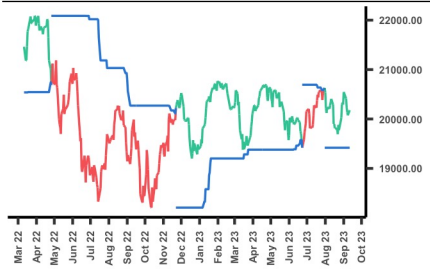
**Nasdaq 100**

Position	Long	P/L	27.47%
Entry Price	12051.48	Current Price	15361.70
Entry Date	26.01.23	Stop Loss	14689.02



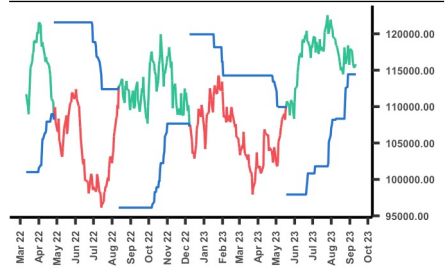
**S&P TSX Composite Index (Canada)**

Position	Long	P/L	-2.17%
Entry Price	20626.60	Current Price	20178.93
Entry Date	31.07.23	Stop Loss	19418.20



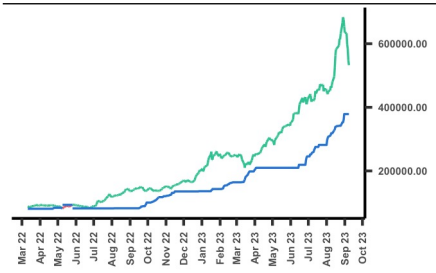
**BOVESPA Index**

Position	Long	P/L	5.19%
Entry Price	110108.00	Current Price	115822.00
Entry Date	18.05.23	Stop Loss	114429.00



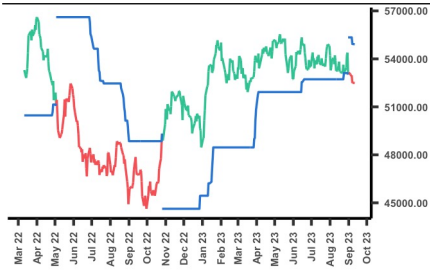
**S&P Merval**

Position	Long	P/L	468.29%
Entry Price	93710.99	Current Price	532550.38
Entry Date	26.05.22	Stop Loss	378695.41



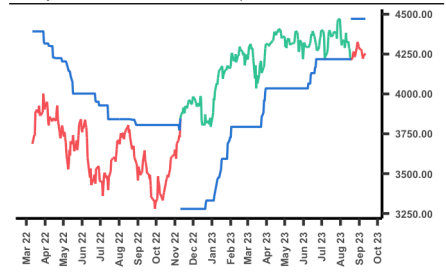
**Mexico S&P/BMV IPC**

Position	Short	P/L	1.00%
Entry Price	53020.98	Current Price	52491.12
Entry Date	31.08.23	Stop Loss	54910.93



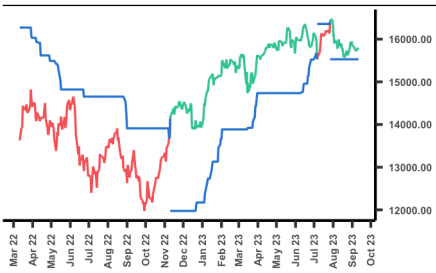
**EuroStoxx 50 Index**

Position	Short	P/L	-0.98%
Entry Price	4212.95	Current Price	4254.33
Entry Date	18.08.23	Stop Loss	4471.31



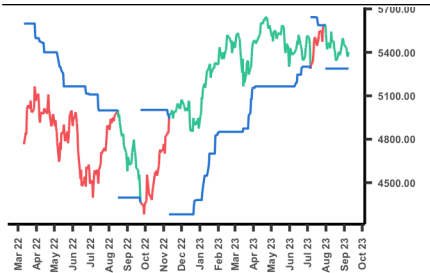
**DAX Index**

Position	Long	P/L	-3.69%
Entry Price	16406.03	Current Price	15800.99
Entry Date	27.07.23	Stop Loss	15528.54



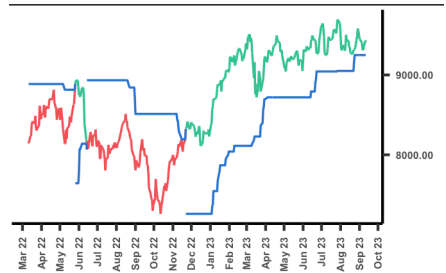
**CAC All-Tradable**

Position	Long	P/L	-3.41%
Entry Price	5592.27	Current Price	5401.61
Entry Date	31.07.23	Stop Loss	5287.71



**IBEX 35 Index**

Position	Long	P/L	13.34%
Entry Price	8325.00	Current Price	9435.20
Entry Date	22.11.22	Stop Loss	9248.80

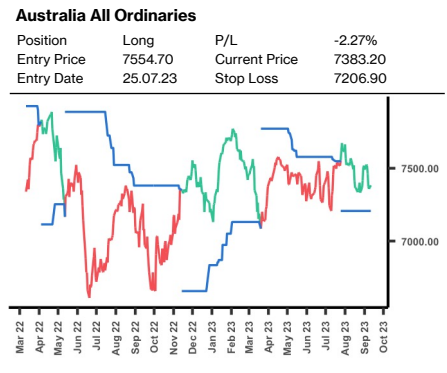
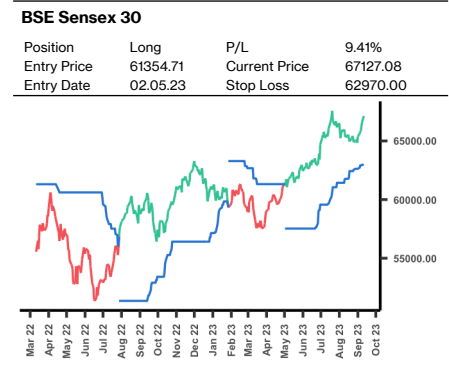
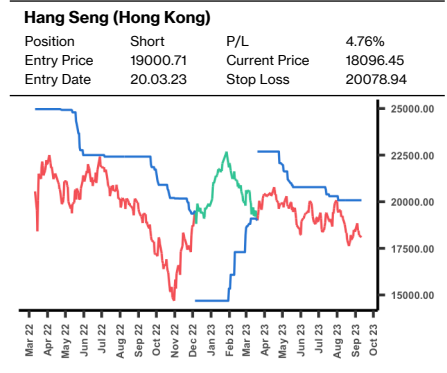
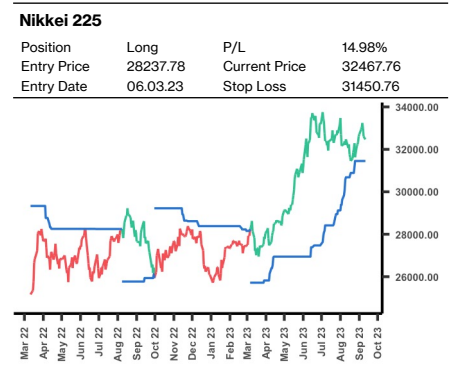
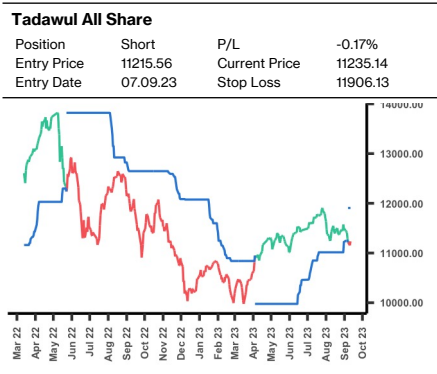
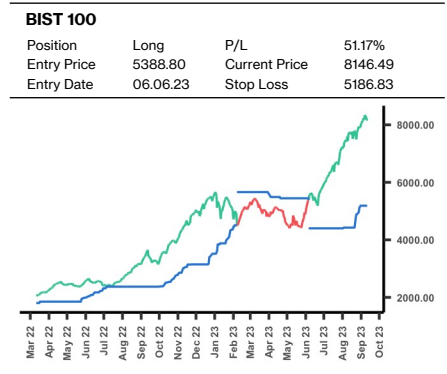
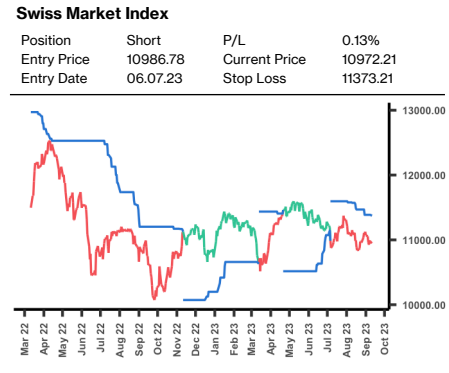


# Trending Markets Today

Global Cross-Asset Class Edition

## Global Stock Markets

Name	Position	Entry Date	Entry Price	Current Price	Stop Loss	P/L
<b>European Region</b>						
Swiss Market Index	Short	06.07.23	10986.78	10972.21	11373.21	0.13%
<b>Middle East</b>						
BIST 100	Long	06.06.23	5388.80	8146.49	5186.83	51.17%
Tadawul All Share	Short	07.09.23	11215.56	11235.14	11906.13	-0.17%
<b>Asia Pacific</b>						
Nikkei 225	Long	06.03.23	28237.78	32467.76	31450.76	14.98%
Hang Seng (Hong Kong)	Short	20.03.23	19000.71	18096.45	20078.94	4.76%
Shanghai Composite	Short	24.05.23	3204.75	3142.78	3291.04	1.93%
BSE Sensex 30	Long	02.05.23	61354.71	67127.08	62970.00	9.41%
Australia All Ordinaries	Long	25.07.23	7554.70	7383.20	7206.90	-2.27%



# Trending Markets Today

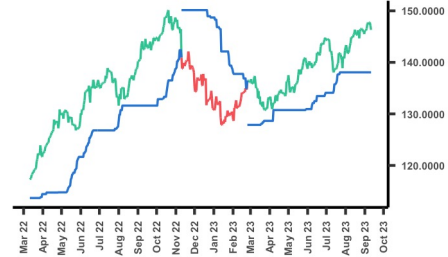
Global Cross-Asset Class Edition

## Foreign Exchange

Name	Position	Entry Date	Entry Price	Current Price	Stop Loss	P/L
<b>USD</b>						
USDJPY	Long	24.02.23	136.460	146.305	138.065	7.21%
USDCHF	Long	05.09.23	0.8894	0.8906	0.8577	0.13%
USDIDR	Long	26.06.23	15015.0	15339.1	14940.0	2.16%
USDCNY	Long	16.05.23	6.9787	7.2918	7.1364	4.49%
USDINR	Long	11.03.22	76.5105	82.8760	81.7950	8.32%
USDBRL	Short	01.02.23	5.0552	4.9321	4.9892	2.44%
USDMXN	Long	05.09.23	17.3950	17.4595	16.6686	0.37%
USD RUB	Long	10.10.22	63.8100	95.5550	82.7175	49.75%
USDTRY	Long	11.03.22	14.7645	26.8804	25.7874	82.06%
USDZAR	Long	05.09.23	19.2107	18.8617	17.5491	-1.82%

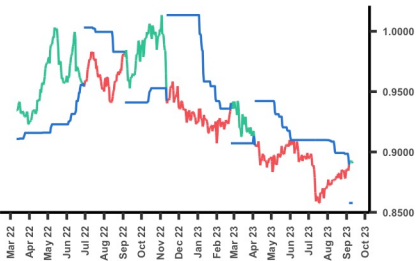
### USDJPY

Position	Long	P/L	7.21%
Entry Price	136.460	Current Price	146.305
Entry Date	24.02.23	Stop Loss	138.065



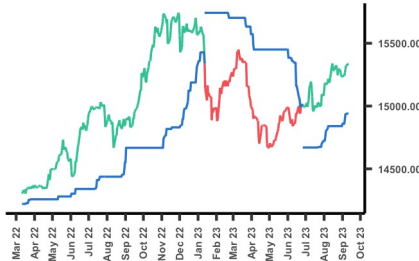
### USDCHF

Position	Long	P/L	0.13%
Entry Price	0.8894	Current Price	0.8906
Entry Date	05.09.23	Stop Loss	0.8577



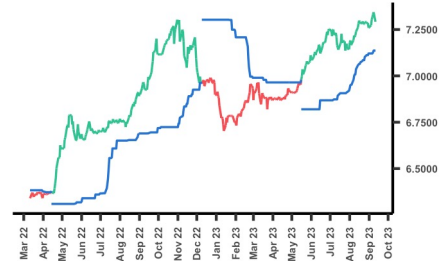
### USDIDR

Position	Long	P/L	2.16%
Entry Price	15015.0	Current Price	15339.1
Entry Date	26.06.23	Stop Loss	14940.0



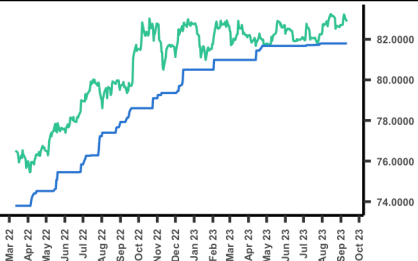
### USDCNY

Position	Long	P/L	4.49%
Entry Price	6.9787	Current Price	7.2918
Entry Date	16.05.23	Stop Loss	7.1364



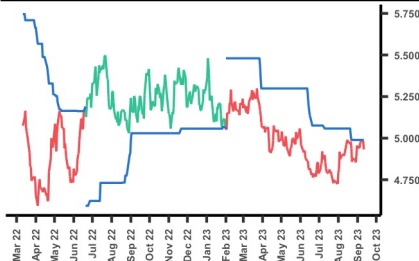
### USDINR

Position	Long	P/L	8.32%
Entry Price	76.5105	Current Price	82.8760
Entry Date	11.03.22	Stop Loss	81.7950



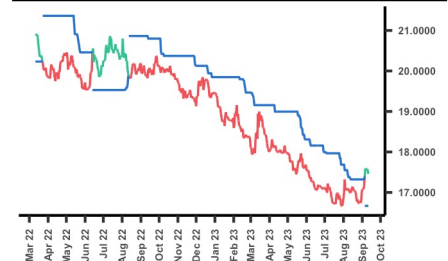
### USDBRL

Position	Short	P/L	2.44%
Entry Price	5.0552	Current Price	4.9321
Entry Date	01.02.23	Stop Loss	4.9892



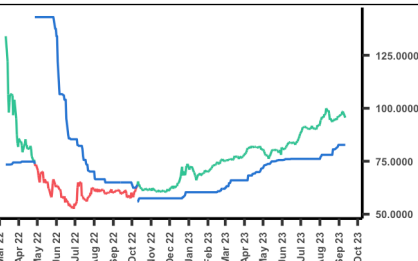
### USDMXN

Position	Long	P/L	0.37%
Entry Price	17.3950	Current Price	17.4595
Entry Date	05.09.23	Stop Loss	16.6686



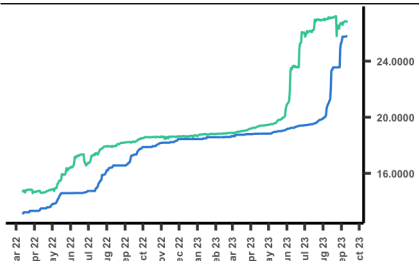
### USD RUB

Position	Long	P/L	49.75%
Entry Price	63.8100	Current Price	95.5550
Entry Date	10.10.22	Stop Loss	82.7175



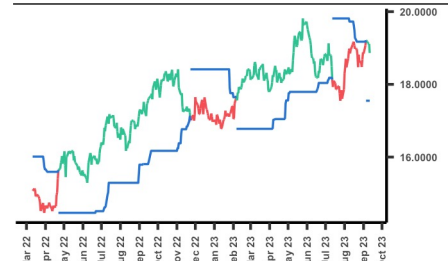
### USDTRY

Position	Long	P/L	82.06%
Entry Price	14.7645	Current Price	26.8804
Entry Date	11.03.22	Stop Loss	25.7874



### USDZAR

Position	Long	P/L	-1.82%
Entry Price	19.2107	Current Price	18.8617
Entry Date	05.09.23	Stop Loss	17.5491



# Trending Markets Today

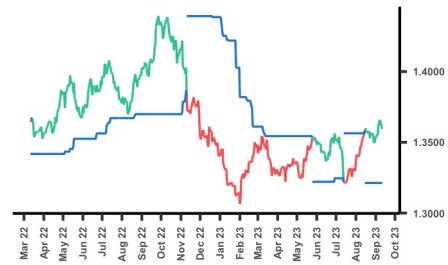
Global Cross-Asset Class Edition

## Foreign Exchange

Name	Position	Entry Date	Entry Price	Current Price	Stop Loss	P/L
<b>USD</b>						
USDSGD	Long	15.08.23	1.3584	1.3594	1.3213	0.07%
<b>EUR</b>						
EURUSD	Short	24.08.23	1.0809	1.0753	1.1234	0.52%
EURGBP	Short	20.03.23	0.8733	0.8568	0.8663	1.89%
EURJPY	Long	17.02.23	143.761	157.350	153.010	9.45%
EURCHF	Short	03.05.23	0.9778	0.9579	0.9678	2.04%
<b>GBP</b>						
GBPUSD	Short	24.08.23	1.2599	1.2535	1.3133	0.51%
GBPJPY	Long	03.04.23	164.415	183.440	178.445	11.57%
GBPCHF	Short	19.07.23	1.1100	1.1164	1.1415	-0.58%
GBPAUD	Long	10.03.23	1.8288	1.9474	1.8980	6.49%
<b>AUD</b>						
AUDUSD	Short	09.08.23	0.6528	0.6440	0.6889	1.35%

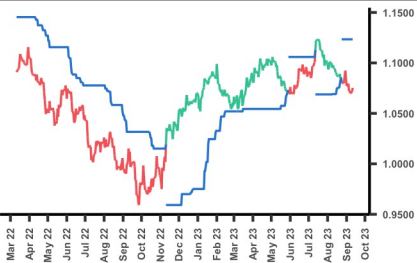
### USDSGD

Position	Long	P/L	0.07%
Entry Price	1.3584	Current Price	1.3594
Entry Date	15.08.23	Stop Loss	1.3213



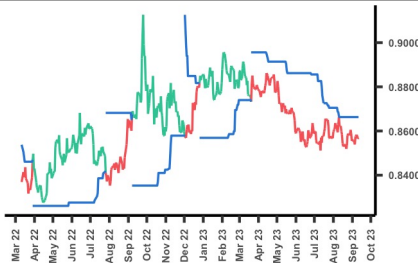
### EURUSD

Position	Short	P/L	0.52%
Entry Price	1.0809	Current Price	1.0753
Entry Date	24.08.23	Stop Loss	1.1234



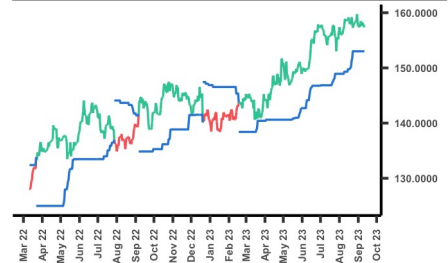
### EURGBP

Position	Short	P/L	1.89%
Entry Price	0.8733	Current Price	0.8568
Entry Date	20.03.23	Stop Loss	0.8663



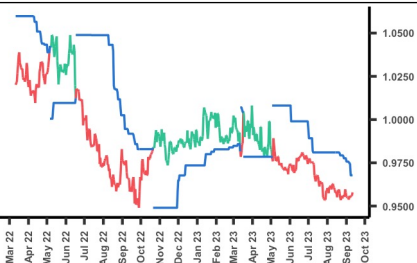
### EURJPY

Position	Long	P/L	9.45%
Entry Price	143.761	Current Price	157.350
Entry Date	17.02.23	Stop Loss	153.010



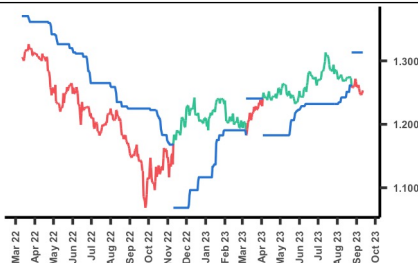
### EURCHF

Position	Short	P/L	2.04%
Entry Price	0.9778	Current Price	0.9579
Entry Date	03.05.23	Stop Loss	0.9678



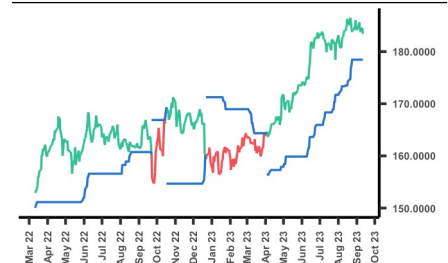
### GBPUSD

Position	Short	P/L	0.51%
Entry Price	1.2599	Current Price	1.2535
Entry Date	24.08.23	Stop Loss	1.3133



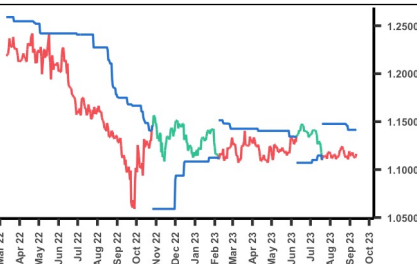
### GBPJPY

Position	Long	P/L	11.57%
Entry Price	164.415	Current Price	183.440
Entry Date	03.04.23	Stop Loss	178.445



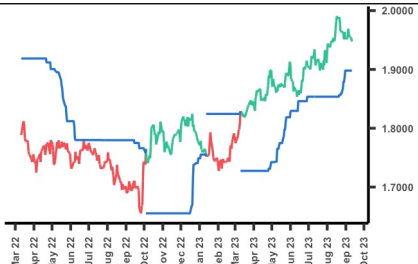
### GBPCHF

Position	Short	P/L	-0.58%
Entry Price	1.1100	Current Price	1.1164
Entry Date	19.07.23	Stop Loss	1.1415



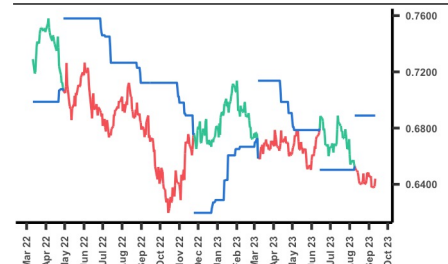
### GBPAUD

Position	Long	P/L	6.49%
Entry Price	1.8288	Current Price	1.9474
Entry Date	10.03.23	Stop Loss	1.8980



### AUDUSD

Position	Short	P/L	1.35%
Entry Price	0.6528	Current Price	0.6440
Entry Date	09.08.23	Stop Loss	0.6889



# Trending Markets Today

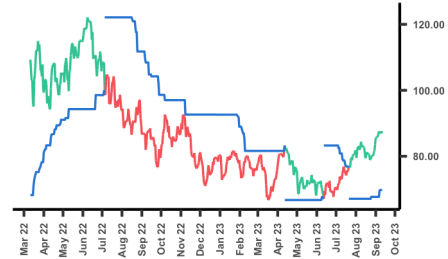
Global Cross-Asset Class Edition

## Commodities

Name	Position	Entry Date	Entry Price	Current Price	Stop Loss	P/L
<b>Energy</b>						
Crude Oil	Long	21.07.23	77.07	87.61	69.79	13.68%
ICE Brent Crude	Long	24.07.23	82.74	90.65	72.26	9.56%
Lead	Long	24.07.23	2175.0	2246.0	2050.5	3.26%
Natural Gas (CME)	Long	18.05.23	2.715	2.617	2.477	-3.61%
<b>Metals</b>						
Gold (COMEX)	Short	22.06.23	1923.7	1942.7	1980.8	-0.99%
Silver	Long	19.07.23	25.387	23.372	22.535	-7.94%
Copper	Long	31.07.23	4.0080	3.8035	3.6515	-5.10%
Nickel	Short	23.02.23	25387.0	20518.0	22503.0	19.18%
Aluminum	Short	11.05.23	2211.0	2210.5	2282.5	0.02%
Palladium	Short	30.05.23	1378.6	1214.0	1311.6	11.94%

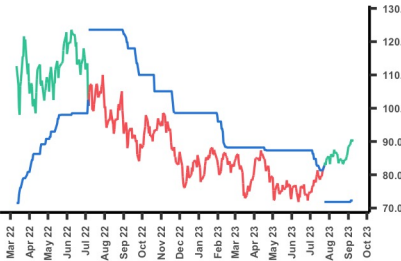
### Crude Oil

Position	Long	P/L	13.68%
Entry Price	77.07	Current Price	87.61
Entry Date	21.07.23	Stop Loss	69.79



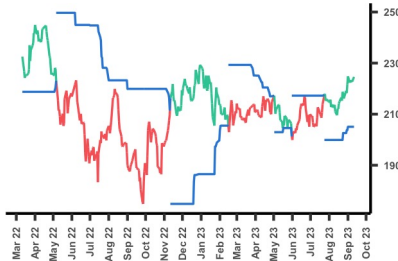
### ICE Brent Crude

Position	Long	P/L	9.56%
Entry Price	82.74	Current Price	90.65
Entry Date	24.07.23	Stop Loss	72.26



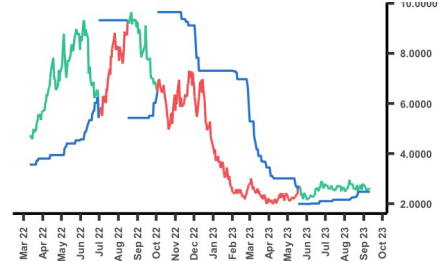
### Lead

Position	Long	P/L	3.26%
Entry Price	2175.0	Current Price	2246.0
Entry Date	24.07.23	Stop Loss	2050.5



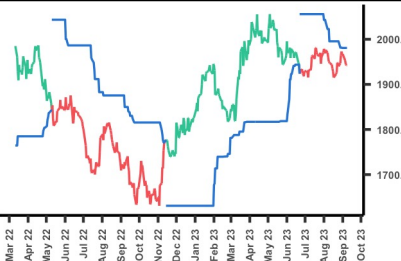
### Natural Gas (CME)

Position	Long	P/L	-3.61%
Entry Price	2.715	Current Price	2.617
Entry Date	18.05.23	Stop Loss	2.477



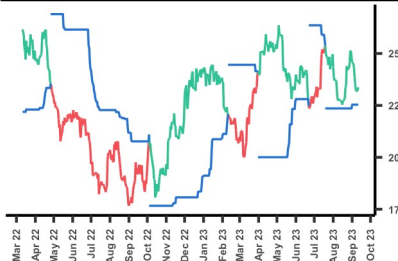
### Gold (COMEX)

Position	Short	P/L	-0.99%
Entry Price	1923.7	Current Price	1942.7
Entry Date	22.06.23	Stop Loss	1980.8



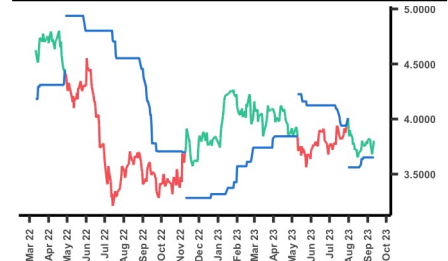
### Silver

Position	Long	P/L	-7.94%
Entry Price	25.387	Current Price	23.372
Entry Date	19.07.23	Stop Loss	22.535



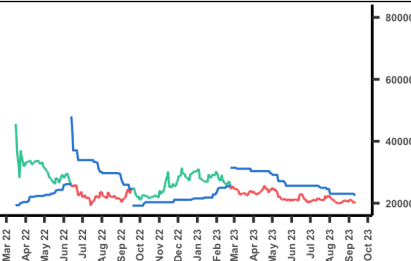
### Copper

Position	Long	P/L	-5.10%
Entry Price	4.0080	Current Price	3.8035
Entry Date	31.07.23	Stop Loss	3.6515



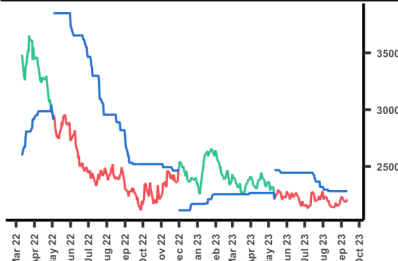
### Nickel

Position	Short	P/L	19.18%
Entry Price	25387.0	Current Price	20518.0
Entry Date	23.02.23	Stop Loss	22503.0



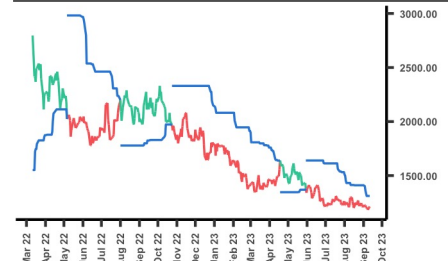
### Aluminum

Position	Short	P/L	0.02%
Entry Price	2211.0	Current Price	2210.5
Entry Date	11.05.23	Stop Loss	2282.5



### Palladium

Position	Short	P/L	11.94%
Entry Price	1378.6	Current Price	1214.0
Entry Date	30.05.23	Stop Loss	1311.6



# Trending Markets Today

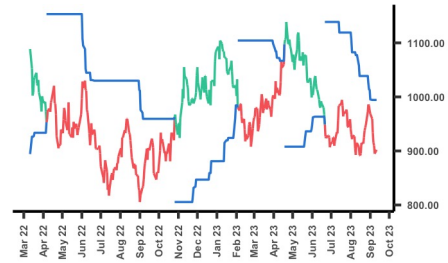
Global Cross-Asset Class Edition

## Commodities

Name	Position	Entry Date	Entry Price	Current Price	Stop Loss	P/L
<b>Metals</b>						
Platinum	Short	21.06.23	949.0	902.1	994.4	4.94%
Tin	Long	06.07.23	28530	25573	25066	-10.36%
Zinc	Short	10.03.23	2937.0	2515.0	2569.0	14.37%
<b>Agriculture</b>						
Cocoa	Long	04.11.22	2434.0	3661.5	3123.0	50.43%
Coffee	Short	23.06.23	168.05	153.23	187.00	8.82%
Corn (CME)	Short	14.07.22	695.00	483.50	671.00	30.43%
Soybean (CME)	Short	21.03.23	1467.00	1367.50	1514.75	6.78%
Sugar	Long	05.09.23	26.65	26.42	22.07	-0.86%
Wheat (CBOT)	Short	01.09.23	595.50	595.75	760.25	-0.04%
Cotton	Long	17.05.23	86.94	88.13	77.64	1.37%

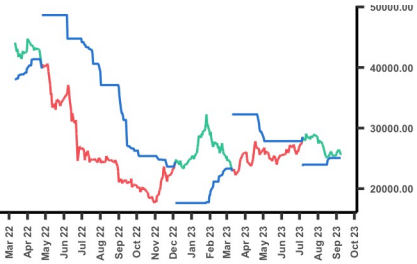
### Platinum

Position	Short	P/L	4.94%
Entry Price	949.0	Current Price	902.1
Entry Date	21.06.23	Stop Loss	994.4



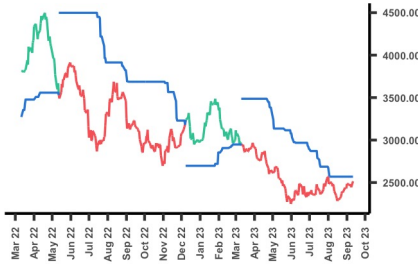
### Tin

Position	Long	P/L	-10.36%
Entry Price	28530	Current Price	25573
Entry Date	06.07.23	Stop Loss	25066



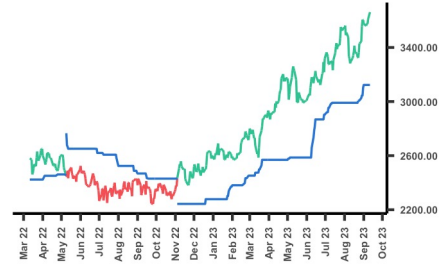
### Zinc

Position	Short	P/L	14.37%
Entry Price	2937.0	Current Price	2515.0
Entry Date	10.03.23	Stop Loss	2569.0



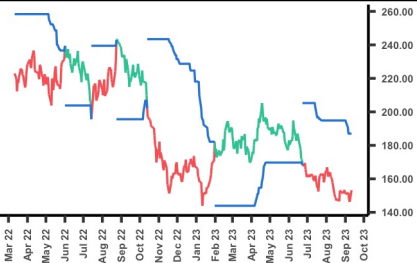
### Cocoa

Position	Long	P/L	50.43%
Entry Price	2434.0	Current Price	3661.5
Entry Date	04.11.22	Stop Loss	3123.0



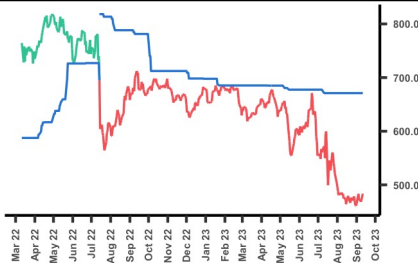
### Coffee

Position	Short	P/L	8.82%
Entry Price	168.05	Current Price	153.23
Entry Date	23.06.23	Stop Loss	187.00



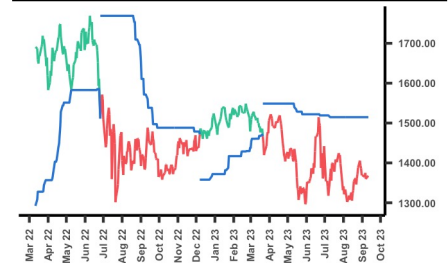
### Corn (CME)

Position	Short	P/L	30.43%
Entry Price	695.00	Current Price	483.50
Entry Date	14.07.22	Stop Loss	671.00



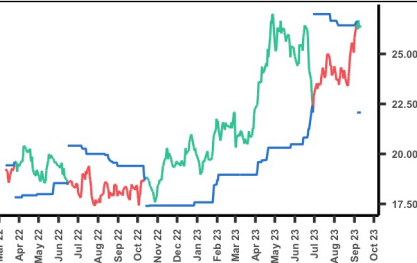
### Soybean (CME)

Position	Short	P/L	6.78%
Entry Price	1467.00	Current Price	1367.50
Entry Date	21.03.23	Stop Loss	1514.75



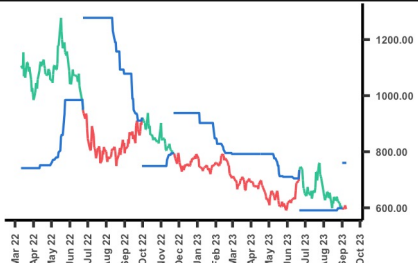
### Sugar

Position	Long	P/L	-0.86%
Entry Price	26.65	Current Price	26.42
Entry Date	05.09.23	Stop Loss	22.07



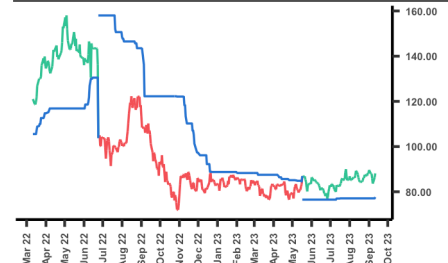
### Wheat (CBOT)

Position	Short	P/L	-0.04%
Entry Price	595.50	Current Price	595.75
Entry Date	01.09.23	Stop Loss	760.25



### Cotton

Position	Long	P/L	1.37%
Entry Price	86.94	Current Price	88.13
Entry Date	17.05.23	Stop Loss	77.64



# Trending Markets Today

Global Cross-Asset Class Edition

## Interest Rates

Name	Position	Entry Date	Entry Price	Current Price	Stop Loss	P/L (In BPS)
<b>North America</b>						
US Government Bond 2Y	Long	09.06.23	4.60	4.99	4.61	39
United States Government Bond 10Y	Long	13.06.23	3.84	4.26	3.71	43
<b>European Region</b>						
UK Government Bond 2Y	Long	11.03.22	1.33	5.08	4.86	375
United Kingdom Government Bond 10Y	Long	27.02.23	3.81	4.43	4.21	62
Germany 2 Year Schatz Yield	Long	07.06.23	2.98	3.07	2.97	9
Germany Government Bond 10Y	Long	13.09.22	1.72	2.60	2.30	87
Italy 24 Month CTZ Yield	Long	11.03.22	0.14	3.78	3.62	363
Italy Government Bond 10Y	Long	06.07.23	4.39	4.35	3.94	-5
France Government Bond 2Y	Long	07.06.23	3.08	3.30	3.15	22
France Government Bond 10Y	Long	27.12.22	3.05	3.14	2.83	9

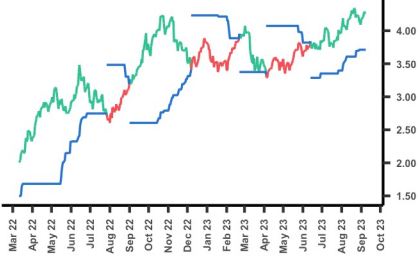
### US Government Bond 2Y

Position	Long	P/L (In BPS)	39
Entry Price	4.60	Current Price	4.99
Entry Date	09.06.23	Stop Loss	4.61



### United States Government Bond 10Y

Position	Long	P/L (In BPS)	43
Entry Price	3.84	Current Price	4.26
Entry Date	13.06.23	Stop Loss	3.71



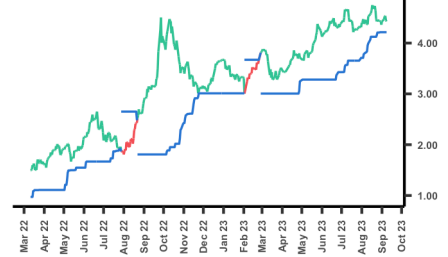
### UK Government Bond 2Y

Position	Long	P/L (In BPS)	375
Entry Price	1.33	Current Price	5.08
Entry Date	11.03.22	Stop Loss	4.86



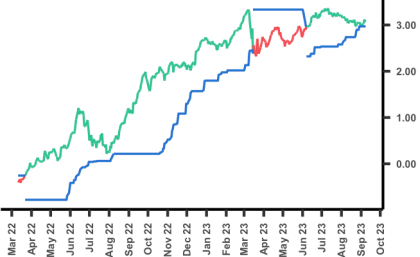
### United Kingdom Government Bond 10Y

Position	Long	P/L (In BPS)	62
Entry Price	3.81	Current Price	4.43
Entry Date	27.02.23	Stop Loss	4.21



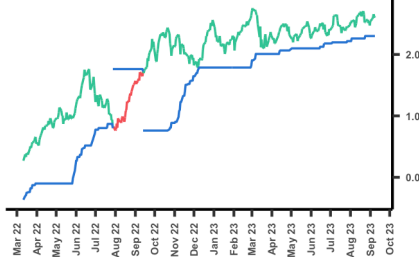
### Germany 2 Year Schatz Yield

Position	Long	P/L (In BPS)	9
Entry Price	2.98	Current Price	3.07
Entry Date	07.06.23	Stop Loss	2.97



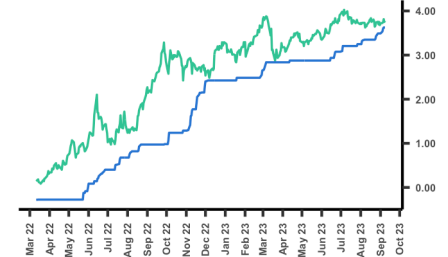
### Germany Government Bond 10Y

Position	Long	P/L (In BPS)	87
Entry Price	1.72	Current Price	2.60
Entry Date	13.09.22	Stop Loss	2.30



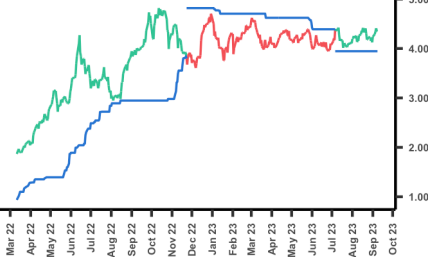
### Italy 24 Month CTZ Yield

Position	Long	P/L (In BPS)	363
Entry Price	0.14	Current Price	3.78
Entry Date	11.03.22	Stop Loss	3.62



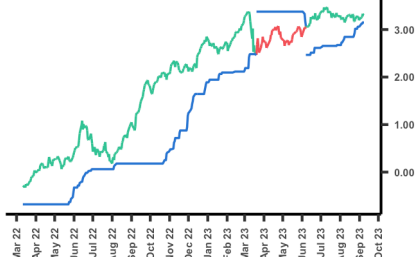
### Italy Government Bond 10Y

Position	Long	P/L (In BPS)	-5
Entry Price	4.39	Current Price	4.35
Entry Date	06.07.23	Stop Loss	3.94



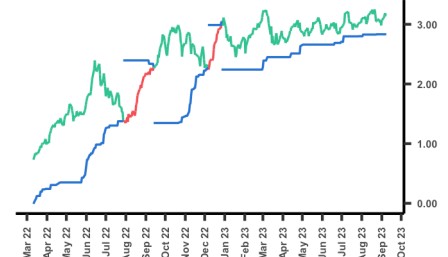
### France Government Bond 2Y

Position	Long	P/L (In BPS)	22
Entry Price	3.08	Current Price	3.30
Entry Date	07.06.23	Stop Loss	3.15



### France Government Bond 10Y

Position	Long	P/L (In BPS)	9
Entry Price	3.05	Current Price	3.14
Entry Date	27.12.22	Stop Loss	2.83



# Trending Markets Today

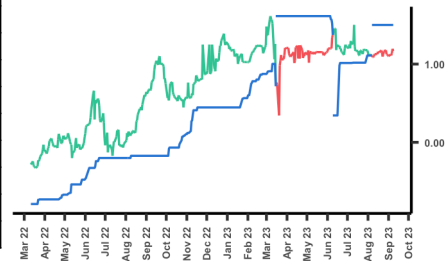
Global Cross-Asset Class Edition

## Interest Rates

Name	Position	Entry Date	Entry Price	Current Price	Stop Loss	P/L (In BPS)
<b>European Region</b>						
Switzerland 2 Year Note Yield	Short	07.08.23	1.11	1.17	1.50	-6
Switzerland Government Bond 10Y	Short	15.03.23	1.03	1.04	1.14	0
<b>Asia Pacific</b>						
Japan 2 Year Note Yield	Long	10.07.23	-0.03	0.01	-0.08	4
Japan Government Bond 10Y	Long	17.07.23	0.49	0.65	0.35	16
China Government Bond 2Y	Long	07.09.23	2.24	2.25	2.04	1
China Government Bond 10Y	Short	16.03.23	2.86	2.67	2.72	19
India Government Bond 2Y	Long	05.07.23	7.03	7.20	6.85	17
India Government Bond 10Y	Long	28.07.23	7.16	7.20	7.01	4
Australia 2 Year Note Yield	Long	29.05.23	3.61	3.86	3.78	25
Australia Government Bond 10Y	Long	05.06.23	3.77	4.13	3.89	36

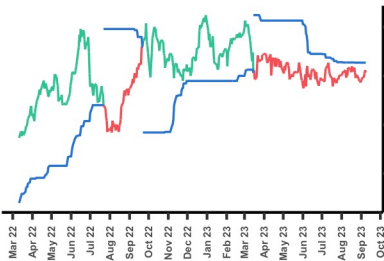
**Switzerland 2 Year Note Yield**

Position	Short	P/L (In BPS)	-6
Entry Price	1.11	Current Price	1.17
Entry Date	07.08.23	Stop Loss	1.50



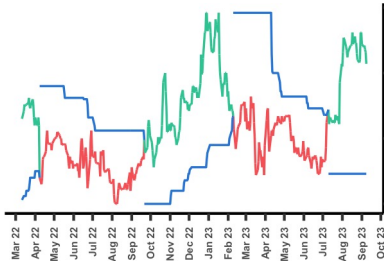
**Switzerland Government Bond 10Y**

Position	Short	P/L (In BPS)	0
Entry Price	1.03	Current Price	1.04
Entry Date	15.03.23	Stop Loss	1.14



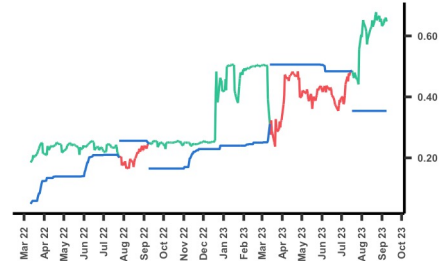
**Japan 2 Year Note Yield**

Position	Long	P/L (In BPS)	4
Entry Price	-0.03	Current Price	0.01
Entry Date	10.07.23	Stop Loss	-0.08



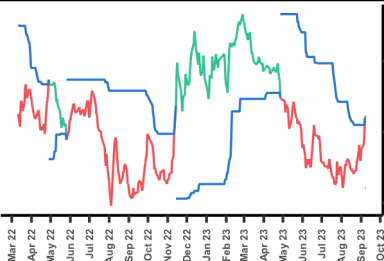
**Japan Government Bond 10Y**

Position	Long	P/L (In BPS)	16
Entry Price	0.49	Current Price	0.65
Entry Date	17.07.23	Stop Loss	0.35



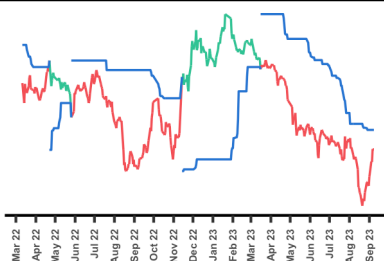
**China Government Bond 2Y**

Position	Long	P/L (In BPS)	1
Entry Price	2.24	Current Price	2.25
Entry Date	07.09.23	Stop Loss	2.04



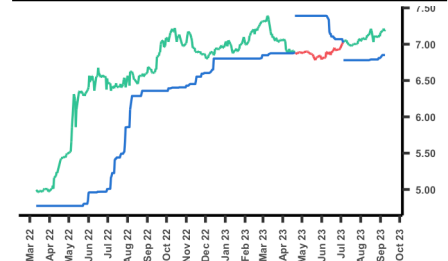
**China Government Bond 10Y**

Position	Short	P/L (In BPS)	19
Entry Price	2.86	Current Price	2.67
Entry Date	16.03.23	Stop Loss	2.72



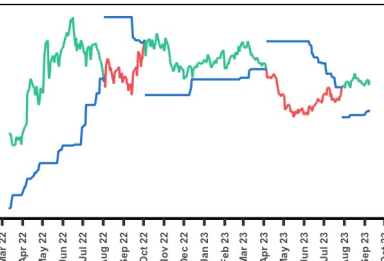
**India Government Bond 2Y**

Position	Long	P/L (In BPS)	17
Entry Price	7.03	Current Price	7.20
Entry Date	05.07.23	Stop Loss	6.85



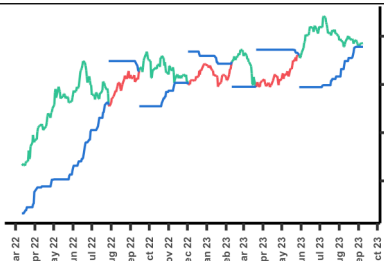
**India Government Bond 10Y**

Position	Long	P/L (In BPS)	4
Entry Price	7.16	Current Price	7.20
Entry Date	28.07.23	Stop Loss	7.01



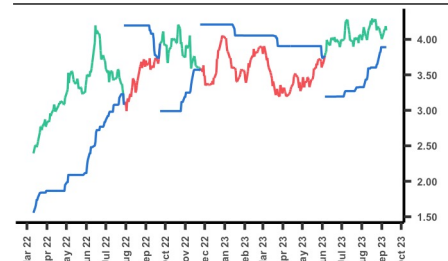
**Australia 2 Year Note Yield**

Position	Long	P/L (In BPS)	25
Entry Price	3.61	Current Price	3.86
Entry Date	29.05.23	Stop Loss	3.78



**Australia Government Bond 10Y**

Position	Long	P/L (In BPS)	36
Entry Price	3.77	Current Price	4.13
Entry Date	05.06.23	Stop Loss	3.89





# Trending Markets Today

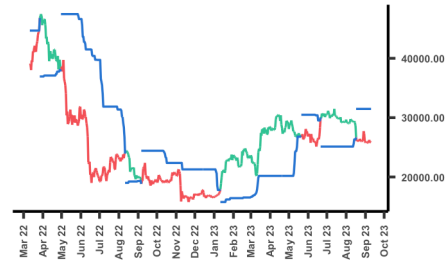
Global Cross-Asset Class Edition

## Cryptocurrencies

Name	Position	Entry Date	Entry Price	Current Price	Stop Loss	P/L
<b>Majors</b>						
Bitcoin	Short	17.08.23	26664.55	25832.23	31476.05	3.12%
Ethereum	Short	17.08.23	1684.93	1616.83	2006.51	4.04%
Binance Coin	Short	21.05.23	306.51	212.32	256.49	30.73%
XRP	Short	10.09.23	0.4978	0.4978	0.8207	0.00%
Cardano	Short	05.06.23	0.3520	0.2491	0.3577	29.25%
Solana	Short	10.09.23	18.25	18.25	27.39	0.00%
Polkadot [IOU]	Short	17.08.23	4.44	4.15	5.55	6.44%
Dogecoin	Short	17.08.23	0.06119	0.06133	0.08185	-0.23%
Polygon	Short	21.04.23	1.0127	0.5235	0.8497	48.31%
Shiba Inu	Short	10.09.23	0.00000737	0.00000737	0.00001073	0.00%

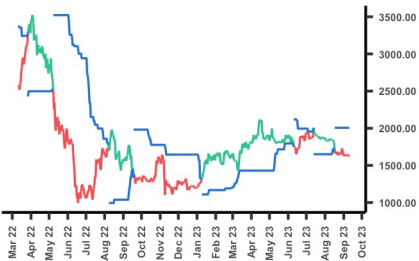
### Bitcoin

Position	Short	P/L	3.12%
Entry Price	26664.55	Current Price	25832.23
Entry Date	17.08.23	Stop Loss	31476.05



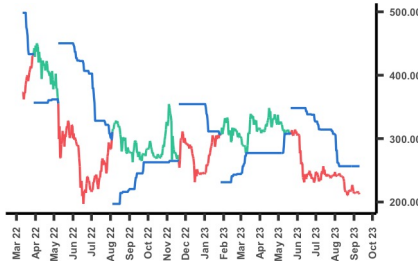
### Ethereum

Position	Short	P/L	4.04%
Entry Price	1684.93	Current Price	1616.83
Entry Date	17.08.23	Stop Loss	2006.51



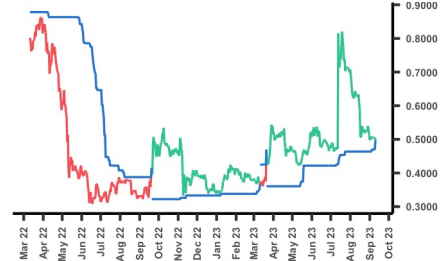
### Binance Coin

Position	Short	P/L	30.73%
Entry Price	306.51	Current Price	212.32
Entry Date	21.05.23	Stop Loss	256.49



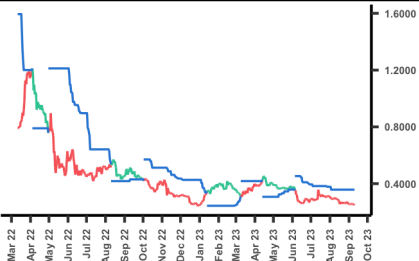
### XRP

Position	Short	P/L	0.00%
Entry Price	0.4978	Current Price	0.4978
Entry Date	10.09.23	Stop Loss	0.8207



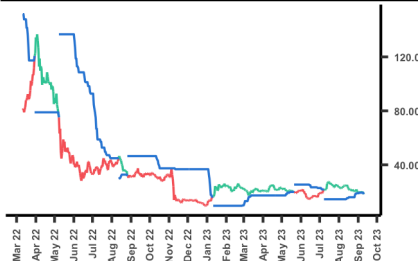
### Cardano

Position	Short	P/L	29.25%
Entry Price	0.3520	Current Price	0.2491
Entry Date	05.06.23	Stop Loss	0.3577



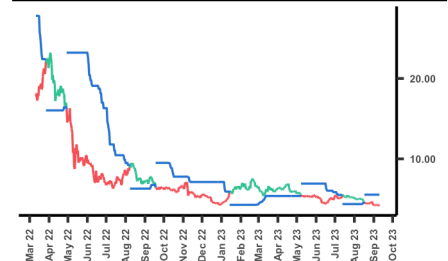
### Solana

Position	Short	P/L	0.00%
Entry Price	18.25	Current Price	18.25
Entry Date	10.09.23	Stop Loss	27.39



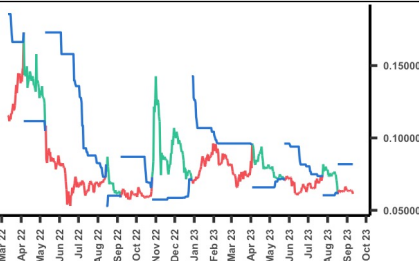
### Polkadot [IOU]

Position	Short	P/L	6.44%
Entry Price	4.44	Current Price	4.15
Entry Date	17.08.23	Stop Loss	5.55



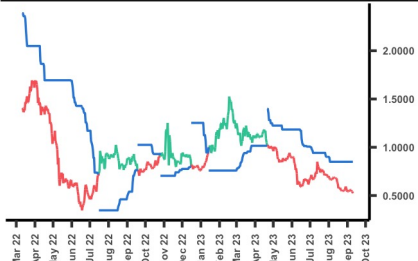
### Dogecoin

Position	Short	P/L	-0.23%
Entry Price	0.06119	Current Price	0.06133
Entry Date	17.08.23	Stop Loss	0.08185



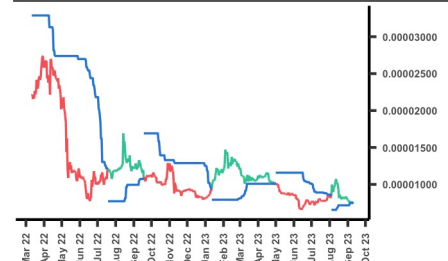
### Polygon

Position	Short	P/L	48.31%
Entry Price	1.0127	Current Price	0.5235
Entry Date	21.04.23	Stop Loss	0.8497



### Shiba Inu

Position	Short	P/L	0.00%
Entry Price	0.00000737	Current Price	0.00000737
Entry Date	10.09.23	Stop Loss	0.00001073



# Appendix

## **A note on provided metrics in tables and charts**

The following metrics are calculated and updated based on market closing prices:

- Position
- Entry Date
- Entry Price
- Current Price
- Stop Loss
- P/L

Signals are triggered end of day. The Entry Price and Entry Date in the tables and charts are based on the closing price from the day that the signals were generated.

## **A note on historical data**

The data used in this report is adjusted for corporate actions and dividends for stocks and based on continuous futures for financial futures (with the current contract in front). If a financial future is rolled over to the next month or a stock pays a dividend or undergoes a split, the whole historical data set is adjusted. This methodology is applied to have no gaps in the data. Such changes are reflected in the data of this report as well.

## **A note on position sizing**

This report does not cover position sizing. Readers must always size positions to manage their risk (e.g. Position Risk, Total Portfolio Risk, etc.).

## **Disclaimer**

Trading in financial markets is subject to market risk and losses can be substantial. Readers must fully understand the risks involved and do only invest money according to their risk-bearing capacity. This reports' trading signals are based on proprietary calculations and are for informational purposes only. The author of this report is not a licensed investment advisor.

The information published in this newsletter should not be used to make trading decisions. Acting on any information, thought and view in this report is at the reader's own risk. The publisher of this report is not liable for any loss in any case. EOD Historical Data provides all market data. Market data errors can occur and may wrongly affect signals. The publisher of this report will not take responsibility for errors in data, accuracy of signals and potential losses incurred by readers.