

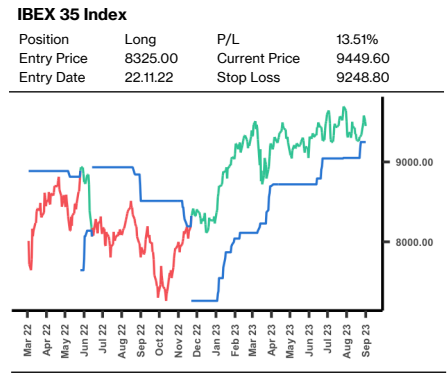
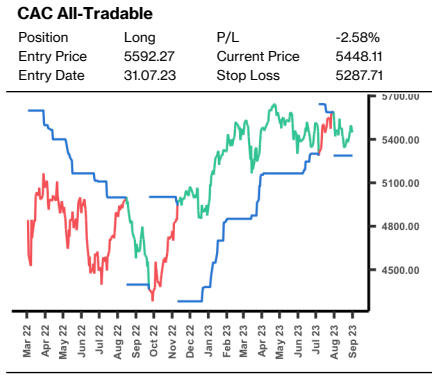
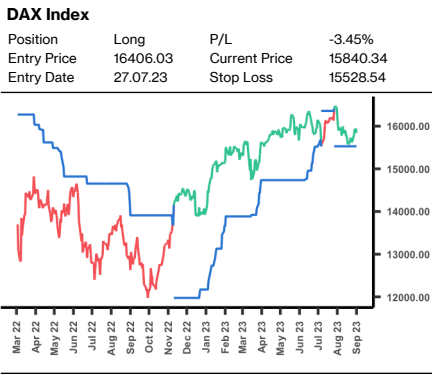
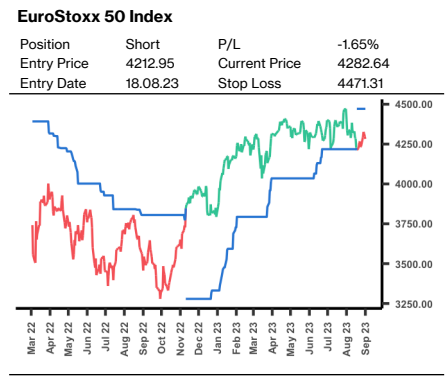
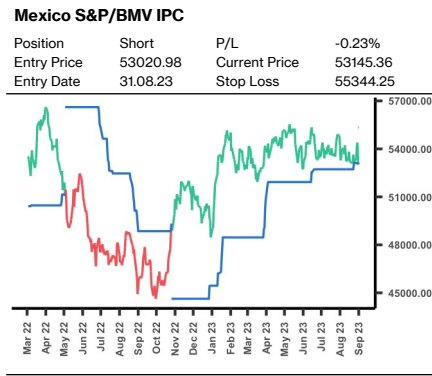
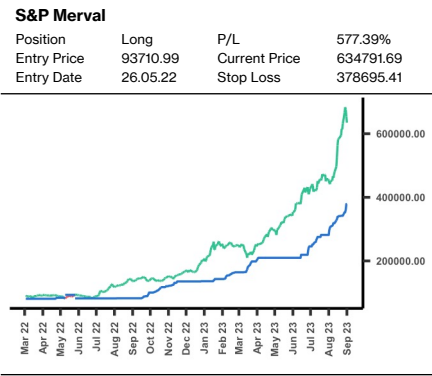
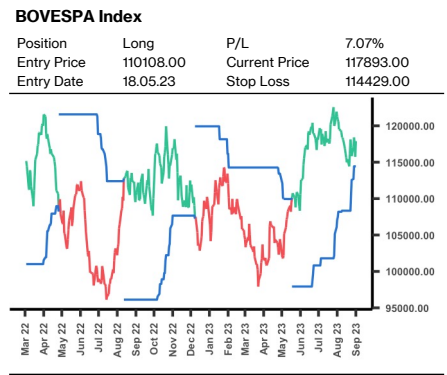
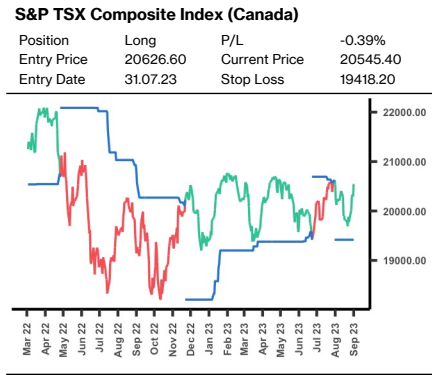
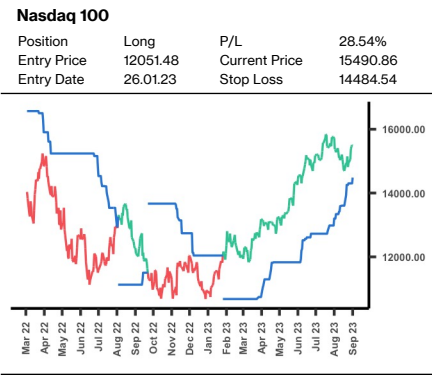
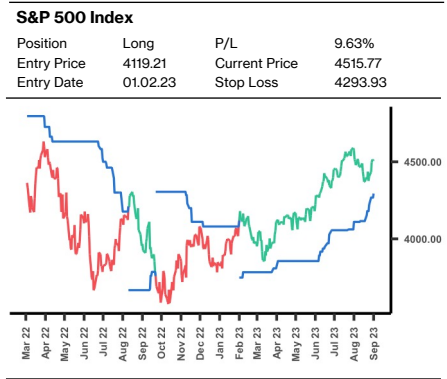
Trending Markets Today

Global Cross-Asset Class Edition

Global Stock Markets Page 1-2	Foreign Exchange Page 3-4	Commodities Page 5-6	Interest Rates Page 7-8	Cryptocurrencies Page 9
---	-------------------------------------	--------------------------------	-----------------------------------	-----------------------------------

Global Stock Markets

Name	Position	Entry Date	Entry Price	Current Price	Stop Loss	P/L
North America						
S&P 500 Index	Long	01.02.23	4119.21	4515.77	4293.93	9.63%
Nasdaq 100	Long	26.01.23	12051.48	15490.86	14484.54	28.54%
S&P TSX Composite Index (Canada)	Long	31.07.23	20626.60	20545.40	19418.20	-0.39%
Central & South America						
BOVESPA Index	Long	18.05.23	110108.00	117893.00	114429.00	7.07%
S&P Merval	Long	26.05.22	93710.99	634791.69	378695.41	577.39%
Mexico S&P/BMV IPC	Short	31.08.23	53020.98	53145.36	55344.25	-0.23%
European Region						
EuroStoxx 50 Index	Short	18.08.23	4212.95	4282.64	4471.31	-1.65%
DAX Index	Long	27.07.23	16406.03	15840.34	15528.54	-3.45%
CAC All-Tradable	Long	31.07.23	5592.27	5448.11	5287.71	-2.58%
IBEX 35 Index	Long	22.11.22	8325.00	9449.60	9248.80	13.51%



Trending Markets Today

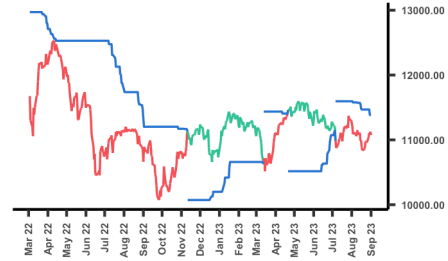
Global Cross-Asset Class Edition

Global Stock Markets

Name	Position	Entry Date	Entry Price	Current Price	Stop Loss	P/L
European Region						
Swiss Market Index	Short	06.07.23	10986.78	11075.15	11386.26	-0.80%
Middle East						
BIST 100	Long	06.06.23	5388.80	8056.12	5186.83	49.50%
Tadawul All Share	Long	04.04.23	10948.60	11491.20	11221.96	4.96%
Asia Pacific						
Nikkei 225	Long	06.03.23	28237.78	32710.62	31450.76	15.84%
Hang Seng (Hong Kong)	Short	20.03.23	19000.71	18382.06	20078.94	3.26%
Shanghai Composite	Short	24.05.23	3204.75	3133.25	3291.04	2.23%
BSE Sensex 30	Long	02.05.23	61354.71	65387.16	62625.63	6.57%
Australia All Ordinaries	Long	25.07.23	7554.70	7489.90	7206.90	-0.86%

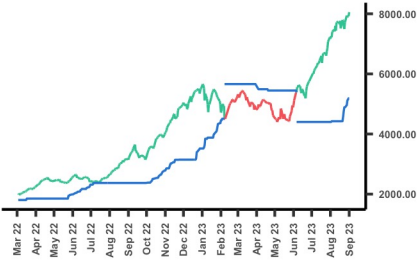
Swiss Market Index

Position	Short	P/L	-0.80%
Entry Price	10986.78	Current Price	11075.15
Entry Date	06.07.23	Stop Loss	11386.26



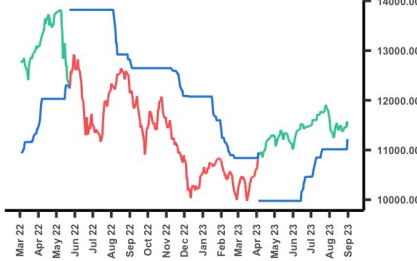
BIST 100

Position	Long	P/L	49.50%
Entry Price	5388.80	Current Price	8056.12
Entry Date	06.06.23	Stop Loss	5186.83



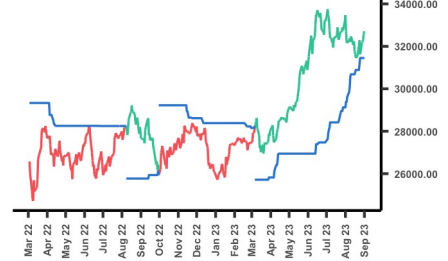
Tadawul All Share

Position	Long	P/L	4.96%
Entry Price	10948.60	Current Price	11491.20
Entry Date	04.04.23	Stop Loss	11221.96



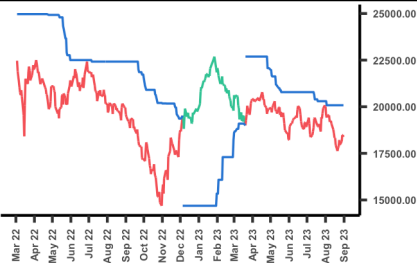
Nikkei 225

Position	Long	P/L	15.84%
Entry Price	28237.78	Current Price	32710.62
Entry Date	06.03.23	Stop Loss	31450.76



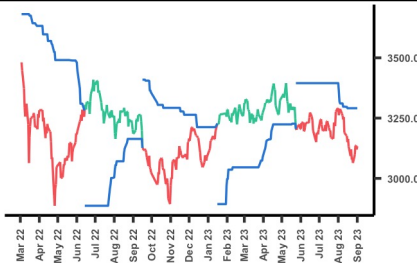
Hang Seng (Hong Kong)

Position	Short	P/L	3.26%
Entry Price	19000.71	Current Price	18382.06
Entry Date	20.03.23	Stop Loss	20078.94



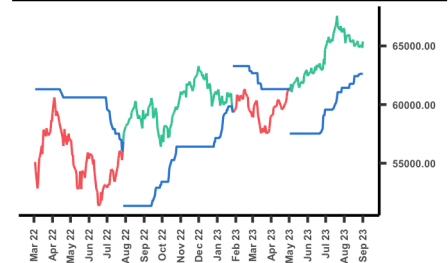
Shanghai Composite

Position	Short	P/L	2.23%
Entry Price	3204.75	Current Price	3133.25
Entry Date	24.05.23	Stop Loss	3291.04



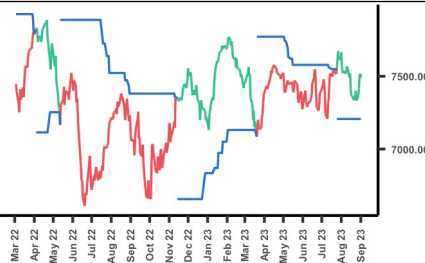
BSE Sensex 30

Position	Long	P/L	6.57%
Entry Price	61354.71	Current Price	65387.16
Entry Date	02.05.23	Stop Loss	62625.63



Australia All Ordinaries

Position	Long	P/L	-0.86%
Entry Price	7554.70	Current Price	7489.90
Entry Date	25.07.23	Stop Loss	7206.90



Trending Markets Today

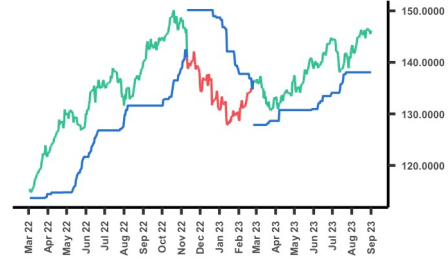
Global Cross-Asset Class Edition

Foreign Exchange

Name	Position	Entry Date	Entry Price	Current Price	Stop Loss	P/L
USD						
USDJPY	Long	24.02.23	136.460	146.199	138.065	7.14%
USDCHF	Short	04.04.23	0.9056	0.8857	0.8985	2.20%
USDIDR	Long	26.06.23	15015.0	15240.0	14860.0	1.50%
USDCNY	Long	16.05.23	6.9787	7.2606	7.1210	4.04%
USDINR	Long	04.03.22	76.4250	82.6887	81.7950	8.20%
USDBRL	Short	01.02.23	5.0552	4.9463	4.9892	2.15%
USDMXN	Short	12.08.22	19.8258	17.0767	17.3216	13.87%
USD RUB	Long	10.10.22	63.8100	96.4005	82.7175	51.07%
USDTRY	Long	03.03.22	14.1187	26.7276	25.3228	89.31%
USDZAR	Short	12.07.23	18.1314	18.8361	19.1726	-3.89%

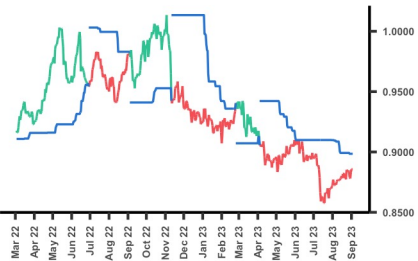
USDJPY

Position	Long	P/L	7.14%
Entry Price	136.460	Current Price	146.199
Entry Date	24.02.23	Stop Loss	138.065



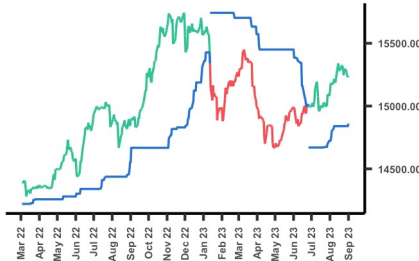
USDCHF

Position	Short	P/L	2.20%
Entry Price	0.9056	Current Price	0.8857
Entry Date	04.04.23	Stop Loss	0.8985



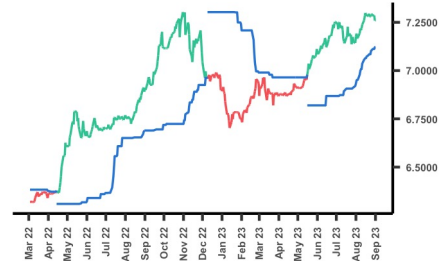
USDIDR

Position	Long	P/L	1.50%
Entry Price	15015.0	Current Price	15240.0
Entry Date	26.06.23	Stop Loss	14860.0



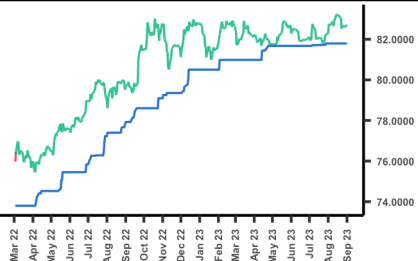
USDCNY

Position	Long	P/L	4.04%
Entry Price	6.9787	Current Price	7.2606
Entry Date	16.05.23	Stop Loss	7.1210



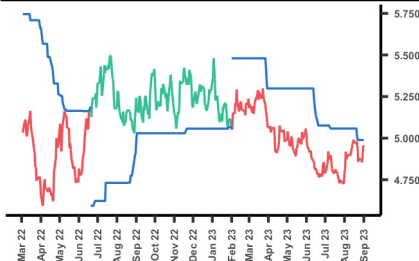
USDINR

Position	Long	P/L	8.20%
Entry Price	76.4250	Current Price	82.6887
Entry Date	04.03.22	Stop Loss	81.7950



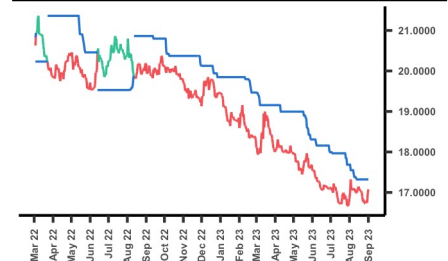
USDBRL

Position	Short	P/L	2.15%
Entry Price	5.0552	Current Price	4.9463
Entry Date	01.02.23	Stop Loss	4.9892



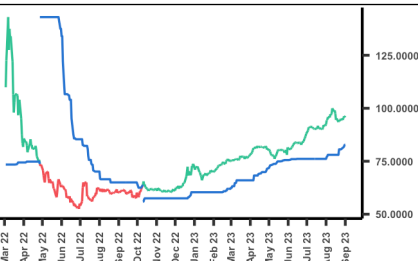
USDMXN

Position	Short	P/L	13.87%
Entry Price	19.8258	Current Price	17.0767
Entry Date	12.08.22	Stop Loss	17.3216



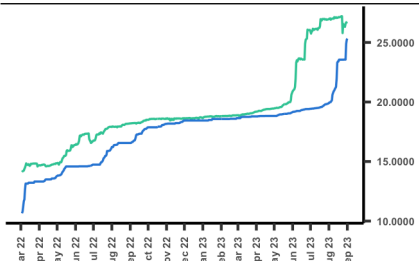
USD RUB

Position	Long	P/L	51.07%
Entry Price	63.8100	Current Price	96.4005
Entry Date	10.10.22	Stop Loss	82.7175



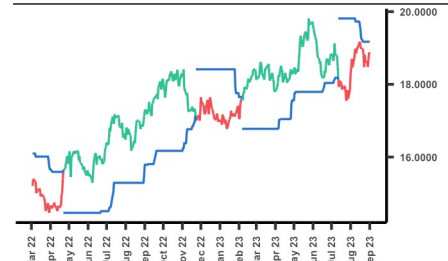
USDTRY

Position	Long	P/L	89.31%
Entry Price	14.1187	Current Price	26.7276
Entry Date	03.03.22	Stop Loss	25.3228



USDZAR

Position	Short	P/L	-3.89%
Entry Price	18.1314	Current Price	18.8361
Entry Date	12.07.23	Stop Loss	19.1726



Trending Markets Today

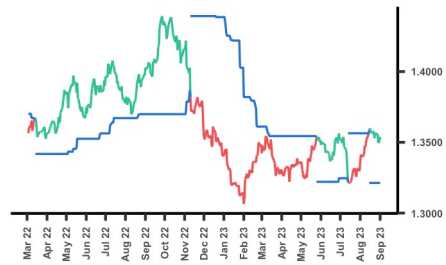
Global Cross-Asset Class Edition

Foreign Exchange

Name	Position	Entry Date	Entry Price	Current Price	Stop Loss	P/L
USD						
USDSGD	Long	15.08.23	1.3584	1.3539	1.3213	-0.33%
EUR						
EURUSD	Short	24.08.23	1.0809	1.0773	1.1234	0.33%
EURGBP	Short	20.03.23	0.8733	0.8555	0.8663	2.04%
EURJPY	Long	17.02.23	143.761	157.530	153.010	9.58%
EURCHF	Short	03.05.23	0.9778	0.9549	0.9757	2.34%
GBP						
GBPUSD	Short	24.08.23	1.2599	1.2588	1.3133	0.09%
GBPJPY	Long	03.04.23	164.415	184.070	178.445	11.95%
GBPCHF	Short	19.07.23	1.1100	1.1148	1.1415	-0.43%
GBPAUD	Long	10.03.23	1.8288	1.9504	1.8980	6.65%
AUD						
AUDUSD	Short	09.08.23	0.6528	0.6450	0.6889	1.19%

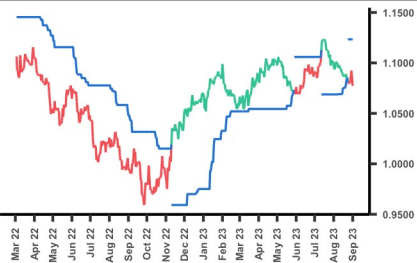
USDSGD

Position	Long	P/L	-0.33%
Entry Price	1.3584	Current Price	1.3539
Entry Date	15.08.23	Stop Loss	1.3213



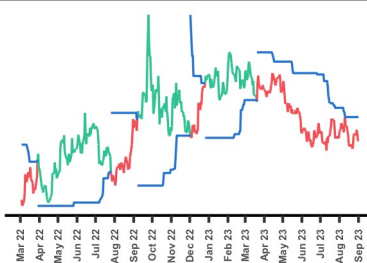
EURUSD

Position	Short	P/L	0.33%
Entry Price	1.0809	Current Price	1.0773
Entry Date	24.08.23	Stop Loss	1.1234



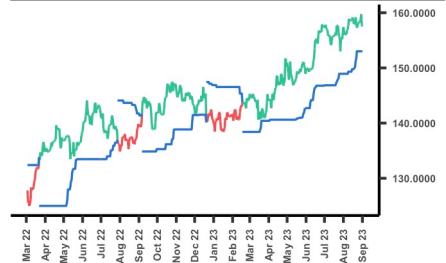
EURGBP

Position	Short	P/L	2.04%
Entry Price	0.8733	Current Price	0.8555
Entry Date	20.03.23	Stop Loss	0.8663



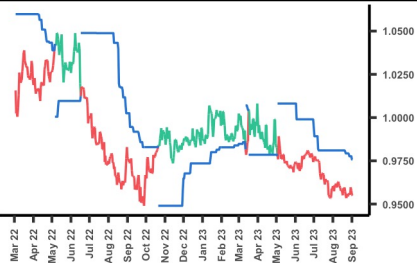
EURJPY

Position	Long	P/L	9.58%
Entry Price	143.761	Current Price	157.530
Entry Date	17.02.23	Stop Loss	153.010



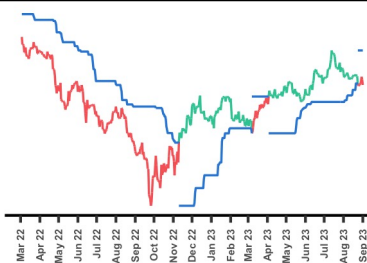
EURCHF

Position	Short	P/L	2.34%
Entry Price	0.9778	Current Price	0.9549
Entry Date	03.05.23	Stop Loss	0.9757



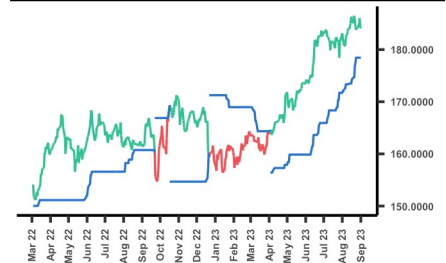
GBPUSD

Position	Short	P/L	0.09%
Entry Price	1.2599	Current Price	1.2588
Entry Date	24.08.23	Stop Loss	1.3133



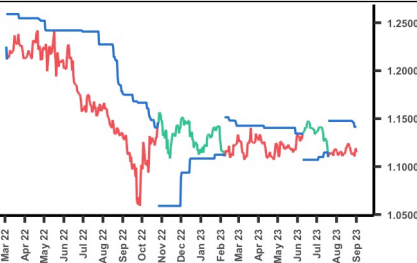
GBPJPY

Position	Long	P/L	11.95%
Entry Price	164.415	Current Price	184.070
Entry Date	03.04.23	Stop Loss	178.445



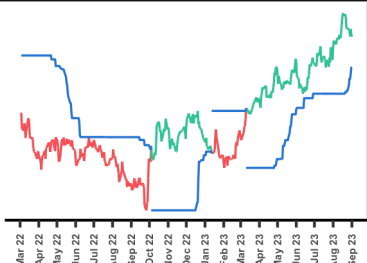
GBPCHF

Position	Short	P/L	-0.43%
Entry Price	1.1100	Current Price	1.1148
Entry Date	19.07.23	Stop Loss	1.1415



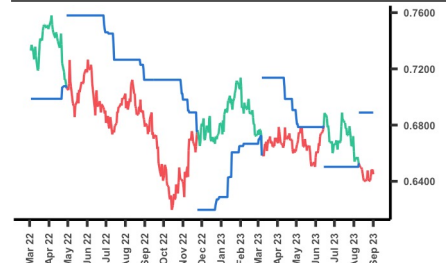
GBPAUD

Position	Long	P/L	6.65%
Entry Price	1.8288	Current Price	1.9504
Entry Date	10.03.23	Stop Loss	1.8980



AUDUSD

Position	Short	P/L	1.19%
Entry Price	0.6528	Current Price	0.6450
Entry Date	09.08.23	Stop Loss	0.6889



Trending Markets Today

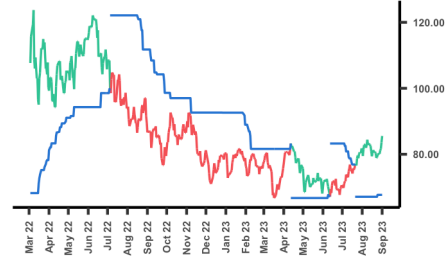
Global Cross-Asset Class Edition

Commodities

Name	Position	Entry Date	Entry Price	Current Price	Stop Loss	P/L
Energy						
Crude Oil	Long	21.07.23	77.07	85.55	67.70	11.00%
ICE Brent Crude	Long	24.07.23	82.74	88.55	71.84	7.02%
Lead	Long	24.07.23	2175.0	2248.5	2050.5	3.38%
Natural Gas (CME)	Long	18.05.23	2.715	2.765	2.477	1.84%
Metals						
Gold (COMEX)	Short	22.06.23	1923.7	1967.1	1980.8	-2.26%
Silver	Long	19.07.23	25.387	24.232	22.535	-4.55%
Copper	Long	31.07.23	4.0080	3.8125	3.6515	-4.88%
Nickel	Short	23.02.23	25387.0	21085.0	23034.0	16.95%
Aluminum	Short	11.05.23	2211.0	2237.0	2282.5	-1.18%
Palladium	Short	30.05.23	1378.6	1217.2	1410.5	11.71%

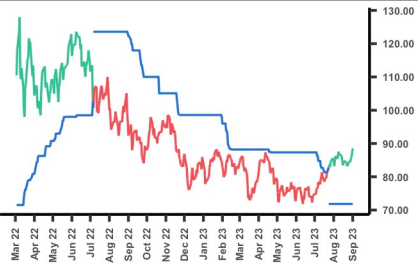
Crude Oil

Position	Long	P/L	11.00%
Entry Price	77.07	Current Price	85.55
Entry Date	21.07.23	Stop Loss	67.70



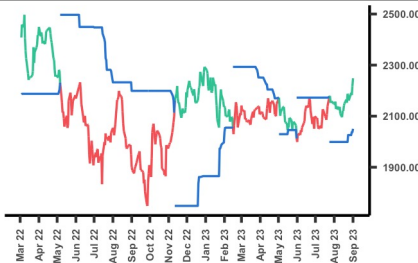
ICE Brent Crude

Position	Long	P/L	7.02%
Entry Price	82.74	Current Price	88.55
Entry Date	24.07.23	Stop Loss	71.84



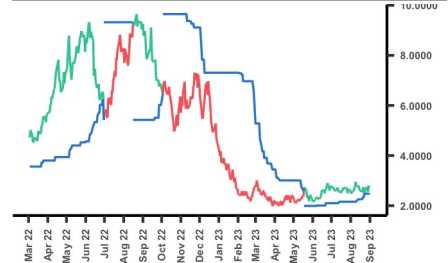
Lead

Position	Long	P/L	3.38%
Entry Price	2175.0	Current Price	2248.5
Entry Date	24.07.23	Stop Loss	2050.5



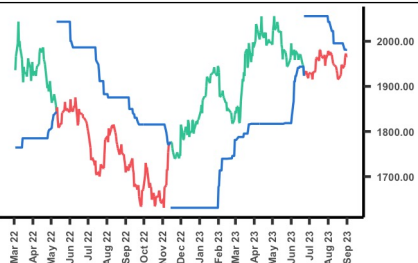
Natural Gas (CME)

Position	Long	P/L	1.84%
Entry Price	2.715	Current Price	2.765
Entry Date	18.05.23	Stop Loss	2.477



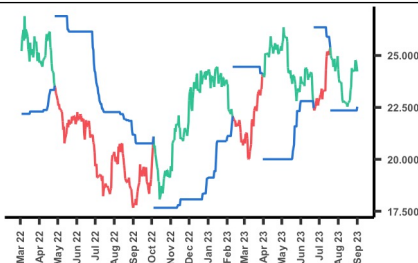
Gold (COMEX)

Position	Short	P/L	-2.26%
Entry Price	1923.7	Current Price	1967.1
Entry Date	22.06.23	Stop Loss	1980.8



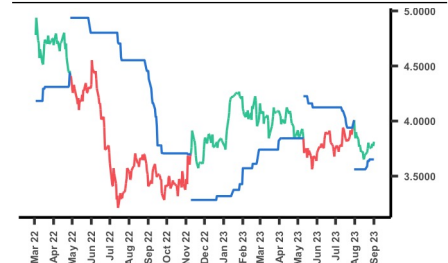
Silver

Position	Long	P/L	-4.55%
Entry Price	25.387	Current Price	24.232
Entry Date	19.07.23	Stop Loss	22.535



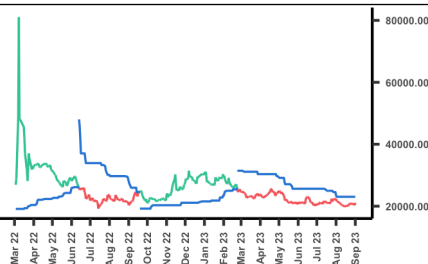
Copper

Position	Long	P/L	-4.88%
Entry Price	4.0080	Current Price	3.8125
Entry Date	31.07.23	Stop Loss	3.6515



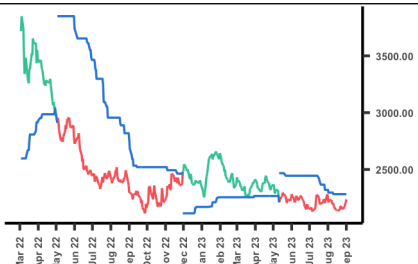
Nickel

Position	Short	P/L	16.95%
Entry Price	25387.0	Current Price	21085.0
Entry Date	23.02.23	Stop Loss	23034.0



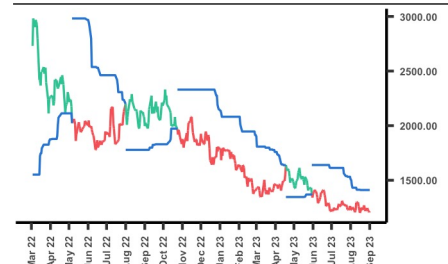
Aluminum

Position	Short	P/L	-1.18%
Entry Price	2211.0	Current Price	2237.0
Entry Date	11.05.23	Stop Loss	2282.5



Palladium

Position	Short	P/L	11.71%
Entry Price	1378.6	Current Price	1217.2
Entry Date	30.05.23	Stop Loss	1410.5



Trending Markets Today

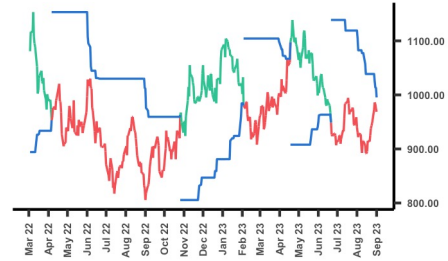
Global Cross-Asset Class Edition

Commodities

Name	Position	Entry Date	Entry Price	Current Price	Stop Loss	P/L
Metals						
Platinum	Short	21.06.23	949.0	968.7	995.3	-2.08%
Tin	Long	06.07.23	28530	25806	25066	-9.55%
Zinc	Short	10.03.23	2937.0	2485.5	2569.0	15.37%
Agriculture						
Cocoa	Long	04.11.22	2434.0	3605.0	3123.0	48.11%
Coffee	Short	23.06.23	168.05	151.90	194.85	9.61%
Corn (CME)	Short	14.07.22	695.00	464.75	671.00	33.13%
Soybean (CME)	Short	21.03.23	1467.00	1369.25	1514.75	6.66%
Sugar	Short	29.06.23	22.07	25.81	26.43	-16.95%
Wheat (CBOT)	Short	01.09.23	595.50	595.50	760.25	0.00%
Cotton	Long	17.05.23	86.94	89.61	77.07	3.07%

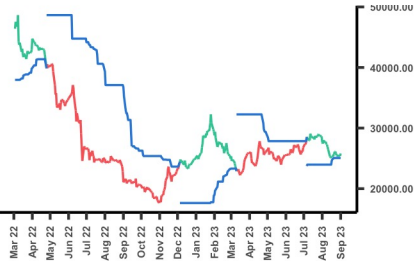
Platinum

Position	Short	P/L	-2.08%
Entry Price	949.0	Current Price	968.7
Entry Date	21.06.23	Stop Loss	995.3



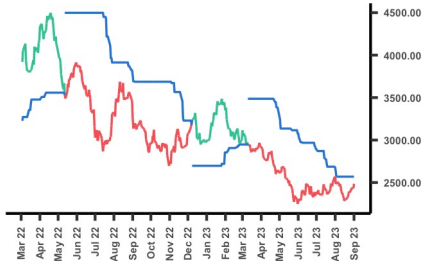
Tin

Position	Long	P/L	-9.55%
Entry Price	28530	Current Price	25806
Entry Date	06.07.23	Stop Loss	25066



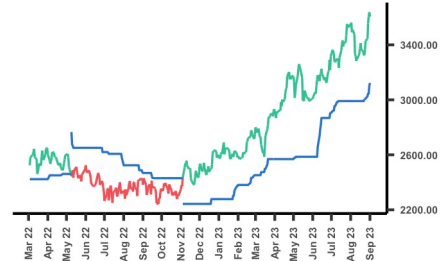
Zinc

Position	Short	P/L	15.37%
Entry Price	2937.0	Current Price	2485.5
Entry Date	10.03.23	Stop Loss	2569.0



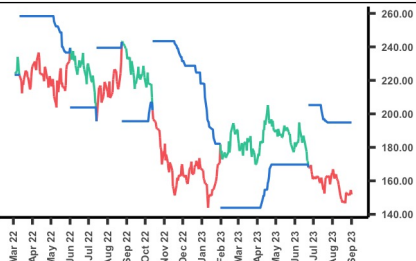
Cocoa

Position	Long	P/L	48.11%
Entry Price	2434.0	Current Price	3605.0
Entry Date	04.11.22	Stop Loss	3123.0



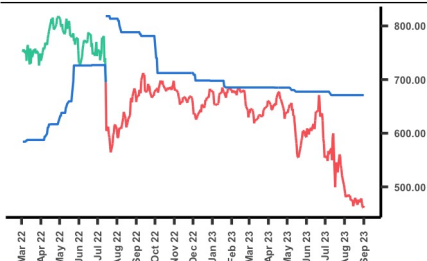
Coffee

Position	Short	P/L	9.61%
Entry Price	168.05	Current Price	151.90
Entry Date	23.06.23	Stop Loss	194.85



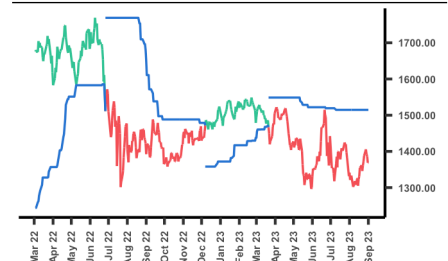
Corn (CME)

Position	Short	P/L	33.13%
Entry Price	695.00	Current Price	464.75
Entry Date	14.07.22	Stop Loss	671.00



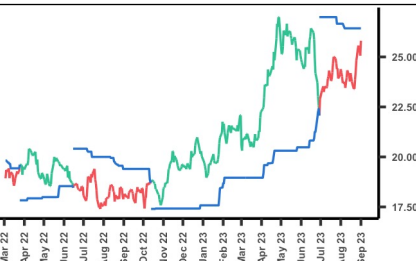
Soybean (CME)

Position	Short	P/L	6.66%
Entry Price	1467.00	Current Price	1369.25
Entry Date	21.03.23	Stop Loss	1514.75



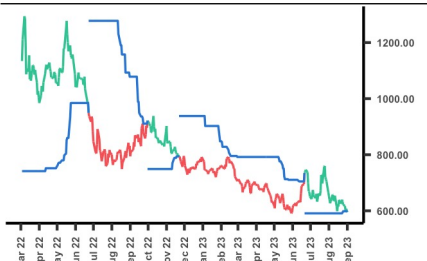
Sugar

Position	Short	P/L	-16.95%
Entry Price	22.07	Current Price	25.81
Entry Date	29.06.23	Stop Loss	26.43



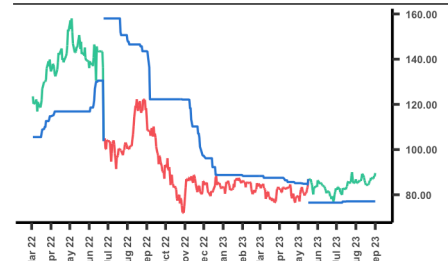
Wheat (CBOT)

Position	Short	P/L	0.00%
Entry Price	595.50	Current Price	595.50
Entry Date	01.09.23	Stop Loss	760.25



Cotton

Position	Long	P/L	3.07%
Entry Price	86.94	Current Price	89.61
Entry Date	17.05.23	Stop Loss	77.07



Trending Markets Today

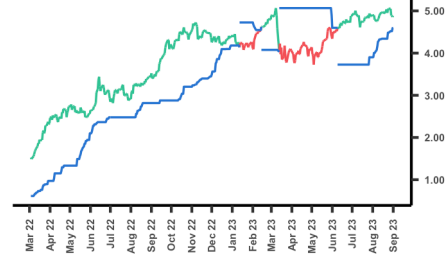
Global Cross-Asset Class Edition

Interest Rates

Name	Position	Entry Date	Entry Price	Current Price	Stop Loss	P/L (In BPS)
North America						
US Government Bond 2Y	Long	09.06.23	4.60	4.88	4.59	28
United States Government Bond 10Y	Long	13.06.23	3.84	4.18	3.71	34
European Region						
UK Government Bond 2Y	Long	03.03.22	1.14	5.18	4.64	404
United Kingdom Government Bond 10Y	Long	27.02.23	3.81	4.43	4.21	62
Germany 2 Year Schatz Yield	Long	07.06.23	2.98	2.99	2.97	1
Germany Government Bond 10Y	Long	13.09.22	1.72	2.54	2.30	82
Italy 24 Month CTZ Yield	Long	03.03.22	-0.09	3.72	3.49	381
Italy Government Bond 10Y	Long	06.07.23	4.39	4.24	3.94	-16
France Government Bond 2Y	Long	07.06.23	3.08	3.22	3.07	15
France Government Bond 10Y	Long	27.12.22	3.05	3.07	2.83	2

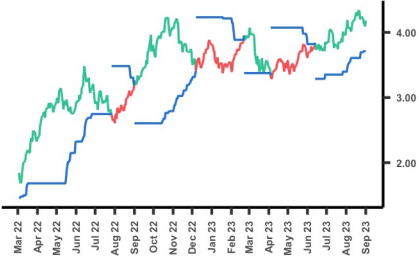
US Government Bond 2Y

Position	Long	P/L (In BPS)	28
Entry Price	4.60	Current Price	4.88
Entry Date	09.06.23	Stop Loss	4.59



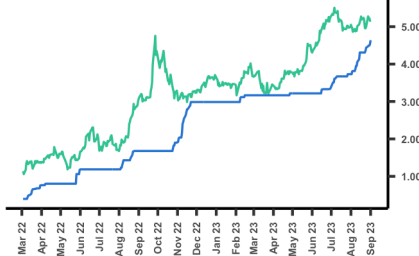
United States Government Bond 10Y

Position	Long	P/L (In BPS)	34
Entry Price	3.84	Current Price	4.18
Entry Date	13.06.23	Stop Loss	3.71



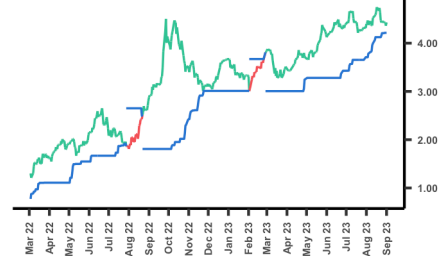
UK Government Bond 2Y

Position	Long	P/L (In BPS)	404
Entry Price	1.14	Current Price	5.18
Entry Date	03.03.22	Stop Loss	4.64



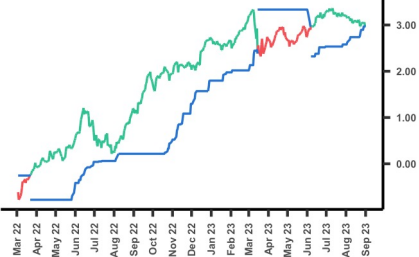
United Kingdom Government Bond 10Y

Position	Long	P/L (In BPS)	62
Entry Price	3.81	Current Price	4.43
Entry Date	27.02.23	Stop Loss	4.21



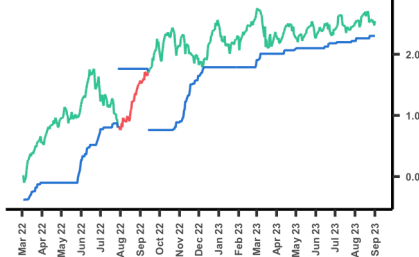
Germany 2 Year Schatz Yield

Position	Long	P/L (In BPS)	1
Entry Price	2.98	Current Price	2.99
Entry Date	07.06.23	Stop Loss	2.97



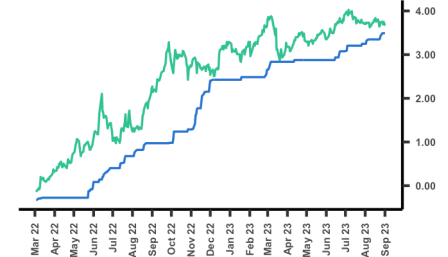
Germany Government Bond 10Y

Position	Long	P/L (In BPS)	82
Entry Price	1.72	Current Price	2.54
Entry Date	13.09.22	Stop Loss	2.30



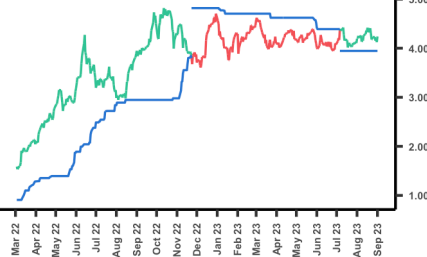
Italy 24 Month CTZ Yield

Position	Long	P/L (In BPS)	381
Entry Price	-0.09	Current Price	3.72
Entry Date	03.03.22	Stop Loss	3.49



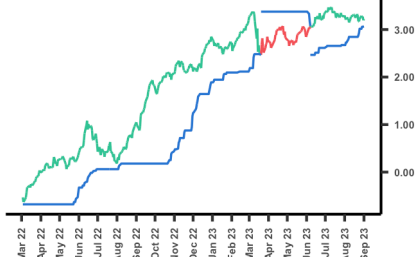
Italy Government Bond 10Y

Position	Long	P/L (In BPS)	-16
Entry Price	4.39	Current Price	4.24
Entry Date	06.07.23	Stop Loss	3.94



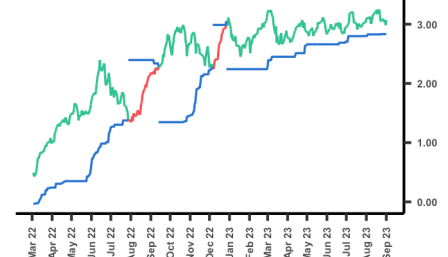
France Government Bond 2Y

Position	Long	P/L (In BPS)	15
Entry Price	3.08	Current Price	3.22
Entry Date	07.06.23	Stop Loss	3.07



France Government Bond 10Y

Position	Long	P/L (In BPS)	2
Entry Price	3.05	Current Price	3.07
Entry Date	27.12.22	Stop Loss	2.83



Trending Markets Today

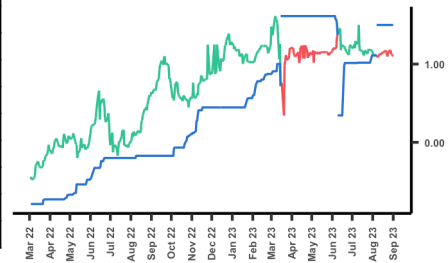
Global Cross-Asset Class Edition

Interest Rates

Name	Position	Entry Date	Entry Price	Current Price	Stop Loss	P/L (In BPS)
European Region						
Switzerland 2 Year Note Yield	Short	07.08.23	1.11	1.10	1.50	1
Switzerland Government Bond 10Y	Short	15.03.23	1.03	0.96	1.14	7
Asia Pacific						
Japan 2 Year Note Yield	Long	10.07.23	-0.03	0.02	-0.08	5
Japan Government Bond 10Y	Long	17.07.23	0.49	0.63	0.35	15
China Government Bond 2Y	Short	27.04.23	2.30	2.15	2.22	15
China Government Bond 10Y	Short	16.03.23	2.86	2.61	2.72	25
India Government Bond 2Y	Long	05.07.23	7.03	7.16	6.82	13
India Government Bond 10Y	Long	28.07.23	7.16	7.18	6.98	1
Australia 2 Year Note Yield	Long	29.05.23	3.61	3.80	3.78	19
Australia Government Bond 10Y	Long	05.06.23	3.77	4.04	3.89	28

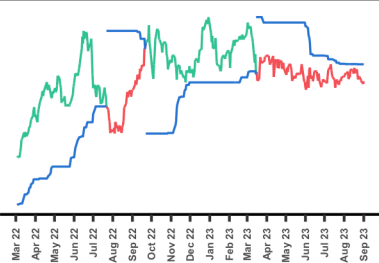
Switzerland 2 Year Note Yield

Position	Short	P/L (In BPS)	1
Entry Price	1.11	Current Price	1.10
Entry Date	07.08.23	Stop Loss	1.50



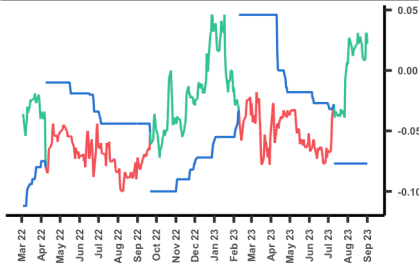
Switzerland Government Bond 10Y

Position	Short	P/L (In BPS)	7
Entry Price	1.03	Current Price	0.96
Entry Date	15.03.23	Stop Loss	1.14



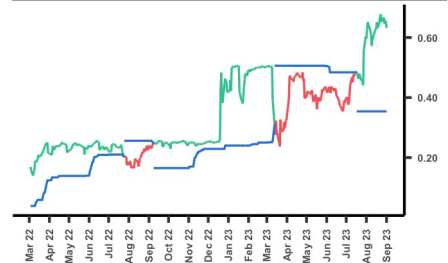
Japan 2 Year Note Yield

Position	Long	P/L (In BPS)	5
Entry Price	-0.03	Current Price	0.02
Entry Date	10.07.23	Stop Loss	-0.08



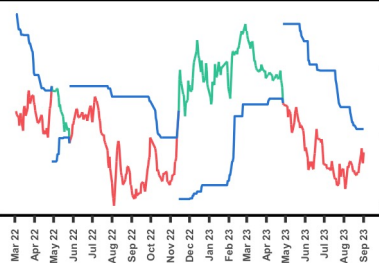
Japan Government Bond 10Y

Position	Long	P/L (In BPS)	15
Entry Price	0.49	Current Price	0.63
Entry Date	17.07.23	Stop Loss	0.35



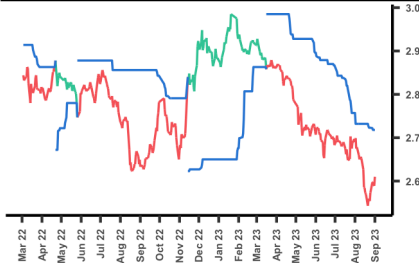
China Government Bond 2Y

Position	Short	P/L (In BPS)	15
Entry Price	2.30	Current Price	2.15
Entry Date	27.04.23	Stop Loss	2.22



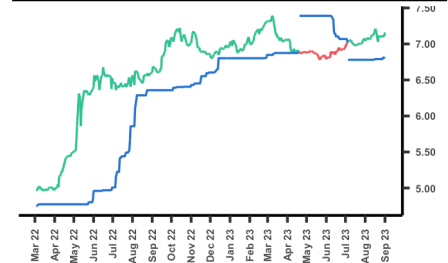
China Government Bond 10Y

Position	Short	P/L (In BPS)	25
Entry Price	2.86	Current Price	2.61
Entry Date	16.03.23	Stop Loss	2.72



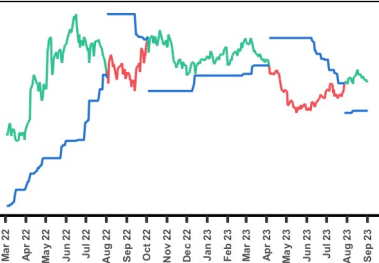
India Government Bond 2Y

Position	Long	P/L (In BPS)	13
Entry Price	7.03	Current Price	7.16
Entry Date	05.07.23	Stop Loss	6.82



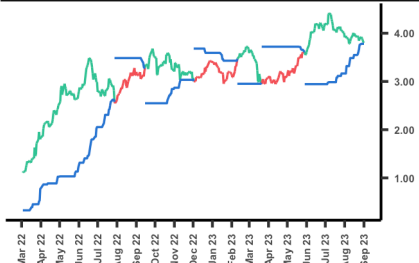
India Government Bond 10Y

Position	Long	P/L (In BPS)	1
Entry Price	7.16	Current Price	7.18
Entry Date	28.07.23	Stop Loss	6.98



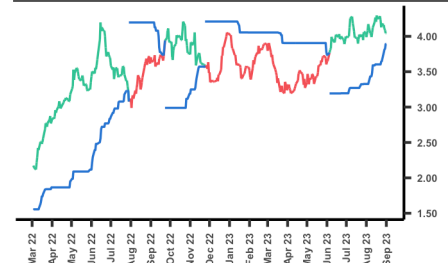
Australia 2 Year Note Yield

Position	Long	P/L (In BPS)	19
Entry Price	3.61	Current Price	3.80
Entry Date	29.05.23	Stop Loss	3.78



Australia Government Bond 10Y

Position	Long	P/L (In BPS)	28
Entry Price	3.77	Current Price	4.04
Entry Date	05.06.23	Stop Loss	3.89



Trending Markets Today

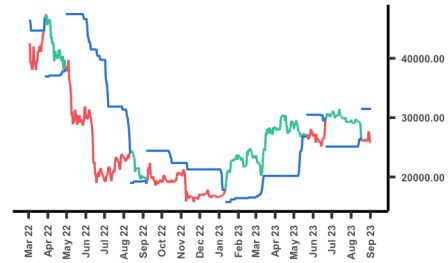
Global Cross-Asset Class Edition

Cryptocurrencies

Name	Position	Entry Date	Entry Price	Current Price	Stop Loss	P/L
Majors						
Bitcoin	Short	17.08.23	26664.55	25868.80	31476.05	2.98%
Ethereum	Short	17.08.23	1684.93	1637.03	2006.51	2.84%
Binance Coin	Short	21.05.23	306.51	214.45	256.49	30.03%
XRP	Long	21.03.23	0.4697	0.4991	0.4637	6.26%
Cardano	Short	05.06.23	0.3520	0.2562	0.3577	27.21%
Solana	Long	08.07.23	21.86	19.49	18.99	-10.82%
Polkadot [IOU]	Short	17.08.23	4.44	4.26	5.55	3.97%
Dogecoin	Short	17.08.23	0.06119	0.06349	0.08185	-3.77%
Polygon	Short	21.04.23	1.0127	0.5408	0.8497	46.59%
Shiba Inu	Long	04.08.23	0.00000867	0.00000783	0.00000716	-9.71%

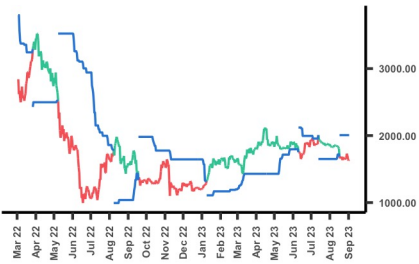
Bitcoin

Position	Short	P/L	2.98%
Entry Price	26664.55	Current Price	25868.80
Entry Date	17.08.23	Stop Loss	31476.05



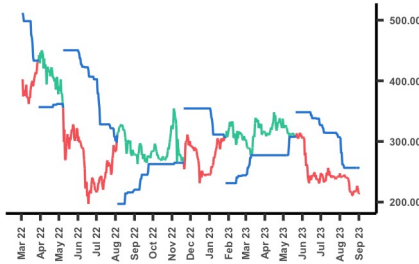
Ethereum

Position	Short	P/L	2.84%
Entry Price	1684.93	Current Price	1637.03
Entry Date	17.08.23	Stop Loss	2006.51



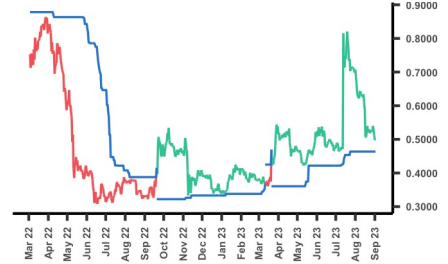
Binance Coin

Position	Short	P/L	30.03%
Entry Price	306.51	Current Price	214.45
Entry Date	21.05.23	Stop Loss	256.49



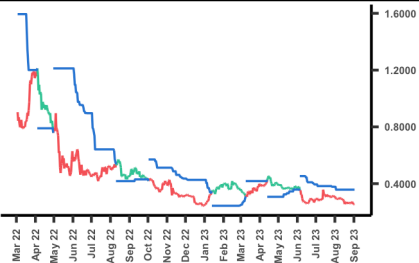
XRP

Position	Long	P/L	6.26%
Entry Price	0.4697	Current Price	0.4991
Entry Date	21.03.23	Stop Loss	0.4637



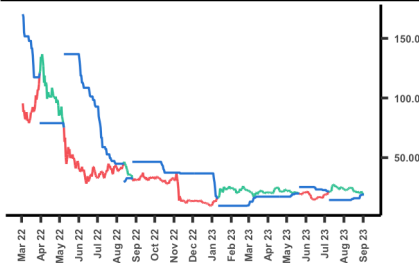
Cardano

Position	Short	P/L	27.21%
Entry Price	0.3520	Current Price	0.2562
Entry Date	05.06.23	Stop Loss	0.3577



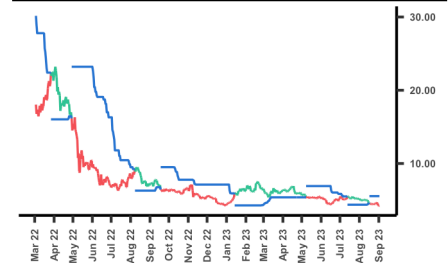
Solana

Position	Long	P/L	-10.82%
Entry Price	21.86	Current Price	19.49
Entry Date	08.07.23	Stop Loss	18.99



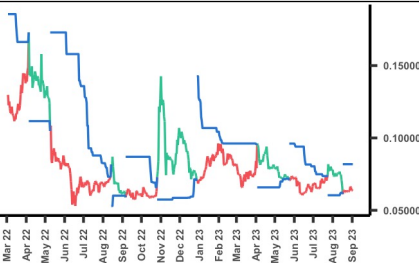
Polkadot [IOU]

Position	Short	P/L	3.97%
Entry Price	4.44	Current Price	4.26
Entry Date	17.08.23	Stop Loss	5.55



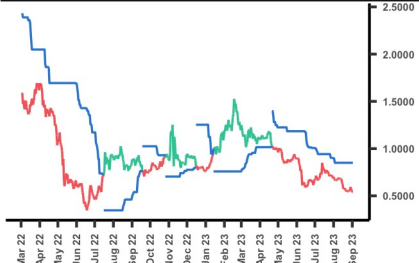
Dogecoin

Position	Short	P/L	-3.77%
Entry Price	0.06119	Current Price	0.06349
Entry Date	17.08.23	Stop Loss	0.08185



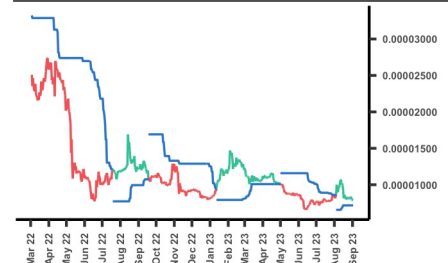
Polygon

Position	Short	P/L	46.59%
Entry Price	1.0127	Current Price	0.5408
Entry Date	21.04.23	Stop Loss	0.8497



Shiba Inu

Position	Long	P/L	-9.71%
Entry Price	0.00000867	Current Price	0.00000783
Entry Date	04.08.23	Stop Loss	0.00000716



Appendix

A note on provided metrics in tables and charts

The following metrics are calculated and updated based on market closing prices:

- Position
- Entry Date
- Entry Price
- Current Price
- Stop Loss
- P/L

Signals are triggered end of day. The Entry Price and Entry Date in the tables and charts are based on the closing price from the day that the signals were generated.

A note on historical data

The data used in this report is adjusted for corporate actions and dividends for stocks and based on continuous futures for financial futures (with the current contract in front). If a financial future is rolled over to the next month or a stock pays a dividend or undergoes a split, the whole historical data set is adjusted. This methodology is applied to have no gaps in the data. Such changes are reflected in the data of this report as well.

A note on position sizing

This report does not cover position sizing. Readers must always size positions to manage their risk (e.g. Position Risk, Total Portfolio Risk, etc.).

Disclaimer

Trading in financial markets is subject to market risk and losses can be substantial. Readers must fully understand the risks involved and do only invest money according to their risk-bearing capacity. This reports' trading signals are based on proprietary calculations and are for informational purposes only. The author of this report is not a licensed investment advisor.

The information published in this newsletter should not be used to make trading decisions. Acting on any information, thought and view in this report is at the reader's own risk. The publisher of this report is not liable for any loss in any case. EOD Historical Data provides all market data. Market data errors can occur and may wrongly affect signals. The publisher of this report will not take responsibility for errors in data, accuracy of signals and potential losses incurred by readers.