

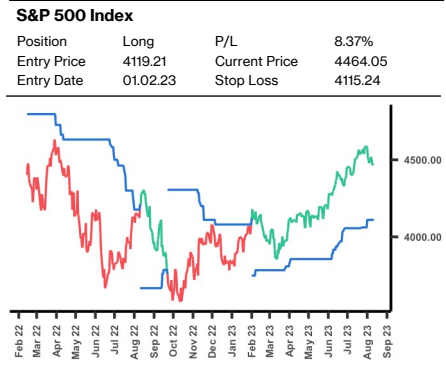
# Trending Markets Today

Global Cross-Asset Class Edition

<b>Global Stock Markets</b> Page 1-2	<b>Foreign Exchange</b> Page 3-4	<b>Commodities</b> Page 5-6	<b>Interest Rates</b> Page 7-8	<b>Cryptocurrencies</b> Page 9
-----------------------------------------	-------------------------------------	--------------------------------	-----------------------------------	-----------------------------------

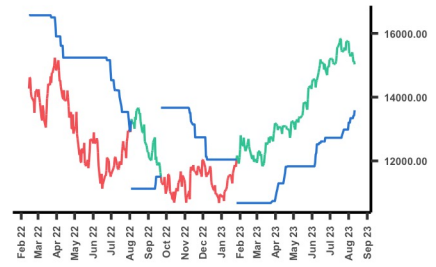
## Global Stock Markets

Name	Position	Entry Date	Entry Price	Current Price	Stop Loss	P/L
<b>North America</b>						
S&P 500 Index	Long	01.02.23	4119.21	4464.05	4115.24	8.37%
Nasdaq 100	Long	26.01.23	12051.48	15028.07	13589.26	24.70%
S&P TSX Composite Index (Canada)	Long	31.07.23	20626.60	20407.60	19418.20	-1.06%
<b>Central &amp; South America</b>						
BOVESPA Index	Long	18.05.23	110108.00	118065.00	108335.00	7.23%
S&P Merval	Long	26.05.22	93710.99	480252.59	318792.00	412.48%
Mexico S&P/BMV IPC	Long	26.10.22	49327.11	53242.16	52724.03	7.94%
<b>European Region</b>						
EuroStoxx 50 Index	Long	10.11.22	3846.56	4321.33	4218.04	12.34%
DAX Index	Long	27.07.23	16406.03	15832.17	15528.54	-3.50%
CAC All-Tradable	Long	31.07.23	5592.27	5473.26	5287.71	-2.13%
IBEX 35 Index	Long	22.11.22	8325.00	9434.30	9050.20	13.32%



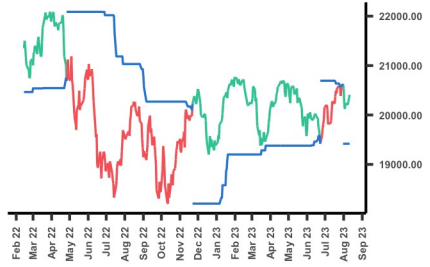
**Nasdaq 100**

Position	Long	P/L	24.70%
Entry Price	12051.48	Current Price	15028.07
Entry Date	26.01.23	Stop Loss	13589.26



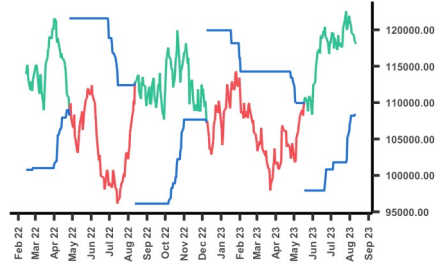
**S&P TSX Composite Index (Canada)**

Position	Long	P/L	-1.06%
Entry Price	20626.60	Current Price	20407.60
Entry Date	31.07.23	Stop Loss	19418.20



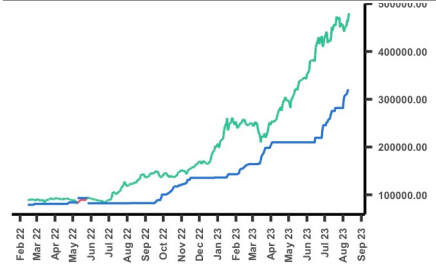
**BOVESPA Index**

Position	Long	P/L	7.23%
Entry Price	110108.00	Current Price	118065.00
Entry Date	18.05.23	Stop Loss	108335.00



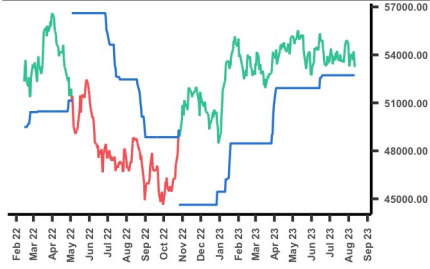
**S&P Merval**

Position	Long	P/L	412.48%
Entry Price	93710.99	Current Price	480252.59
Entry Date	26.05.22	Stop Loss	318792.00



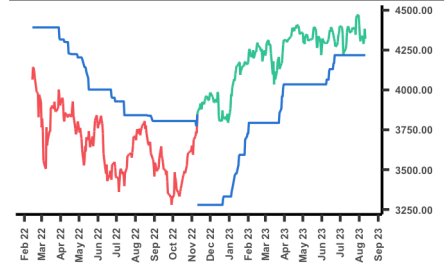
**Mexico S&P/BMV IPC**

Position	Long	P/L	7.94%
Entry Price	49327.11	Current Price	53242.16
Entry Date	26.10.22	Stop Loss	52724.03



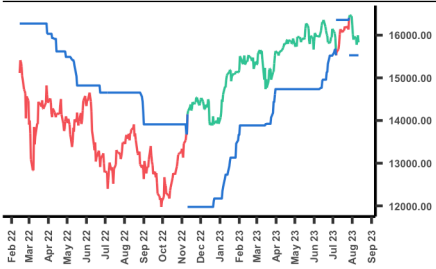
**EuroStoxx 50 Index**

Position	Long	P/L	12.34%
Entry Price	3846.56	Current Price	4321.33
Entry Date	10.11.22	Stop Loss	4218.04



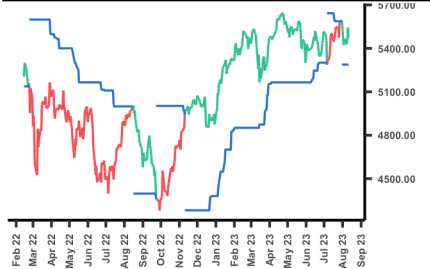
**DAX Index**

Position	Long	P/L	-3.50%
Entry Price	16406.03	Current Price	15832.17
Entry Date	27.07.23	Stop Loss	15528.54



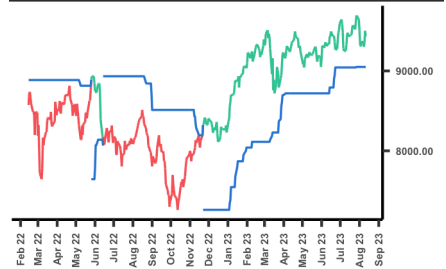
**CAC All-Tradable**

Position	Long	P/L	-2.13%
Entry Price	5592.27	Current Price	5473.26
Entry Date	31.07.23	Stop Loss	5287.71



**IBEX 35 Index**

Position	Long	P/L	13.32%
Entry Price	8325.00	Current Price	9434.30
Entry Date	22.11.22	Stop Loss	9050.20



# Trending Markets Today

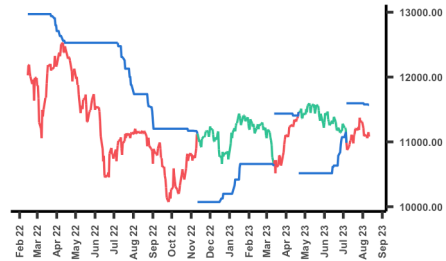
Global Cross-Asset Class Edition

## Global Stock Markets

Name	Position	Entry Date	Entry Price	Current Price	Stop Loss	P/L
<b>European Region</b>						
Swiss Market Index	Short	06.07.23	10986.78	11081.63	11571.16	-0.86%
<b>Middle East</b>						
BIST 100	Long	06.06.23	5388.80	7714.38	4424.92	43.16%
Tadawul All Share	Long	04.04.23	10948.60	11424.12	11014.13	4.34%
<b>Asia Pacific</b>						
Nikkei 225	Long	06.03.23	28237.78	32473.65	30682.68	15.00%
Hang Seng (Hong Kong)	Short	20.03.23	19000.71	19075.19	20078.94	-0.39%
Shanghai Composite	Short	24.05.23	3204.75	3189.25	3297.32	0.48%
BSE Sensex 30	Long	02.05.23	61354.71	65322.65	61773.78	6.47%
Australia All Ordinaries	Long	25.07.23	7554.70	7554.20	7206.90	-0.01%

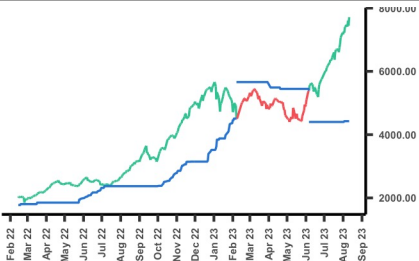
### Swiss Market Index

Position	Short	P/L	-0.86%
Entry Price	10986.78	Current Price	11081.63
Entry Date	06.07.23	Stop Loss	11571.16



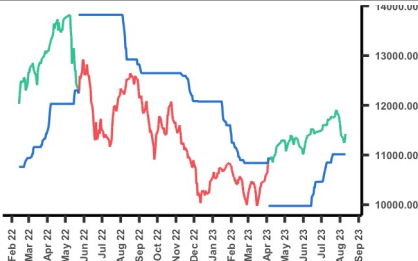
### BIST 100

Position	Long	P/L	43.16%
Entry Price	5388.80	Current Price	7714.38
Entry Date	06.06.23	Stop Loss	4424.92



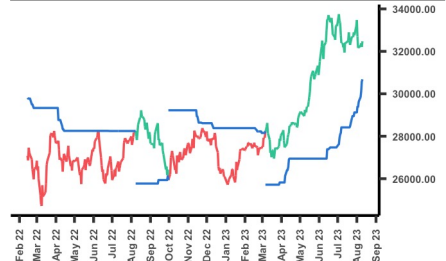
### Tadawul All Share

Position	Long	P/L	4.34%
Entry Price	10948.60	Current Price	11424.12
Entry Date	04.04.23	Stop Loss	11014.13



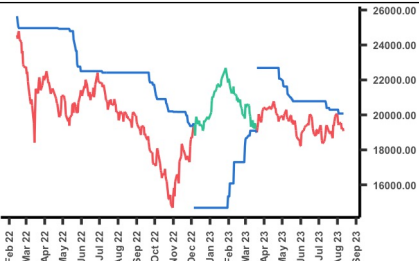
### Nikkei 225

Position	Long	P/L	15.00%
Entry Price	28237.78	Current Price	32473.65
Entry Date	06.03.23	Stop Loss	30682.68



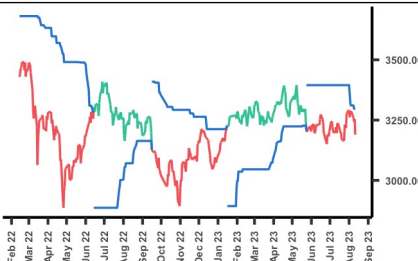
### Hang Seng (Hong Kong)

Position	Short	P/L	-0.39%
Entry Price	19000.71	Current Price	19075.19
Entry Date	20.03.23	Stop Loss	20078.94



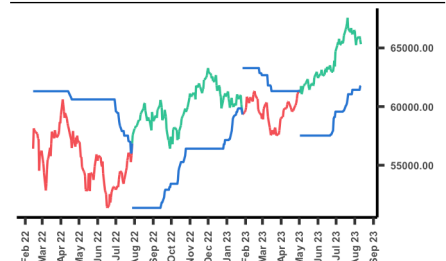
### Shanghai Composite

Position	Short	P/L	0.48%
Entry Price	3204.75	Current Price	3189.25
Entry Date	24.05.23	Stop Loss	3297.32



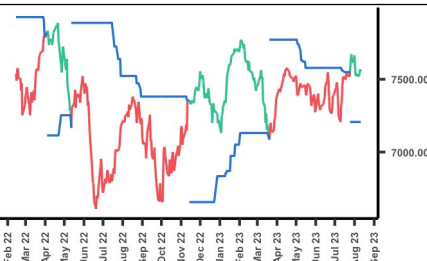
### BSE Sensex 30

Position	Long	P/L	6.47%
Entry Price	61354.71	Current Price	65322.65
Entry Date	02.05.23	Stop Loss	61773.78



### Australia All Ordinaries

Position	Long	P/L	-0.01%
Entry Price	7554.70	Current Price	7554.20
Entry Date	25.07.23	Stop Loss	7206.90



# Trending Markets Today

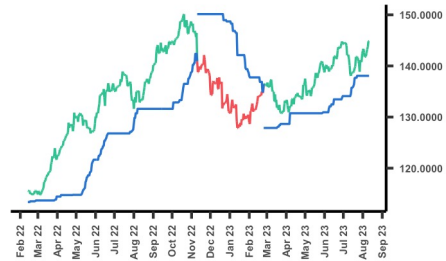
Global Cross-Asset Class Edition

## Foreign Exchange

Name	Position	Entry Date	Entry Price	Current Price	Stop Loss	P/L
<b>USD</b>						
USDJPY	Long	24.02.23	136.460	144.900	138.065	6.18%
USDCHF	Short	04.04.23	0.9056	0.8766	0.9001	3.20%
USDHKD	Short	09.05.23	7.8413	7.8176	7.8384	0.30%
USDCNY	Long	16.05.23	6.9787	7.2367	7.0358	3.70%
USDINR	Long	04.03.22	76.4250	82.8700	81.7950	8.43%
USDBRL	Short	01.02.23	5.0552	4.9059	5.0578	2.95%
USDMXN	Short	12.08.22	19.8258	16.9979	17.3801	14.26%
USD RUB	Long	10.10.22	63.8100	98.9950	78.0250	55.14%
USDTRY	Long	13.02.22	13.5054	27.0454	21.0858	100.26%
USDZAR	Short	12.07.23	18.1314	18.9354	19.7273	-4.43%

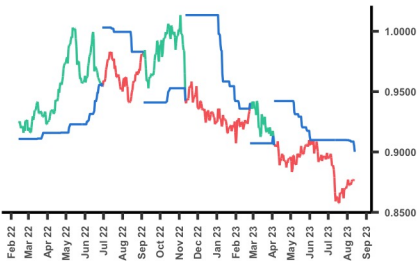
### USDJPY

Position	Long	P/L	6.18%
Entry Price	136.460	Current Price	144.900
Entry Date	24.02.23	Stop Loss	138.065



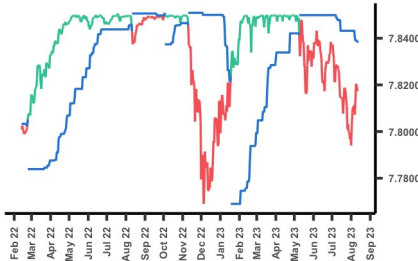
### USDCHF

Position	Short	P/L	3.20%
Entry Price	0.9056	Current Price	0.8766
Entry Date	04.04.23	Stop Loss	0.9001



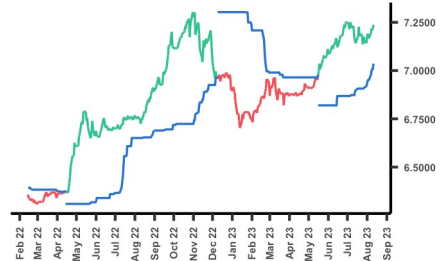
### USDHKD

Position	Short	P/L	0.30%
Entry Price	7.8413	Current Price	7.8176
Entry Date	09.05.23	Stop Loss	7.8384



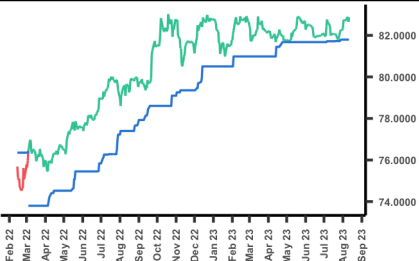
### USDCNY

Position	Long	P/L	3.70%
Entry Price	6.9787	Current Price	7.2367
Entry Date	16.05.23	Stop Loss	7.0358



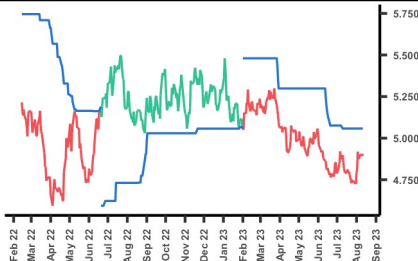
### USDINR

Position	Long	P/L	8.43%
Entry Price	76.4250	Current Price	82.8700
Entry Date	04.03.22	Stop Loss	81.7950



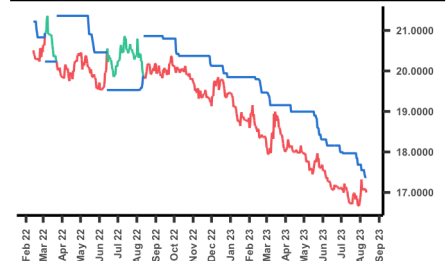
### USDBRL

Position	Short	P/L	2.95%
Entry Price	5.0552	Current Price	4.9059
Entry Date	01.02.23	Stop Loss	5.0578



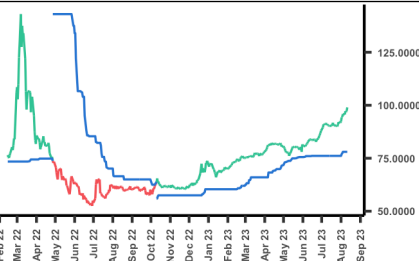
### USDMXN

Position	Short	P/L	14.26%
Entry Price	19.8258	Current Price	16.9979
Entry Date	12.08.22	Stop Loss	17.3801



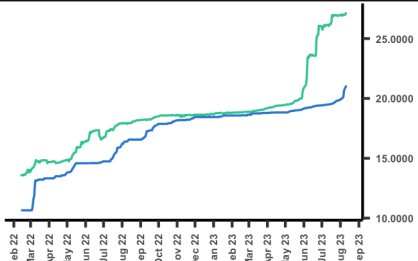
### USD RUB

Position	Long	P/L	55.14%
Entry Price	63.8100	Current Price	98.9950
Entry Date	10.10.22	Stop Loss	78.0250



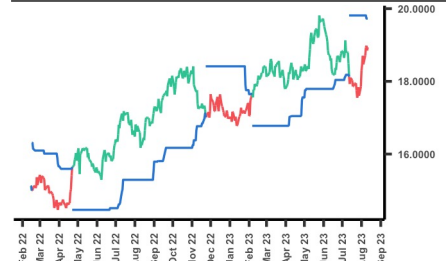
### USDTRY

Position	Long	P/L	100.26%
Entry Price	13.5054	Current Price	27.0454
Entry Date	13.02.22	Stop Loss	21.0858



### USDZAR

Position	Short	P/L	-4.43%
Entry Price	18.1314	Current Price	18.9354
Entry Date	12.07.23	Stop Loss	19.7273



# Trending Markets Today

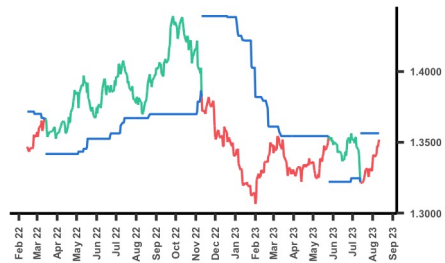
Global Cross-Asset Class Edition

## Foreign Exchange

Name	Position	Entry Date	Entry Price	Current Price	Stop Loss	P/L
<b>USD</b>						
USDSGD	Short	13.07.23	1.3220	1.3519	1.3564	-2.26%
<b>EUR</b>						
EURUSD	Long	12.07.23	1.1128	1.0944	1.0691	-1.65%
EURGBP	Short	20.03.23	0.8733	0.8619	0.8663	1.31%
EURJPY	Long	17.02.23	143.761	158.640	149.310	10.35%
EURCHF	Short	03.05.23	0.9778	0.9605	0.9810	1.77%
<b>GBP</b>						
GBPUSD	Long	03.04.23	1.2411	1.2694	1.2424	2.28%
GBPJPY	Long	03.04.23	164.415	184.010	173.345	11.92%
GBPCHF	Short	19.07.23	1.1100	1.1128	1.1477	-0.25%
GBPAUD	Long	10.03.23	1.8288	1.9529	1.8536	6.79%
<b>AUD</b>						
AUDUSD	Short	09.08.23	0.6528	0.6498	0.6889	0.46%

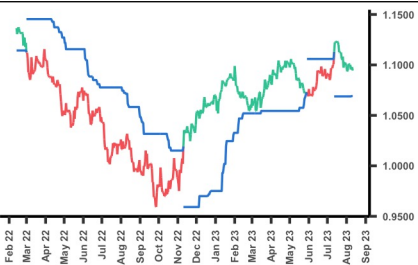
### USDSGD

Position	Short	P/L	-2.26%
Entry Price	1.3220	Current Price	1.3519
Entry Date	13.07.23	Stop Loss	1.3564



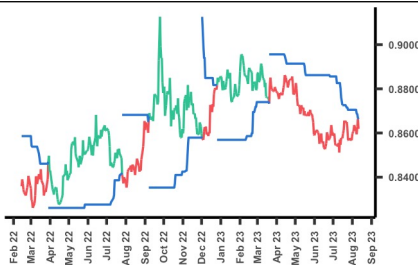
### EURUSD

Position	Long	P/L	-1.65%
Entry Price	1.1128	Current Price	1.0944
Entry Date	12.07.23	Stop Loss	1.0691



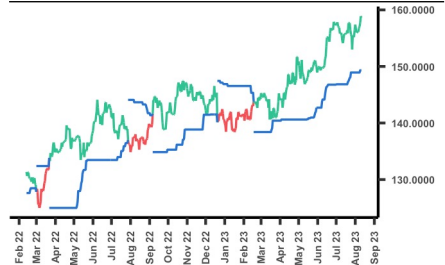
### EURGBP

Position	Short	P/L	1.31%
Entry Price	0.8733	Current Price	0.8619
Entry Date	20.03.23	Stop Loss	0.8663



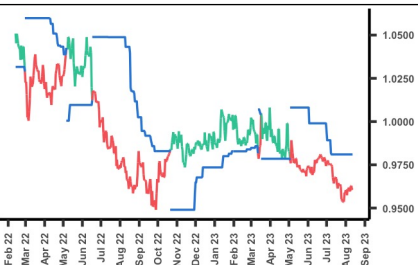
### EURJPY

Position	Long	P/L	10.35%
Entry Price	143.761	Current Price	158.640
Entry Date	17.02.23	Stop Loss	149.310



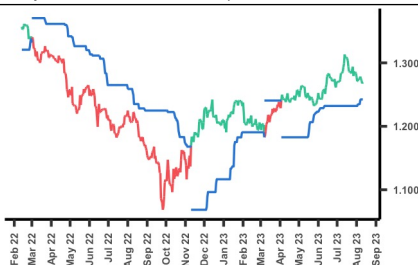
### EURCHF

Position	Short	P/L	1.77%
Entry Price	0.9778	Current Price	0.9605
Entry Date	03.05.23	Stop Loss	0.9810



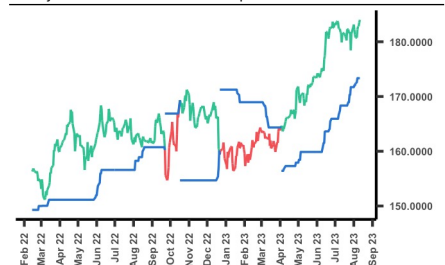
### GBPUSD

Position	Long	P/L	2.28%
Entry Price	1.2411	Current Price	1.2694
Entry Date	03.04.23	Stop Loss	1.2424



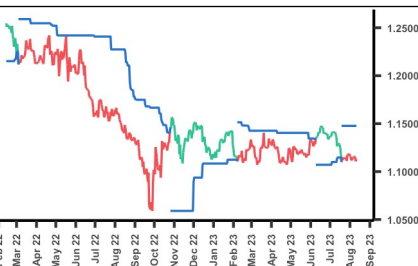
### GBPJPY

Position	Long	P/L	11.92%
Entry Price	164.415	Current Price	184.010
Entry Date	03.04.23	Stop Loss	173.345



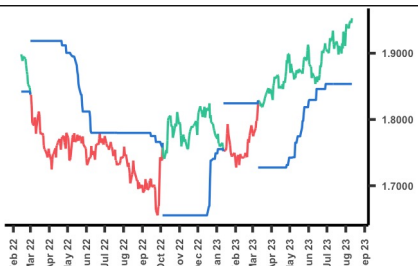
### GBPCHF

Position	Short	P/L	-0.25%
Entry Price	1.1100	Current Price	1.1128
Entry Date	19.07.23	Stop Loss	1.1477



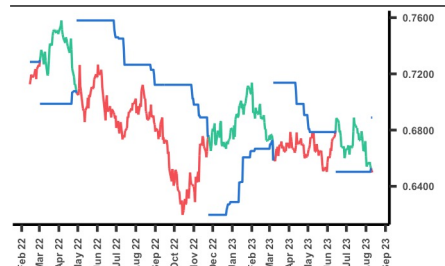
### GBPAUD

Position	Long	P/L	6.79%
Entry Price	1.8288	Current Price	1.9529
Entry Date	10.03.23	Stop Loss	1.8536



### AUDUSD

Position	Short	P/L	0.46%
Entry Price	0.6528	Current Price	0.6498
Entry Date	09.08.23	Stop Loss	0.6889



# Trending Markets Today

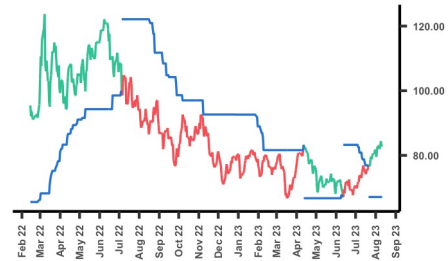
Global Cross-Asset Class Edition

## Commodities

Name	Position	Entry Date	Entry Price	Current Price	Stop Loss	P/L
<b>Energy</b>						
Crude Oil	Long	21.07.23	77.07	83.19	67.12	7.94%
ICE Brent Crude	Long	24.07.23	82.74	86.81	71.84	4.92%
Lead	Long	24.07.23	2175.0	2109.0	1999.0	-3.03%
Natural Gas (CME)	Long	18.05.23	2.715	2.770	2.205	2.03%
<b>Metals</b>						
Gold (COMEX)	Short	22.06.23	1923.7	1946.6	1995.5	-1.19%
Silver	Long	19.07.23	25387	22743	22354	-10.41%
Copper	Long	31.07.23	4.0080	3.7190	3.5615	-7.21%
Nickel	Short	23.02.23	25387.0	20241.0	23034.0	20.27%
Aluminum	Short	11.05.23	2211.0	2175.5	2283.5	1.61%
Palladium	Short	30.05.23	1378.6	1298.2	1413.0	5.83%

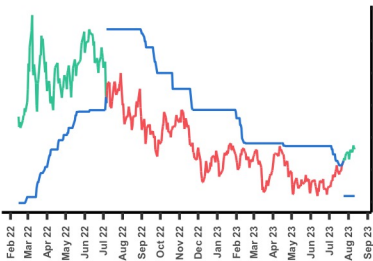
### Crude Oil

Position	Long	P/L	7.94%
Entry Price	77.07	Current Price	83.19
Entry Date	21.07.23	Stop Loss	67.12



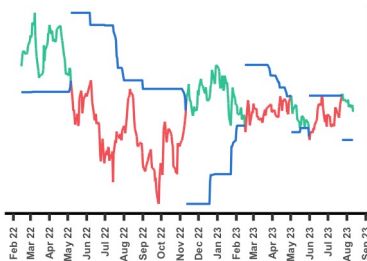
### ICE Brent Crude

Position	Long	P/L	4.92%
Entry Price	82.74	Current Price	86.81
Entry Date	24.07.23	Stop Loss	71.84



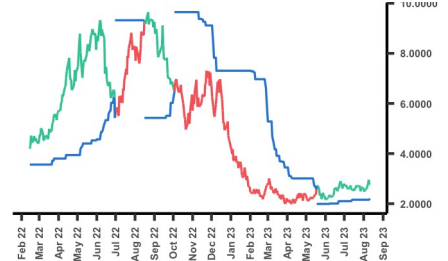
### Lead

Position	Long	P/L	-3.03%
Entry Price	2175.0	Current Price	2109.0
Entry Date	24.07.23	Stop Loss	1999.0



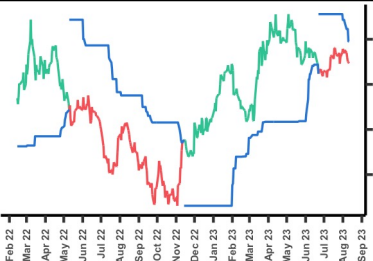
### Natural Gas (CME)

Position	Long	P/L	2.03%
Entry Price	2.715	Current Price	2.770
Entry Date	18.05.23	Stop Loss	2.205



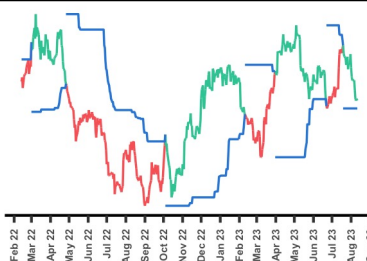
### Gold (COMEX)

Position	Short	P/L	-1.19%
Entry Price	1923.7	Current Price	1946.6
Entry Date	22.06.23	Stop Loss	1995.5



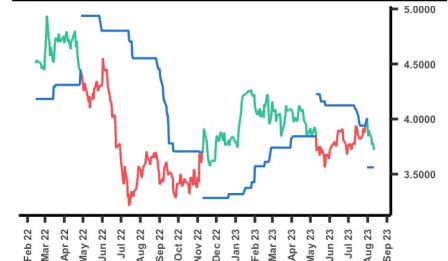
### Silver

Position	Long	P/L	-10.41%
Entry Price	25387	Current Price	22743
Entry Date	19.07.23	Stop Loss	22354



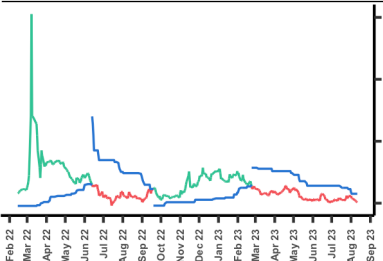
### Copper

Position	Long	P/L	-7.21%
Entry Price	4.0080	Current Price	3.7190
Entry Date	31.07.23	Stop Loss	3.5615



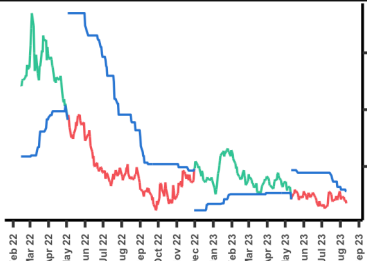
### Nickel

Position	Short	P/L	20.27%
Entry Price	25387.0	Current Price	20241.0
Entry Date	23.02.23	Stop Loss	23034.0



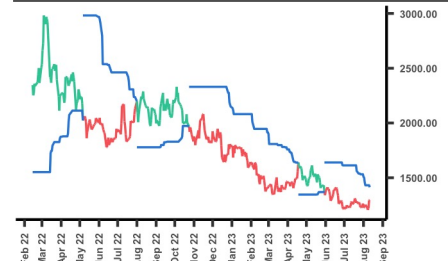
### Aluminum

Position	Short	P/L	1.61%
Entry Price	2211.0	Current Price	2175.5
Entry Date	11.05.23	Stop Loss	2283.5



### Palladium

Position	Short	P/L	5.83%
Entry Price	1378.6	Current Price	1298.2
Entry Date	30.05.23	Stop Loss	1413.0

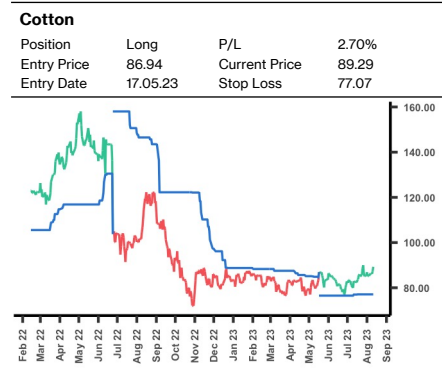
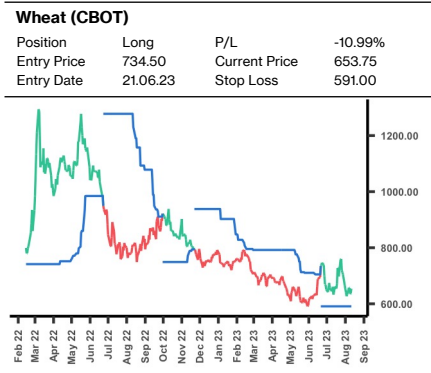
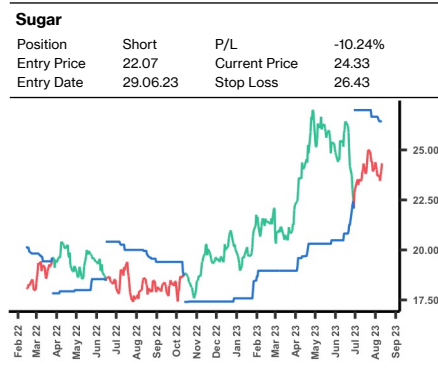
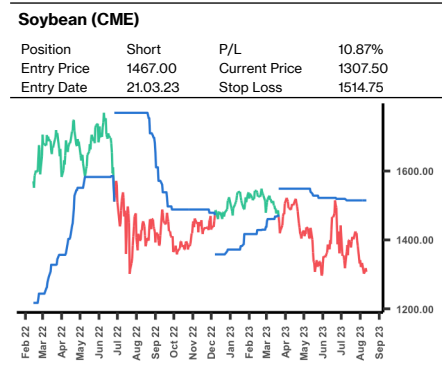
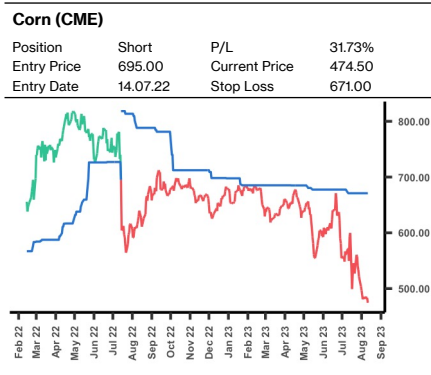
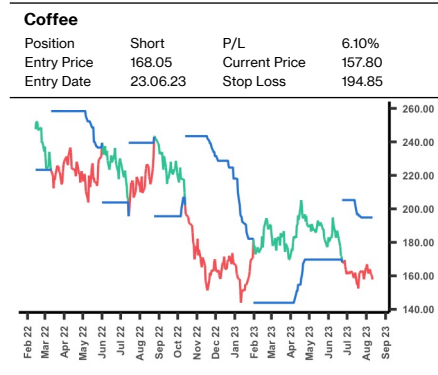
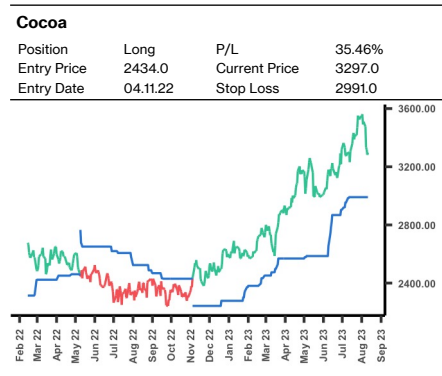
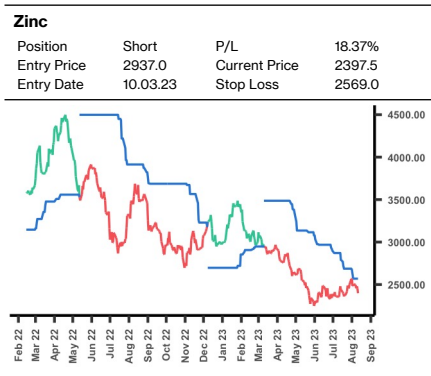
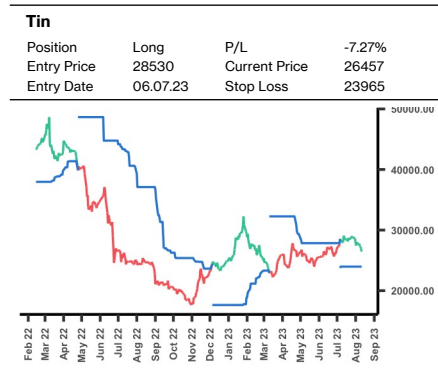
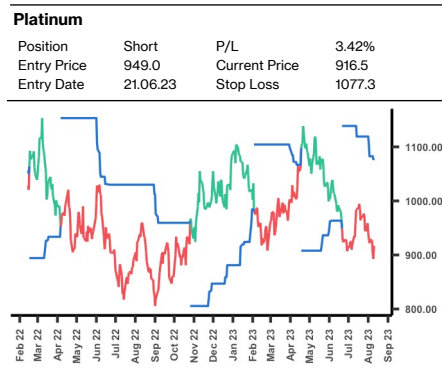


# Trending Markets Today

Global Cross-Asset Class Edition

## Commodities

Name	Position	Entry Date	Entry Price	Current Price	Stop Loss	P/L
<b>Metals</b>						
Platinum	Short	21.06.23	949.0	916.5	1077.3	3.42%
Tin	Long	06.07.23	28530	26457	23965	-7.27%
Zinc	Short	10.03.23	2937.0	2397.5	2569.0	18.37%
<b>Agriculture</b>						
Cocoa	Long	04.11.22	2434.0	3297.0	2991.0	35.46%
Coffee	Short	23.06.23	168.05	157.80	194.85	6.10%
Corn (CME)	Short	14.07.22	695.00	474.50	671.00	31.73%
Soybean (CME)	Short	21.03.23	1467.00	1307.50	1514.75	10.87%
Sugar	Short	29.06.23	22.07	24.33	26.43	-10.24%
Wheat (CBOT)	Long	21.06.23	734.50	653.75	591.00	-10.99%
Cotton	Long	17.05.23	86.94	89.29	77.07	2.70%



# Trending Markets Today

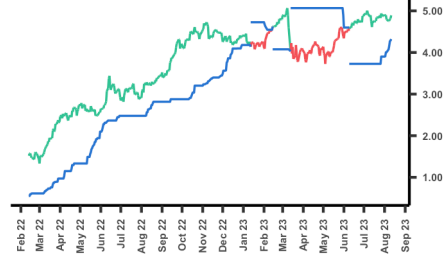
Global Cross-Asset Class Edition

## Interest Rates

Name	Position	Entry Date	Entry Price	Current Price	Stop Loss	P/L (In BPS)
<b>North America</b>						
US Government Bond 2Y	Long	09.06.23	4.60	4.89	4.32	29
United States Government Bond 10Y	Long	13.06.23	3.84	4.16	3.61	32
<b>European Region</b>						
UK Government Bond 2Y	Long	14.02.22	1.52	5.01	4.05	349
United Kingdom Government Bond 10Y	Long	27.02.23	3.81	4.53	4.00	72
Germany 2 Year Schatz Yield	Long	07.06.23	2.98	3.04	2.74	6
Germany Government Bond 10Y	Long	13.09.22	1.72	2.62	2.26	90
Italy 24 Month CTZ Yield	Long	14.02.22	0.31	3.70	3.35	339
Italy Government Bond 10Y	Long	06.07.23	4.39	4.26	3.94	-13
France Government Bond 2Y	Long	07.06.23	3.08	3.27	2.85	20
France Government Bond 10Y	Long	27.12.22	3.05	3.16	2.83	11

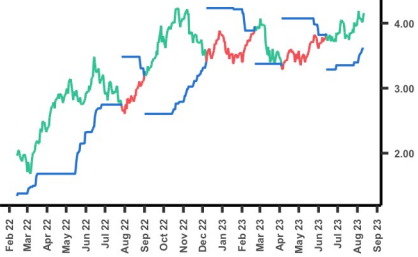
### US Government Bond 2Y

Position	Long	P/L (In BPS)	29
Entry Price	4.60	Current Price	4.89
Entry Date	09.06.23	Stop Loss	4.32



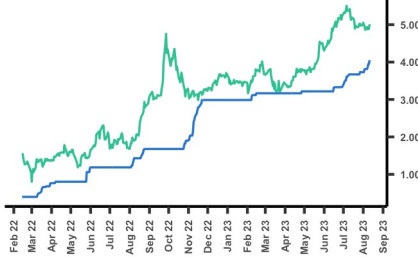
### United States Government Bond 10Y

Position	Long	P/L (In BPS)	32
Entry Price	3.84	Current Price	4.16
Entry Date	13.06.23	Stop Loss	3.61



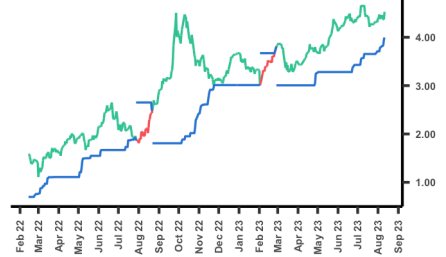
### UK Government Bond 2Y

Position	Long	P/L (In BPS)	349
Entry Price	1.52	Current Price	5.01
Entry Date	14.02.22	Stop Loss	4.05



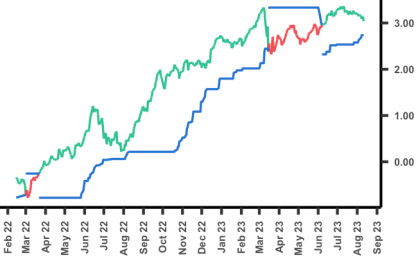
### United Kingdom Government Bond 10Y

Position	Long	P/L (In BPS)	72
Entry Price	3.81	Current Price	4.53
Entry Date	27.02.23	Stop Loss	4.00



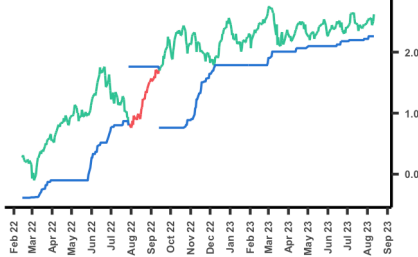
### Germany 2 Year Schatz Yield

Position	Long	P/L (In BPS)	6
Entry Price	2.98	Current Price	3.04
Entry Date	07.06.23	Stop Loss	2.74



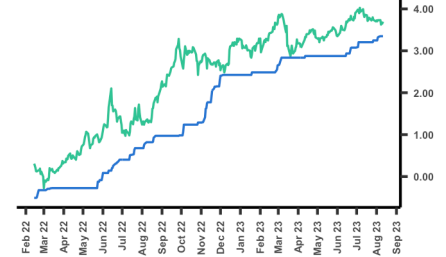
### Germany Government Bond 10Y

Position	Long	P/L (In BPS)	90
Entry Price	1.72	Current Price	2.62
Entry Date	13.09.22	Stop Loss	2.26



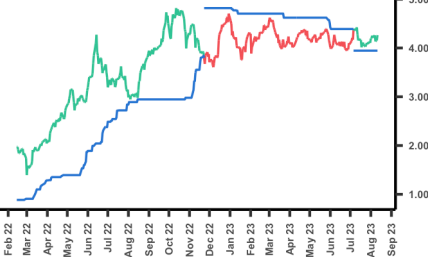
### Italy 24 Month CTZ Yield

Position	Long	P/L (In BPS)	339
Entry Price	0.31	Current Price	3.70
Entry Date	14.02.22	Stop Loss	3.35



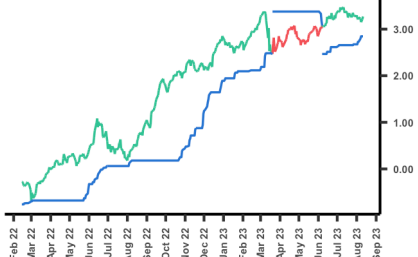
### Italy Government Bond 10Y

Position	Long	P/L (In BPS)	-13
Entry Price	4.39	Current Price	4.26
Entry Date	06.07.23	Stop Loss	3.94



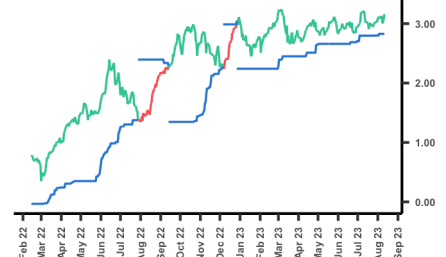
### France Government Bond 2Y

Position	Long	P/L (In BPS)	20
Entry Price	3.08	Current Price	3.27
Entry Date	07.06.23	Stop Loss	2.85



### France Government Bond 10Y

Position	Long	P/L (In BPS)	11
Entry Price	3.05	Current Price	3.16
Entry Date	27.12.22	Stop Loss	2.83

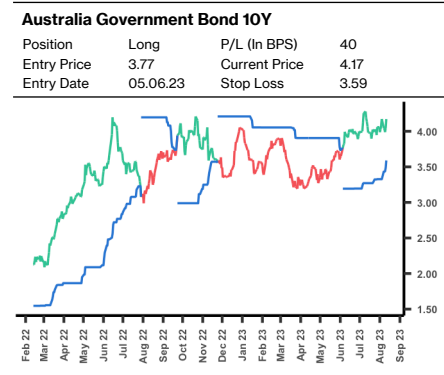
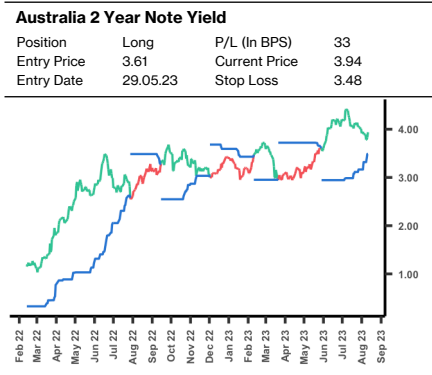
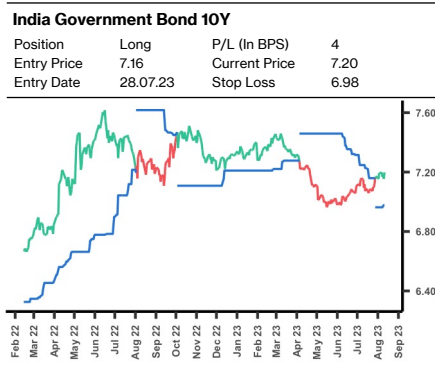
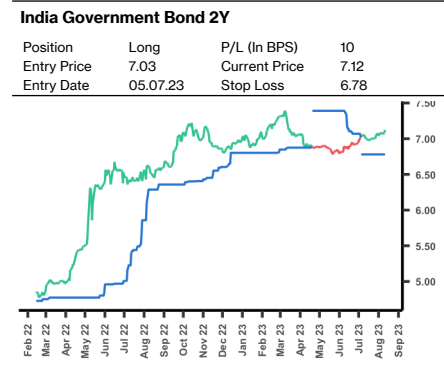
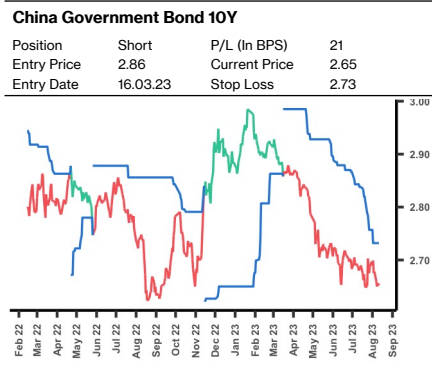
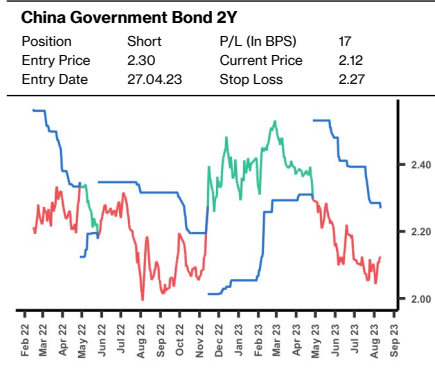
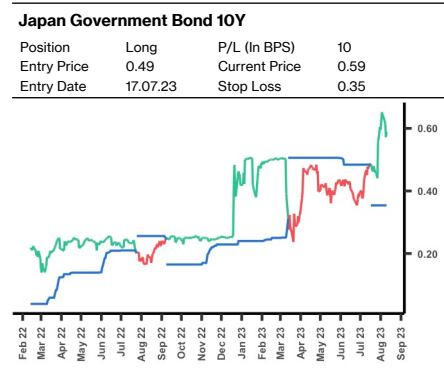
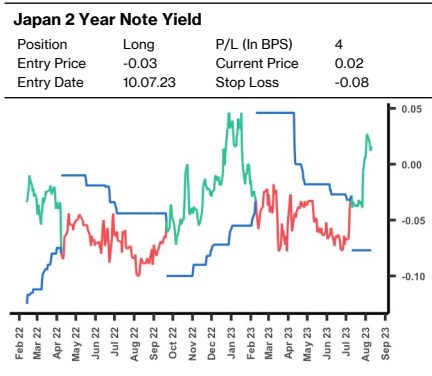
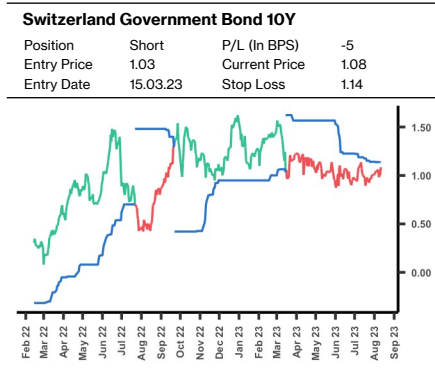
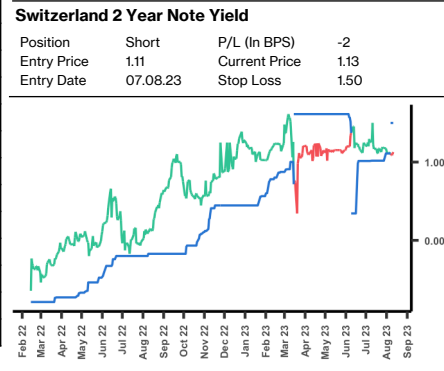


# Trending Markets Today

Global Cross-Asset Class Edition

## Interest Rates

Name	Position	Entry Date	Entry Price	Current Price	Stop Loss	P/L (In BPS)
<b>European Region</b>						
Switzerland 2 Year Note Yield	Short	07.08.23	1.11	1.13	1.50	-2
Switzerland Government Bond 10Y	Short	15.03.23	1.03	1.08	1.14	-5
<b>Asia Pacific</b>						
Japan 2 Year Note Yield	Long	10.07.23	-0.03	0.02	-0.08	4
Japan Government Bond 10Y	Long	17.07.23	0.49	0.59	0.35	10
China Government Bond 2Y	Short	27.04.23	2.30	2.12	2.27	17
China Government Bond 10Y	Short	16.03.23	2.86	2.65	2.73	21
India Government Bond 2Y	Long	05.07.23	7.03	7.12	6.78	10
India Government Bond 10Y	Long	28.07.23	7.16	7.20	6.98	4
Australia 2 Year Note Yield	Long	29.05.23	3.61	3.94	3.48	33
Australia Government Bond 10Y	Long	05.06.23	3.77	4.17	3.59	40





# Trending Markets Today

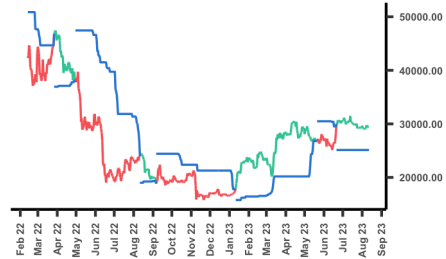
Global Cross-Asset Class Edition

## Cryptocurrencies

Name	Position	Entry Date	Entry Price	Current Price	Stop Loss	P/L
<b>Majors</b>						
Bitcoin	Long	21.06.23	30027.30	29415.96	25124.68	-2.04%
Ethereum	Long	13.07.23	2006.51	1848.89	1650.52	-7.86%
Binance Coin	Short	21.05.23	306.51	240.27	256.49	21.61%
XRP	Long	21.03.23	0.4697	0.6272	0.4637	33.53%
Cardano	Short	05.06.23	0.3520	0.2918	0.3577	17.10%
Solana	Long	08.07.23	21.86	24.91	14.49	13.94%
Polkadot [IOU]	Long	13.07.23	5.55	5.03	4.38	-9.21%
Dogecoin	Long	24.07.23	0.07427	0.07674	0.06039	3.33%
Polygon	Short	21.04.23	1.0127	0.6817	0.8497	32.68%
Shiba Inu	Long	04.08.23	0.00000867	0.00001073	0.00000656	23.67%

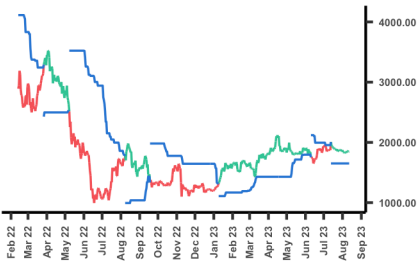
### Bitcoin

Position	Long	P/L	-2.04%
Entry Price	30027.30	Current Price	29415.96
Entry Date	21.06.23	Stop Loss	25124.68



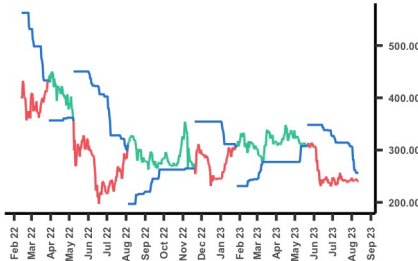
### Ethereum

Position	Long	P/L	-7.86%
Entry Price	2006.51	Current Price	1848.89
Entry Date	13.07.23	Stop Loss	1650.52



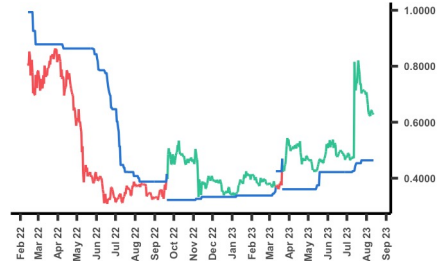
### Binance Coin

Position	Short	P/L	21.61%
Entry Price	306.51	Current Price	240.27
Entry Date	21.05.23	Stop Loss	256.49



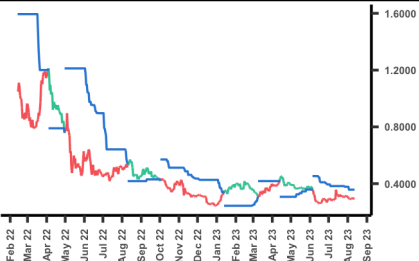
### XRP

Position	Long	P/L	33.53%
Entry Price	0.4697	Current Price	0.6272
Entry Date	21.03.23	Stop Loss	0.4637



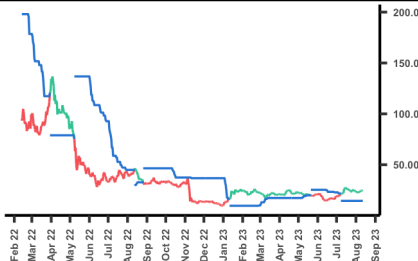
### Cardano

Position	Short	P/L	17.10%
Entry Price	0.3520	Current Price	0.2918
Entry Date	05.06.23	Stop Loss	0.3577



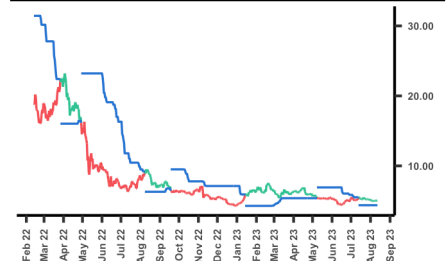
### Solana

Position	Long	P/L	13.94%
Entry Price	21.86	Current Price	24.91
Entry Date	08.07.23	Stop Loss	14.49



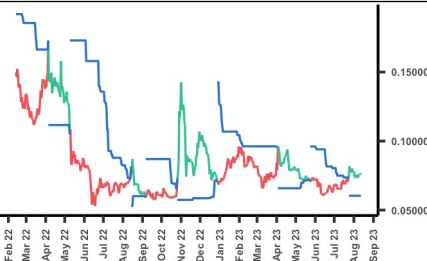
### Polkadot [IOU]

Position	Long	P/L	-9.21%
Entry Price	5.55	Current Price	5.03
Entry Date	13.07.23	Stop Loss	4.38



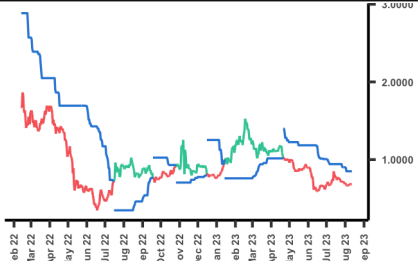
### Dogecoin

Position	Long	P/L	3.33%
Entry Price	0.07427	Current Price	0.07674
Entry Date	24.07.23	Stop Loss	0.06039



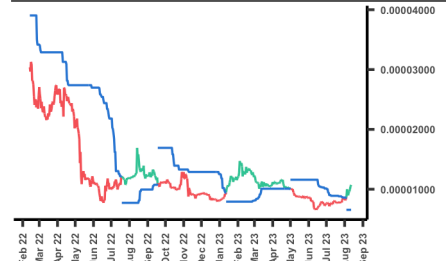
### Polygon

Position	Short	P/L	32.68%
Entry Price	1.0127	Current Price	0.6817
Entry Date	21.04.23	Stop Loss	0.8497



### Shiba Inu

Position	Long	P/L	23.67%
Entry Price	0.00000867	Current Price	0.00001073
Entry Date	04.08.23	Stop Loss	0.00000656



# Appendix

## **A note on provided metrics in tables and charts**

The following metrics are calculated and updated based on market closing prices:

- Position
- Entry Date
- Entry Price
- Current Price
- Stop Loss
- P/L

Signals are triggered end of day. The Entry Price and Entry Date in the tables and charts are based on the closing price from the day that the signals were generated.

## **A note on historical data**

The data used in this report is adjusted for corporate actions and dividends for stocks and based on continuous futures for financial futures (with the current contract in front). If a financial future is rolled over to the next month or a stock pays a dividend or undergoes a split, the whole historical data set is adjusted. This methodology is applied to have no gaps in the data. Such changes are reflected in the data of this report as well.

## **A note on position sizing**

This report does not cover position sizing. Readers must always size positions to manage their risk (e.g. Position Risk, Total Portfolio Risk, etc.).

## **Disclaimer**

Trading in financial markets is subject to market risk and losses can be substantial. Readers must fully understand the risks involved and do only invest money according to their risk-bearing capacity. This reports' trading signals are based on proprietary calculations and are for informational purposes only. The author of this report is not a licensed investment advisor.

The information published in this newsletter should not be used to make trading decisions. Acting on any information, thought and view in this report is at the reader's own risk. The publisher of this report is not liable for any loss in any case. EOD Historical Data provides all market data. Market data errors can occur and may wrongly affect signals. The publisher of this report will not take responsibility for errors in data, accuracy of signals and potential losses incurred by readers.