

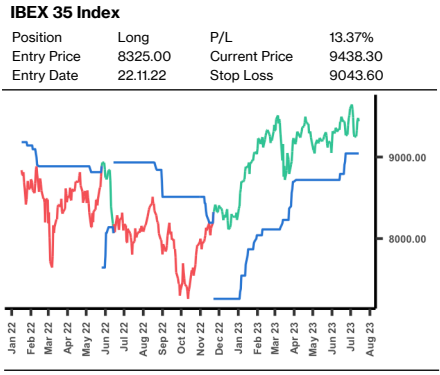
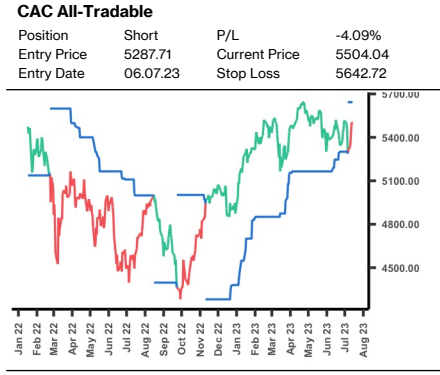
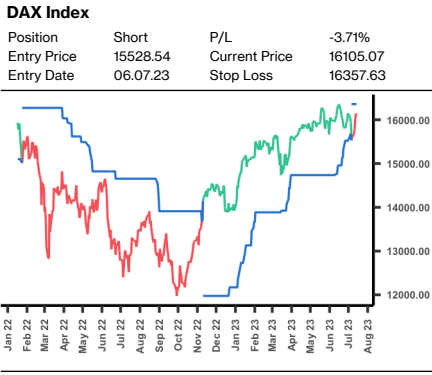
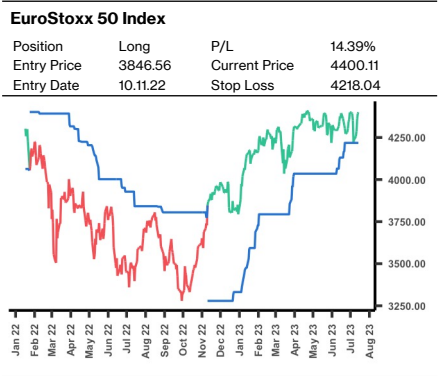
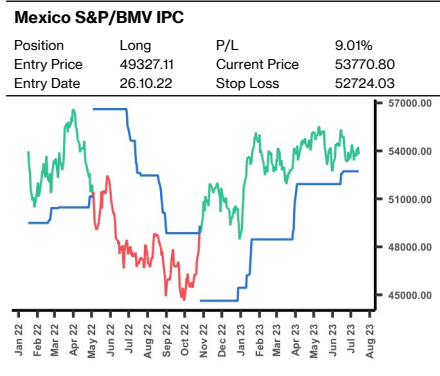
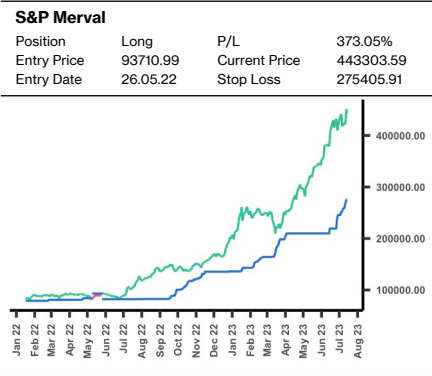
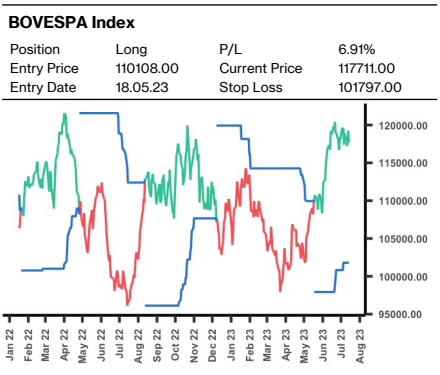
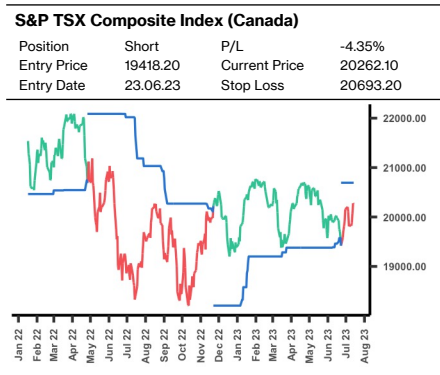
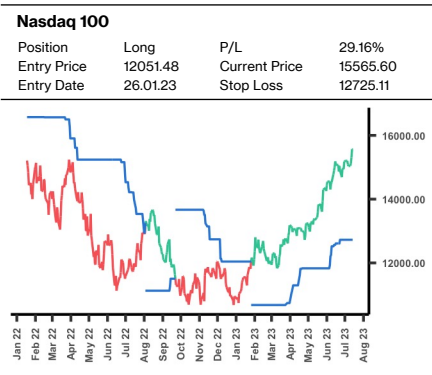
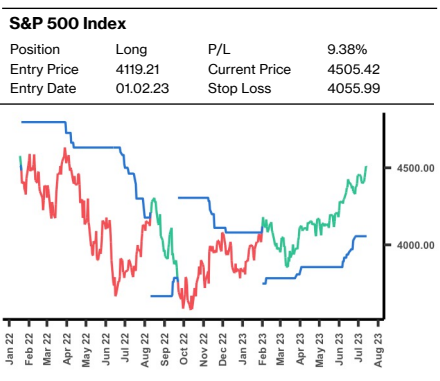
Trending Markets Today

Global Cross-Asset Class Edition

Global Stock Markets Page 1-2	Foreign Exchange Page 3-4	Commodities Page 5-6	Interest Rates Page 7-8	Cryptocurrencies Page 9
----------------------------------	------------------------------	-------------------------	----------------------------	----------------------------

Global Stock Markets

Name	Position	Entry Date	Entry Price	Current Price	Stop Loss	P/L
North America						
S&P 500 Index	Long	01.02.23	4119.21	4505.42	4055.99	9.38%
Nasdaq 100	Long	26.01.23	12051.48	15565.60	12725.11	29.16%
S&P TSX Composite Index (Canada)	Short	23.06.23	19418.20	20262.10	20693.20	-4.35%
Central & South America						
BOVESPA Index	Long	18.05.23	110108.00	117711.00	101797.00	6.91%
S&P Merval	Long	26.05.22	93710.99	443303.59	275405.91	373.05%
Mexico S&P/BMV IPC	Long	26.10.22	49327.11	53770.80	52724.03	9.01%
European Region						
EuroStoxx 50 Index	Long	10.11.22	3846.56	4400.11	4218.04	14.39%
DAX Index	Short	06.07.23	15528.54	16105.07	16357.63	-3.71%
CAC All-Tradable	Short	06.07.23	5287.71	5504.04	5642.72	-4.09%
IBEX 35 Index	Long	22.11.22	8325.00	9438.30	9043.60	13.37%



Trending Markets Today

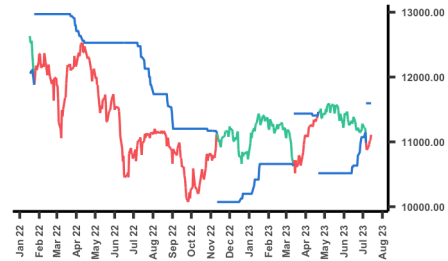
Global Cross-Asset Class Edition

Global Stock Markets

Name	Position	Entry Date	Entry Price	Current Price	Stop Loss	P/L
European Region						
Swiss Market Index	Short	06.07.23	10986.78	11110.19	11595.25	-1.12%
Middle East						
BIST 100	Long	06.06.23	5388.80	6437.74	4400.76	19.47%
Tadawal All Share	Long	04.04.23	10948.60	11720.36	10849.05	7.05%
Asia Pacific						
Nikkei 225	Long	06.03.23	28237.78	32391.26	28416.47	14.71%
Hang Seng (Hong Kong)	Short	20.03.23	19000.71	19413.78	20396.97	-2.17%
Shanghai Composite	Short	24.05.23	3204.75	3237.70	3395.00	-1.03%
BSE Sensex 30	Long	02.05.23	61354.71	66060.90	59655.06	7.67%
Australia All Ordinaries	Short	20.03.23	7085.10	7517.10	7555.40	-6.10%

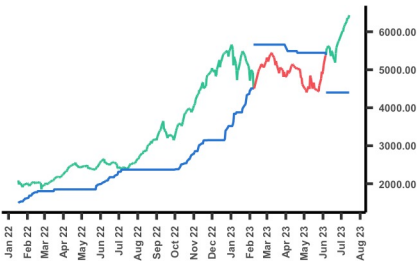
Swiss Market Index

Position	Short	P/L	-1.12%
Entry Price	10986.78	Current Price	11110.19
Entry Date	06.07.23	Stop Loss	11595.25



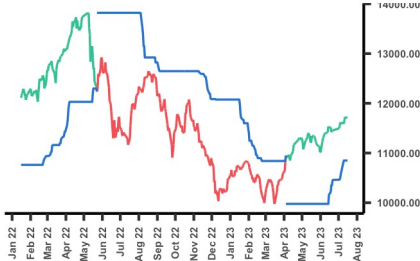
BIST 100

Position	Long	P/L	19.47%
Entry Price	5388.80	Current Price	6437.74
Entry Date	06.06.23	Stop Loss	4400.76



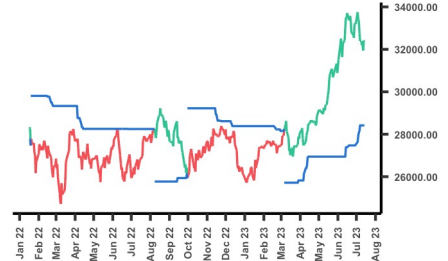
Tadawal All Share

Position	Long	P/L	7.05%
Entry Price	10948.60	Current Price	11720.36
Entry Date	04.04.23	Stop Loss	10849.05



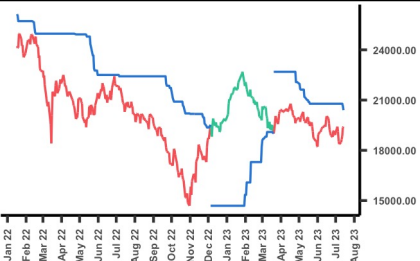
Nikkei 225

Position	Long	P/L	14.71%
Entry Price	28237.78	Current Price	32391.26
Entry Date	06.03.23	Stop Loss	28416.47



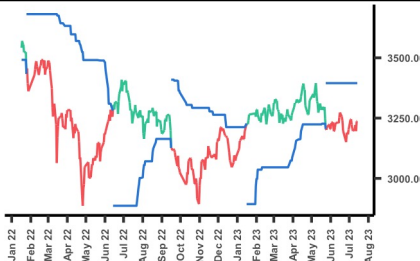
Hang Seng (Hong Kong)

Position	Short	P/L	-2.17%
Entry Price	19000.71	Current Price	19413.78
Entry Date	20.03.23	Stop Loss	20396.97



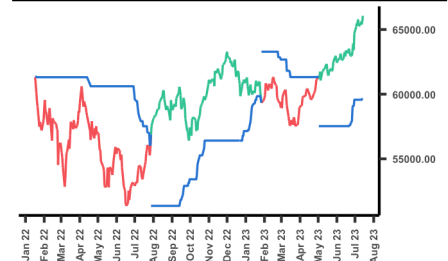
Shanghai Composite

Position	Short	P/L	-1.03%
Entry Price	3204.75	Current Price	3237.70
Entry Date	24.05.23	Stop Loss	3395.00



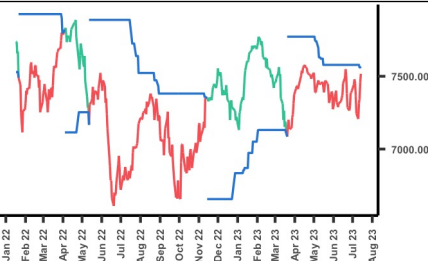
BSE Sensex 30

Position	Long	P/L	7.67%
Entry Price	61354.71	Current Price	66060.90
Entry Date	02.05.23	Stop Loss	59655.06



Australia All Ordinaries

Position	Short	P/L	-6.10%
Entry Price	7085.10	Current Price	7517.10
Entry Date	20.03.23	Stop Loss	7555.40



Trending Markets Today

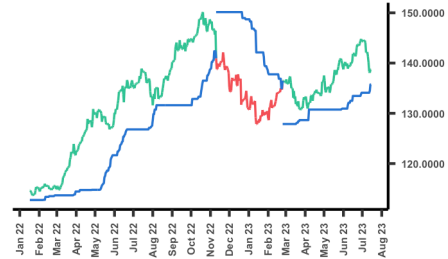
Global Cross-Asset Class Edition

Foreign Exchange

Name	Position	Entry Date	Entry Price	Current Price	Stop Loss	P/L
USD						
USDJPY	Long	24.02.23	136.460	138.700	135.730	1.64%
USDCHF	Short	04.04.23	0.9056	0.8630	0.9099	4.70%
USDCNY	Long	16.05.23	6.9787	7.1403	6.8964	2.32%
USDIDR	Long	26.06.23	15015.0	14957.5	14670.0	-0.38%
USDINR	Long	04.03.22	76.4250	82.0490	81.7150	7.36%
USDBRL	Short	01.02.23	5.0552	4.7899	5.0578	5.25%
USDMXN	Short	12.08.22	19.8258	16.7380	17.9675	15.57%
USD RUB	Long	10.10.22	63.8100	90.2455	76.1100	41.43%
USDTRY	Long	17.01.22	13.4436	26.1923	19.5067	94.83%
USDZAR	Short	12.07.23	18.1314	18.0789	19.8128	0.29%

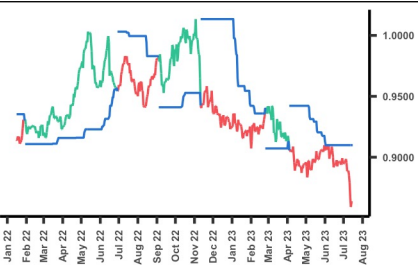
USDJPY

Position	Long	P/L	1.64%
Entry Price	136.460	Current Price	138.700
Entry Date	24.02.23	Stop Loss	135.730



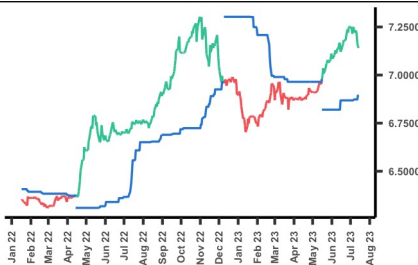
USDCHF

Position	Short	P/L	4.70%
Entry Price	0.9056	Current Price	0.8630
Entry Date	04.04.23	Stop Loss	0.9099



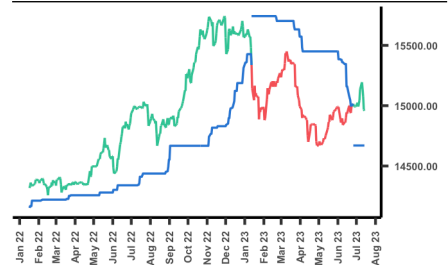
USDCNY

Position	Long	P/L	2.32%
Entry Price	6.9787	Current Price	7.1403
Entry Date	16.05.23	Stop Loss	6.8964



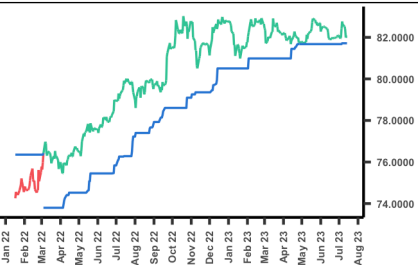
USDIDR

Position	Long	P/L	-0.38%
Entry Price	15015.0	Current Price	14957.5
Entry Date	26.06.23	Stop Loss	14670.0



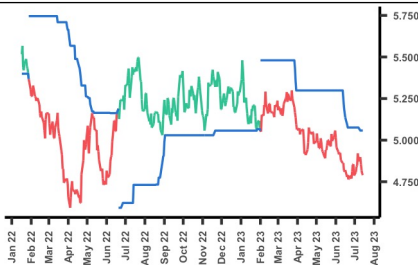
USDINR

Position	Long	P/L	7.36%
Entry Price	76.4250	Current Price	82.0490
Entry Date	04.03.22	Stop Loss	81.7150



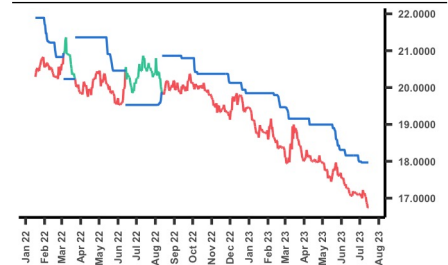
USDBRL

Position	Short	P/L	5.25%
Entry Price	5.0552	Current Price	4.7899
Entry Date	01.02.23	Stop Loss	5.0578



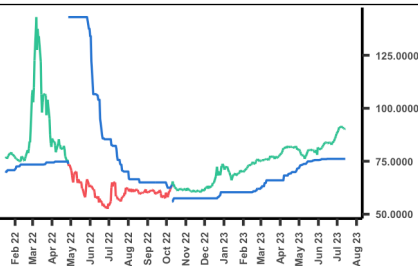
USDMXN

Position	Short	P/L	15.57%
Entry Price	19.8258	Current Price	16.7380
Entry Date	12.08.22	Stop Loss	17.9675



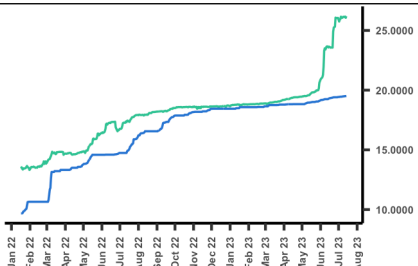
USD RUB

Position	Long	P/L	41.43%
Entry Price	63.8100	Current Price	90.2455
Entry Date	10.10.22	Stop Loss	76.1100



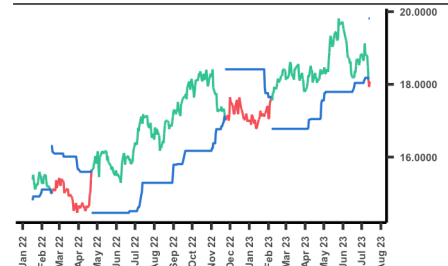
USDTRY

Position	Long	P/L	94.83%
Entry Price	13.4436	Current Price	26.1923
Entry Date	17.01.22	Stop Loss	19.5067



USDZAR

Position	Short	P/L	0.29%
Entry Price	18.1314	Current Price	18.0789
Entry Date	12.07.23	Stop Loss	19.8128



Trending Markets Today

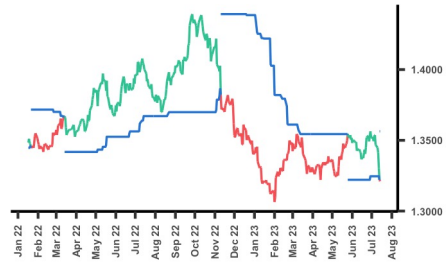
Global Cross-Asset Class Edition

Foreign Exchange

Name	Position	Entry Date	Entry Price	Current Price	Stop Loss	P/L
USD						
USDSGD	Short	13.07.23	1.3220	1.3211	1.3564	0.07%
EUR						
EURUSD	Long	12.07.23	1.1128	1.1227	1.0688	0.89%
EURGBP	Short	20.03.23	0.8733	0.8575	0.8760	1.81%
EURJPY	Long	17.02.23	143.761	155.750	146.850	8.34%
EURCHF	Short	03.05.23	0.9778	0.9676	0.9810	1.04%
GBP						
GBPUSD	Long	03.04.23	1.2411	1.3086	1.2321	5.44%
GBPJPY	Long	03.04.23	164.415	181.600	168.340	10.45%
GBPCHF	Long	09.06.23	1.1349	1.1296	1.1147	-0.47%
GBPAUD	Long	10.03.23	1.8288	1.9135	1.8536	4.63%
AUD						
AUDUSD	Long	14.06.23	0.6796	0.6837	0.6503	0.60%

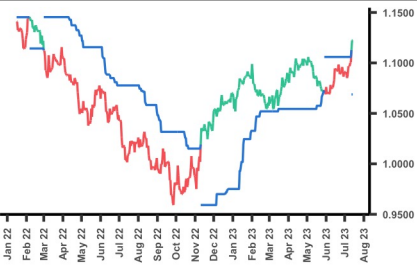
USDSGD

Position	Short	P/L	0.07%
Entry Price	1.3220	Current Price	1.3211
Entry Date	13.07.23	Stop Loss	1.3564



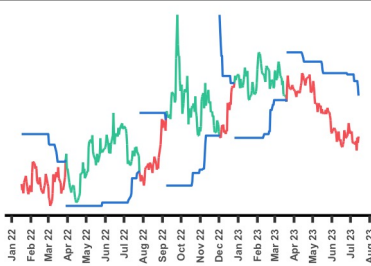
EURUSD

Position	Long	P/L	0.89%
Entry Price	1.1128	Current Price	1.1227
Entry Date	12.07.23	Stop Loss	1.0688



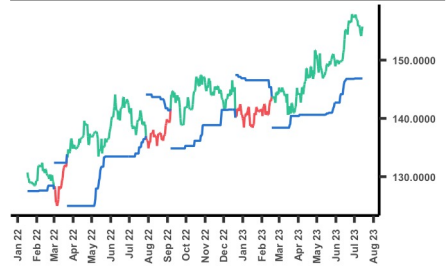
EURGBP

Position	Short	P/L	1.81%
Entry Price	0.8733	Current Price	0.8575
Entry Date	20.03.23	Stop Loss	0.8760



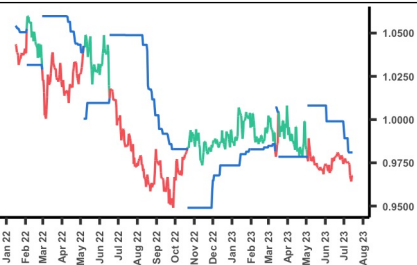
EURJPY

Position	Long	P/L	8.34%
Entry Price	143.761	Current Price	155.750
Entry Date	17.02.23	Stop Loss	146.850



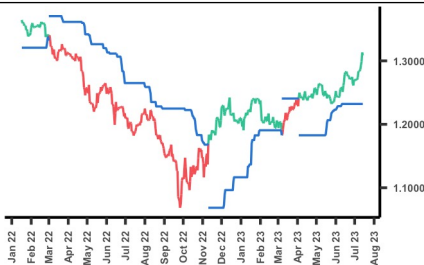
EURCHF

Position	Short	P/L	1.04%
Entry Price	0.9778	Current Price	0.9676
Entry Date	03.05.23	Stop Loss	0.9810



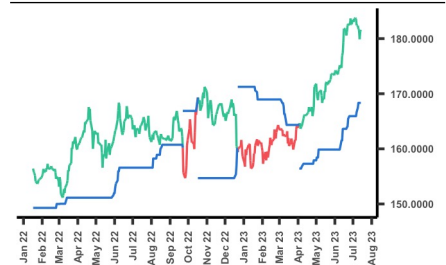
GBPUSD

Position	Long	P/L	5.44%
Entry Price	1.2411	Current Price	1.3086
Entry Date	03.04.23	Stop Loss	1.2321



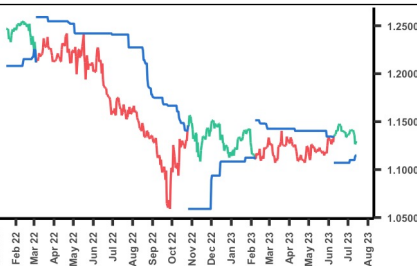
GBPJPY

Position	Long	P/L	10.45%
Entry Price	164.415	Current Price	181.600
Entry Date	03.04.23	Stop Loss	168.340



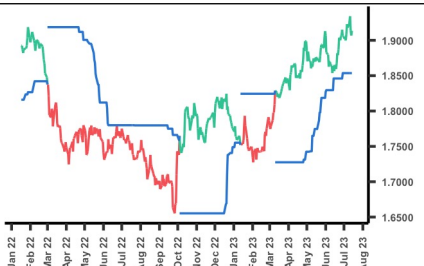
GBPCHF

Position	Long	P/L	-0.47%
Entry Price	1.1349	Current Price	1.1296
Entry Date	09.06.23	Stop Loss	1.1147



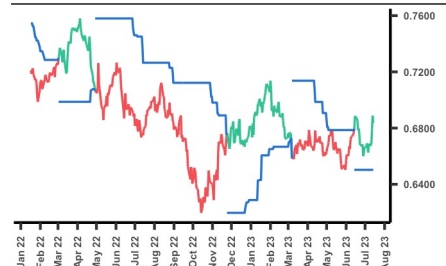
GBPAUD

Position	Long	P/L	4.63%
Entry Price	1.8288	Current Price	1.9135
Entry Date	10.03.23	Stop Loss	1.8536



AUDUSD

Position	Long	P/L	0.60%
Entry Price	0.6796	Current Price	0.6837
Entry Date	14.06.23	Stop Loss	0.6503



Trending Markets Today

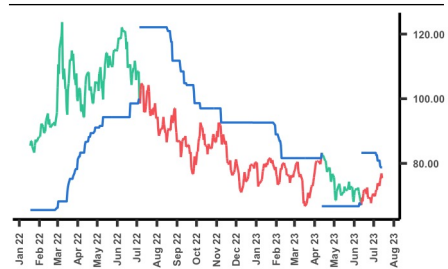
Global Cross-Asset Class Edition

Commodities

Name	Position	Entry Date	Entry Price	Current Price	Stop Loss	P/L
Energy						
Crude Oil	Short	12.06.23	67.12	75.42	78.76	-12.37%
ICE Brent Crude	Short	06.07.22	100.69	79.87	82.73	20.68%
Lead	Short	31.05.23	2012.5	2122.5	2172.5	-5.47%
Natural Gas (CME)	Long	18.05.23	2.715	2.539	2.158	-6.48%
Metals						
Gold (COMEX)	Short	22.06.23	1923.7	1964.4	2055.7	-2.12%
Silver	Short	22.06.23	22.467	25.194	25.900	-12.14%
Copper	Short	10.05.23	3.8410	3.9330	4.0770	-2.40%
Nickel	Short	23.02.23	25387.0	21630.0	25551.0	14.80%
Aluminum	Short	11.05.23	2211.0	2276.5	2445.0	-2.96%
Palladium	Short	30.05.23	1378.6	1257.8	1613.1	8.76%

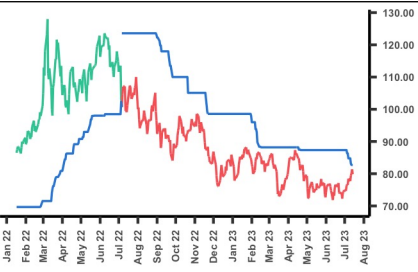
Crude Oil

Position	Short	P/L	-12.37%
Entry Price	67.12	Current Price	75.42
Entry Date	12.06.23	Stop Loss	78.76



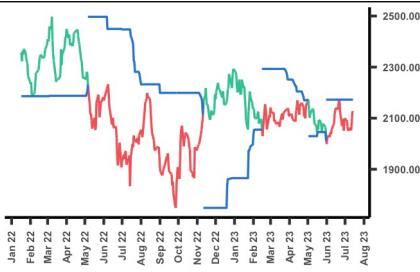
ICE Brent Crude

Position	Short	P/L	20.68%
Entry Price	100.69	Current Price	79.87
Entry Date	06.07.22	Stop Loss	82.73



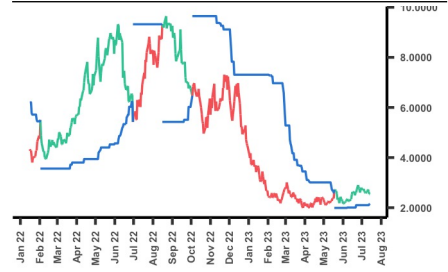
Lead

Position	Short	P/L	-5.47%
Entry Price	2012.5	Current Price	2122.5
Entry Date	31.05.23	Stop Loss	2172.5



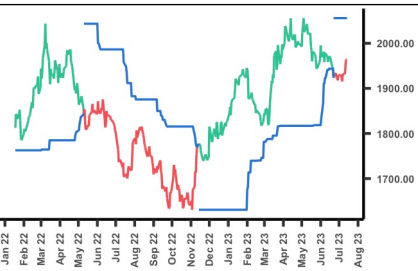
Natural Gas (CME)

Position	Long	P/L	-6.48%
Entry Price	2.715	Current Price	2.539
Entry Date	18.05.23	Stop Loss	2.158



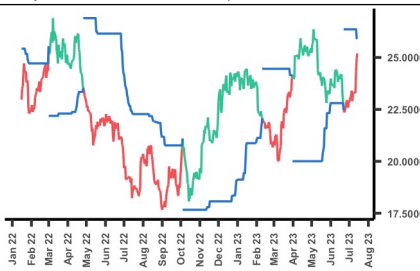
Gold (COMEX)

Position	Short	P/L	-2.12%
Entry Price	1923.7	Current Price	1964.4
Entry Date	22.06.23	Stop Loss	2055.7



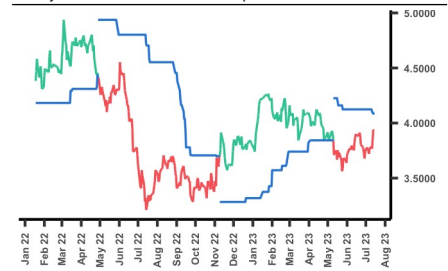
Silver

Position	Short	P/L	-12.14%
Entry Price	22.467	Current Price	25.194
Entry Date	22.06.23	Stop Loss	25.900



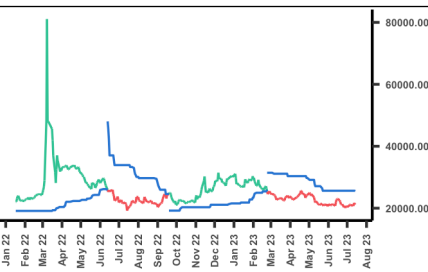
Copper

Position	Short	P/L	-2.40%
Entry Price	3.8410	Current Price	3.9330
Entry Date	10.05.23	Stop Loss	4.0770



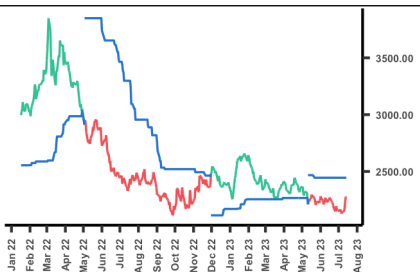
Nickel

Position	Short	P/L	14.80%
Entry Price	25387.0	Current Price	21630.0
Entry Date	23.02.23	Stop Loss	25551.0



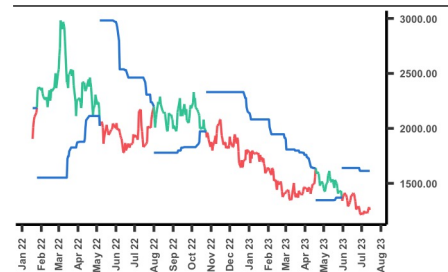
Aluminum

Position	Short	P/L	-2.96%
Entry Price	2211.0	Current Price	2276.5
Entry Date	11.05.23	Stop Loss	2445.0



Palladium

Position	Short	P/L	8.76%
Entry Price	1378.6	Current Price	1257.8
Entry Date	30.05.23	Stop Loss	1613.1



Trending Markets Today

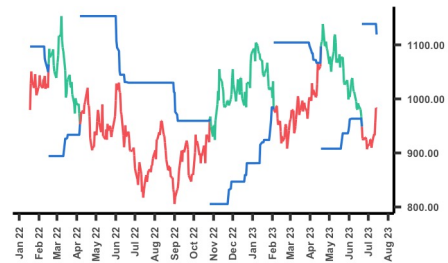
Global Cross-Asset Class Edition

Commodities

Name	Position	Entry Date	Entry Price	Current Price	Stop Loss	P/L
Metals						
Platinum	Short	21.06.23	949.0	982.1	1119.1	-3.49%
Tin	Long	06.07.23	28530	28543	23965	0.05%
Zinc	Short	10.03.23	2937.0	2439.0	2790.0	16.96%
Agriculture						
Cocoa	Long	04.11.22	2434.0	3352.0	2991.0	37.72%
Coffee	Short	23.06.23	168.05	160.80	202.55	4.31%
Corn (CME)	Short	14.07.22	695.00	599.75	671.00	13.71%
Soybean (CME)	Short	21.03.23	1467.00	1370.75	1514.75	6.56%
Sugar	Short	29.06.23	22.07	24.32	26.99	-10.19%
Wheat (CBOT)	Long	21.06.23	734.50	661.50	591.00	-9.94%
Cotton	Long	17.05.23	86.94	82.66	76.99	-4.92%

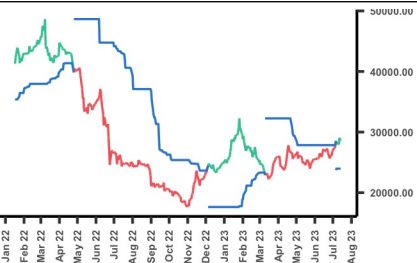
Platinum

Position	Short	P/L	-3.49%
Entry Price	949.0	Current Price	982.1
Entry Date	21.06.23	Stop Loss	1119.1



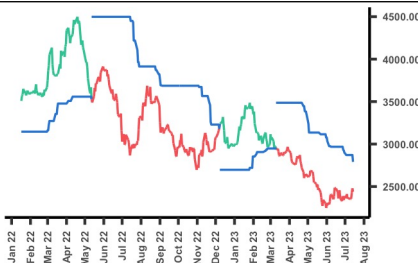
Tin

Position	Long	P/L	0.05%
Entry Price	28530	Current Price	28543
Entry Date	06.07.23	Stop Loss	23965



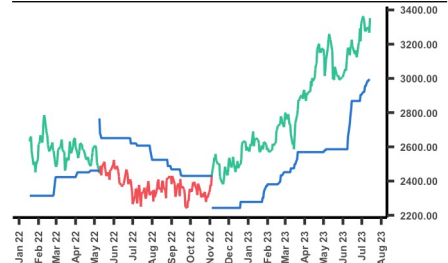
Zinc

Position	Short	P/L	16.96%
Entry Price	2937.0	Current Price	2439.0
Entry Date	10.03.23	Stop Loss	2790.0



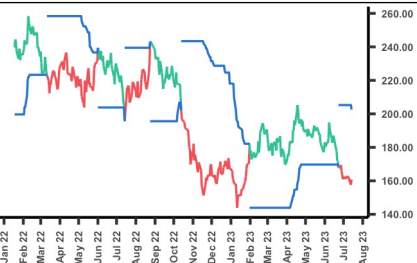
Cocoa

Position	Long	P/L	37.72%
Entry Price	2434.0	Current Price	3352.0
Entry Date	04.11.22	Stop Loss	2991.0



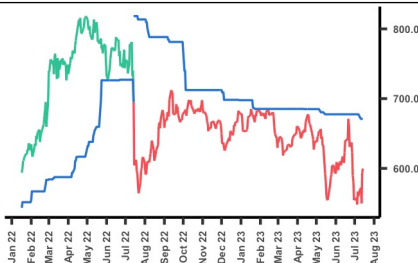
Coffee

Position	Short	P/L	4.31%
Entry Price	168.05	Current Price	160.80
Entry Date	23.06.23	Stop Loss	202.55



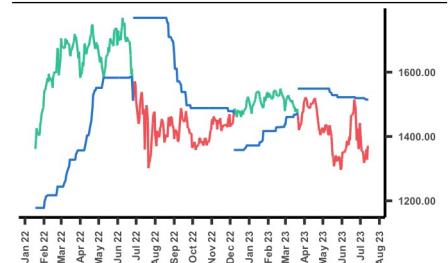
Corn (CME)

Position	Short	P/L	13.71%
Entry Price	695.00	Current Price	599.75
Entry Date	14.07.22	Stop Loss	671.00



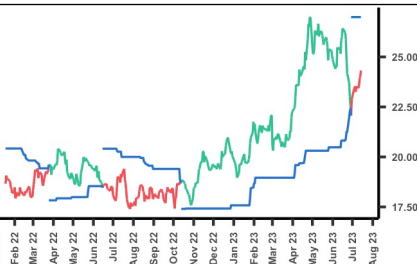
Soybean (CME)

Position	Short	P/L	6.56%
Entry Price	1467.00	Current Price	1370.75
Entry Date	21.03.23	Stop Loss	1514.75



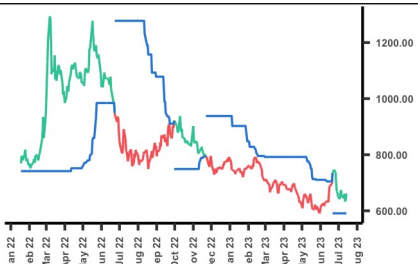
Sugar

Position	Short	P/L	-10.19%
Entry Price	22.07	Current Price	24.32
Entry Date	29.06.23	Stop Loss	26.99



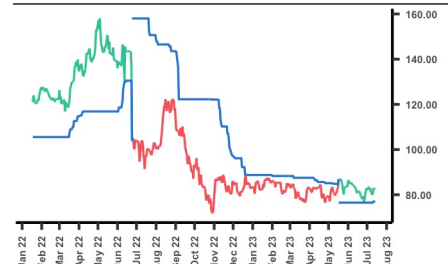
Wheat (CBOT)

Position	Long	P/L	-9.94%
Entry Price	734.50	Current Price	661.50
Entry Date	21.06.23	Stop Loss	591.00



Cotton

Position	Long	P/L	-4.92%
Entry Price	86.94	Current Price	82.66
Entry Date	17.05.23	Stop Loss	76.99



Trending Markets Today

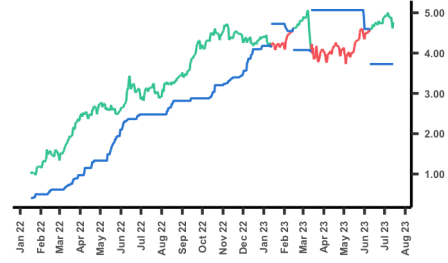
Global Cross-Asset Class Edition

Interest Rates

Name	Position	Entry Date	Entry Price	Current Price	Stop Loss	P/L (In BPS)
North America						
US Government Bond 2Y	Long	09.06.23	4.60	4.77	3.73	16
United States Government Bond 10Y	Long	13.06.23	3.84	3.85	3.35	1
European Region						
UK Government Bond 2Y	Long	17.01.22	0.84	5.19	3.67	435
United Kingdom Government Bond 10Y	Long	27.02.23	3.81	4.45	3.65	64
Germany 2 Year Schatz Yield	Long	07.06.23	2.98	3.26	2.53	28
Germany Government Bond 10Y	Long	13.09.22	1.72	2.48	2.20	75
Italy 24 Month CTZ Yield	Long	17.01.22	-0.10	3.86	3.20	396
Italy Government Bond 10Y	Long	06.07.23	4.39	4.18	3.94	-22
France Government Bond 2Y	Long	07.06.23	3.08	3.38	2.66	30
France Government Bond 10Y	Long	27.12.22	3.05	3.03	2.80	-2

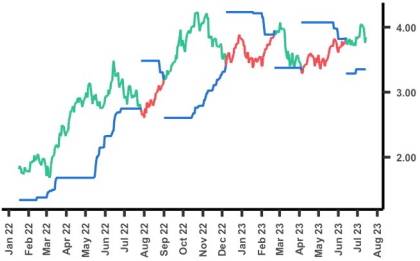
US Government Bond 2Y

Position	Long	P/L (In BPS)	16
Entry Price	4.60	Current Price	4.77
Entry Date	09.06.23	Stop Loss	3.73



United States Government Bond 10Y

Position	Long	P/L (In BPS)	1
Entry Price	3.84	Current Price	3.85
Entry Date	13.06.23	Stop Loss	3.35



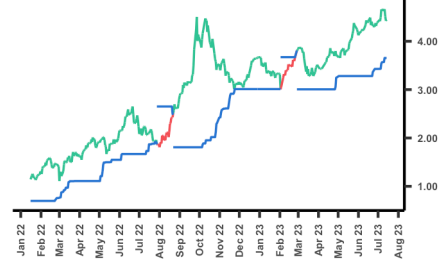
UK Government Bond 2Y

Position	Long	P/L (In BPS)	435
Entry Price	0.84	Current Price	5.19
Entry Date	17.01.22	Stop Loss	3.67



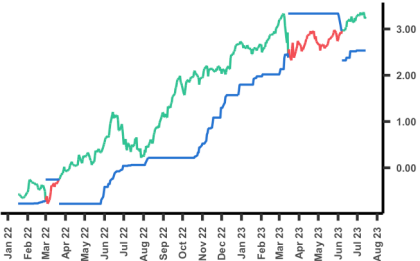
United Kingdom Government Bond 10Y

Position	Long	P/L (In BPS)	64
Entry Price	3.81	Current Price	4.45
Entry Date	27.02.23	Stop Loss	3.65



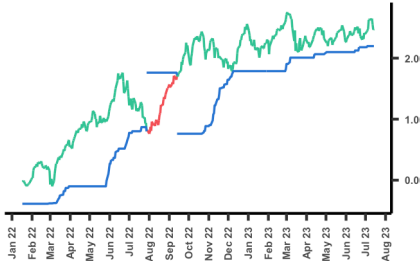
Germany 2 Year Schatz Yield

Position	Long	P/L (In BPS)	28
Entry Price	2.98	Current Price	3.26
Entry Date	07.06.23	Stop Loss	2.53



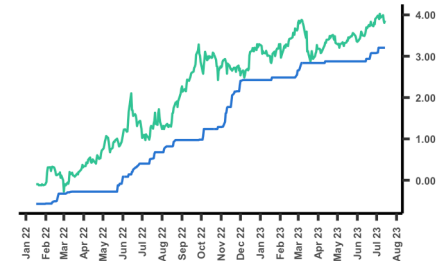
Germany Government Bond 10Y

Position	Long	P/L (In BPS)	75
Entry Price	1.72	Current Price	2.48
Entry Date	13.09.22	Stop Loss	2.20



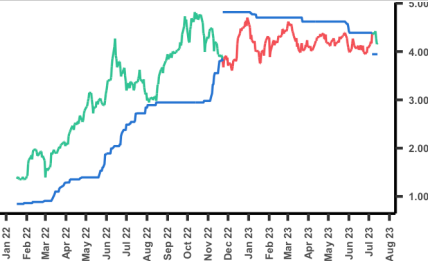
Italy 24 Month CTZ Yield

Position	Long	P/L (In BPS)	396
Entry Price	-0.10	Current Price	3.86
Entry Date	17.01.22	Stop Loss	3.20



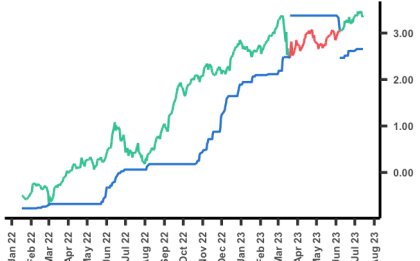
Italy Government Bond 10Y

Position	Long	P/L (In BPS)	-22
Entry Price	4.39	Current Price	4.18
Entry Date	06.07.23	Stop Loss	3.94



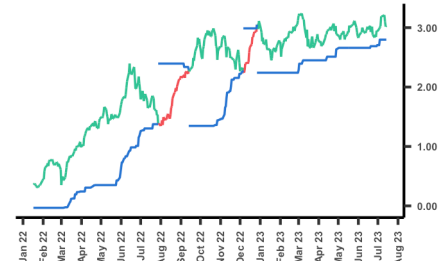
France Government Bond 2Y

Position	Long	P/L (In BPS)	30
Entry Price	3.08	Current Price	3.38
Entry Date	07.06.23	Stop Loss	2.66



France Government Bond 10Y

Position	Long	P/L (In BPS)	-2
Entry Price	3.05	Current Price	3.03
Entry Date	27.12.22	Stop Loss	2.80

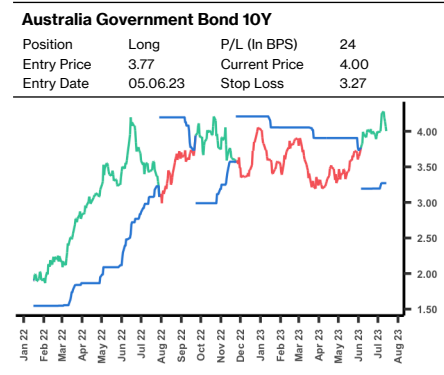
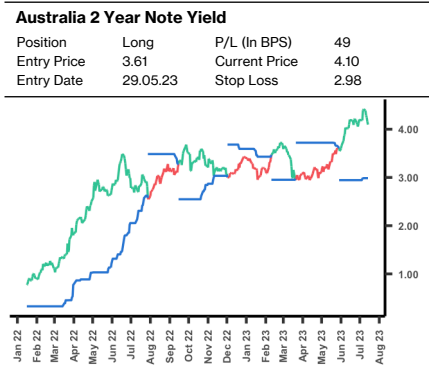
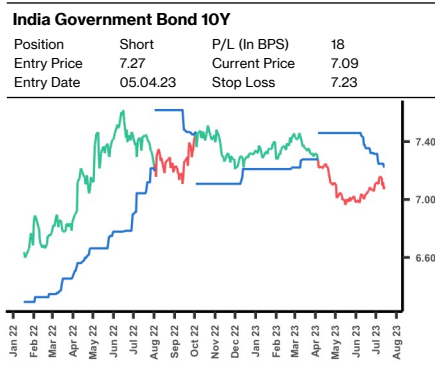
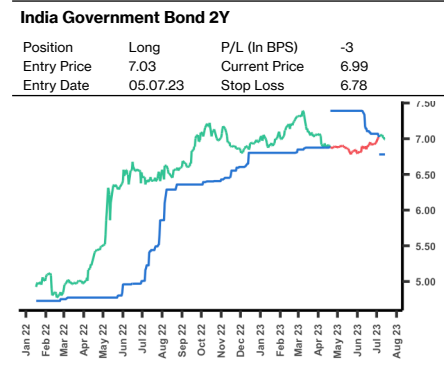
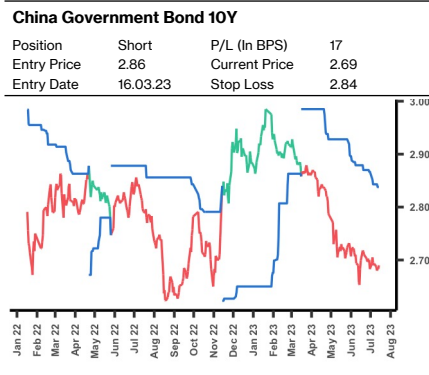
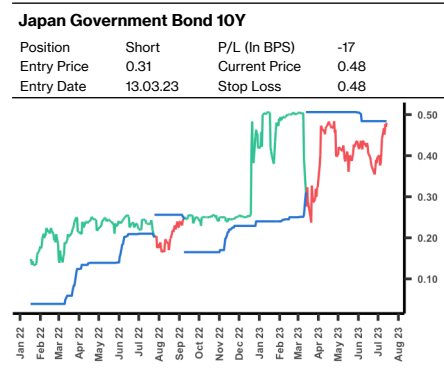
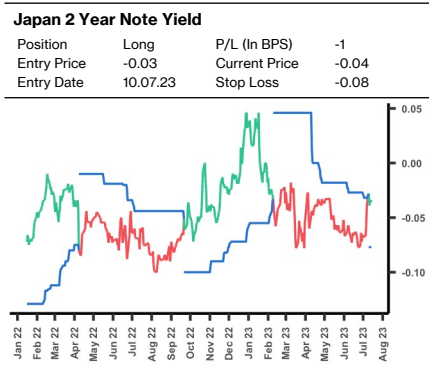
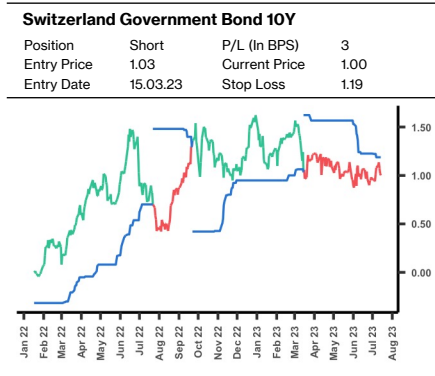
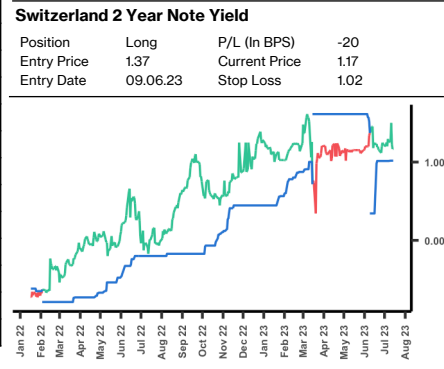


Trending Markets Today

Global Cross-Asset Class Edition

Interest Rates

Name	Position	Entry Date	Entry Price	Current Price	Stop Loss	P/L (In BPS)
European Region						
Switzerland 2 Year Note Yield	Long	09.06.23	1.37	1.17	1.02	-20
Switzerland Government Bond 10Y	Short	15.03.23	1.03	1.00	1.19	3
Asia Pacific						
Japan 2 Year Note Yield	Long	10.07.23	-0.03	-0.04	-0.08	-1
Japan Government Bond 10Y	Short	13.03.23	0.31	0.48	0.48	-17
China Government Bond 2Y	Short	27.04.23	2.30	2.11	2.39	19
China Government Bond 10Y	Short	16.03.23	2.86	2.69	2.84	17
India Government Bond 2Y	Long	05.07.23	7.03	6.99	6.78	-3
India Government Bond 10Y	Short	05.04.23	7.27	7.09	7.23	18
Australia 2 Year Note Yield	Long	29.05.23	3.61	4.10	2.98	49
Australia Government Bond 10Y	Long	05.06.23	3.77	4.00	3.27	24



Trending Markets Today

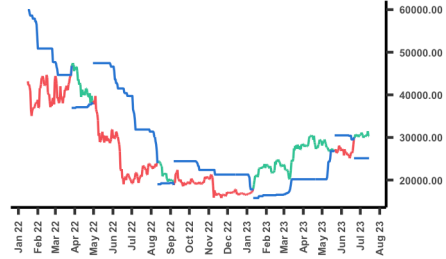
Global Cross-Asset Class Edition

Cryptocurrencies

Name	Position	Entry Date	Entry Price	Current Price	Stop Loss	P/L
Majors						
Bitcoin	Long	21.06.23	30027.30	30295.81	25124.68	0.89%
Ethereum	Long	13.07.23	2006.51	1931.47	1650.52	-3.74%
Binance Coin	Short	21.05.23	306.51	251.10	314.27	18.08%
XRP	Long	21.03.23	0.4697	0.7133	0.4486	51.86%
Cardano	Short	05.06.23	0.3520	0.3264	0.3830	7.29%
Solana	Long	08.07.23	21.86	27.39	14.49	25.31%
Polkadot [IOU]	Long	13.07.23	5.55	5.43	4.38	-2.05%
Dogecoin	Short	24.05.23	0.07074	0.07193	0.07491	-1.68%
Polygon	Short	21.04.23	1.0127	0.7994	0.9419	21.06%
Shiba Inu	Short	01.05.23	0.00000997	0.00000809	0.00000890	18.79%

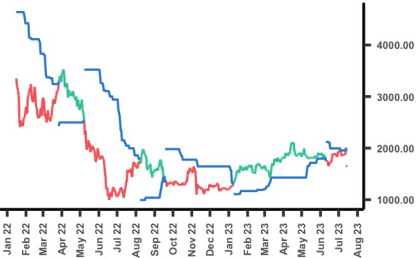
Bitcoin

Position	Long	P/L	0.89%
Entry Price	30027.30	Current Price	30295.81
Entry Date	21.06.23	Stop Loss	25124.68



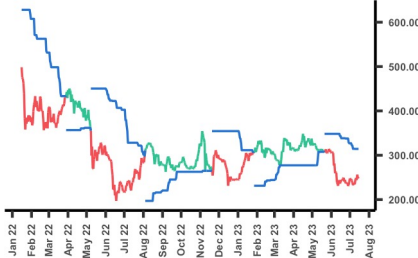
Ethereum

Position	Long	P/L	-3.74%
Entry Price	2006.51	Current Price	1931.47
Entry Date	13.07.23	Stop Loss	1650.52



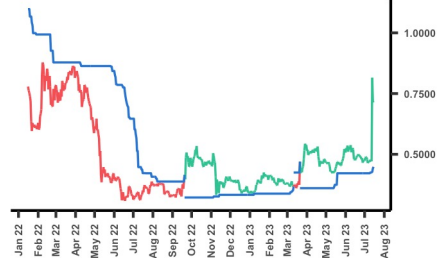
Binance Coin

Position	Short	P/L	18.08%
Entry Price	306.51	Current Price	251.10
Entry Date	21.05.23	Stop Loss	314.27



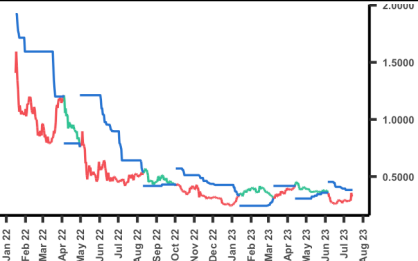
XRP

Position	Long	P/L	51.86%
Entry Price	0.4697	Current Price	0.7133
Entry Date	21.03.23	Stop Loss	0.4486



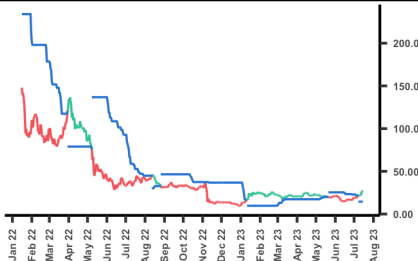
Cardano

Position	Short	P/L	7.29%
Entry Price	0.3520	Current Price	0.3264
Entry Date	05.06.23	Stop Loss	0.3830



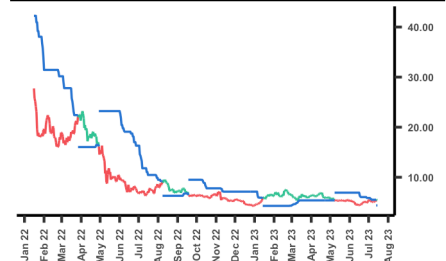
Solana

Position	Long	P/L	25.31%
Entry Price	21.86	Current Price	27.39
Entry Date	08.07.23	Stop Loss	14.49



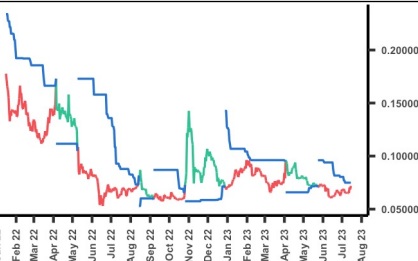
Polkadot [IOU]

Position	Long	P/L	-2.05%
Entry Price	5.55	Current Price	5.43
Entry Date	13.07.23	Stop Loss	4.38



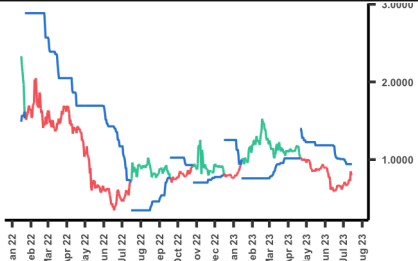
Dogecoin

Position	Short	P/L	-1.68%
Entry Price	0.07074	Current Price	0.07193
Entry Date	24.05.23	Stop Loss	0.07491



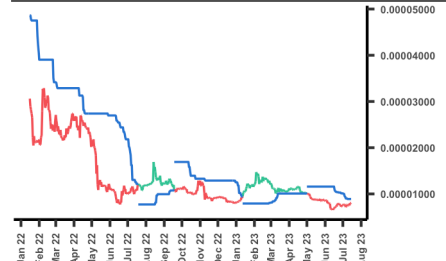
Polygon

Position	Short	P/L	21.06%
Entry Price	1.0127	Current Price	0.7994
Entry Date	21.04.23	Stop Loss	0.9419



Shiba Inu

Position	Short	P/L	18.79%
Entry Price	0.00000997	Current Price	0.00000809
Entry Date	01.05.23	Stop Loss	0.00000890



Appendix

A note on provided metrics in tables and charts

The following metrics are calculated and updated based on market closing prices:

- Position
- Entry Date
- Entry Price
- Current Price
- Stop Loss
- P/L

Signals are triggered end of day. The Entry Price and Entry Date in the tables and charts are based on the closing price from the day that the signals were generated.

A note on historical data

The data used in this report is adjusted for corporate actions and dividends for stocks and based on continuous futures for financial futures (with the current contract in front). If a financial future is rolled over to the next month or a stock pays a dividend or undergoes a split, the whole historical data set is adjusted. This methodology is applied to have no gaps in the data. Such changes are reflected in the data of this report as well.

A note on position sizing

This report does not cover position sizing. Readers must always size positions to manage their risk (e.g. Position Risk, Total Portfolio Risk, etc.).

Disclaimer

Trading in financial markets is subject to market risk and losses can be substantial. Readers must fully understand the risks involved and do only invest money according to their risk-bearing capacity. This reports' trading signals are based on proprietary calculations and are for informational purposes only. The author of this report is not a licensed investment advisor.

The information published in this newsletter should not be used to make trading decisions. Acting on any information, thought and view in this report is at the reader's own risk. The publisher of this report is not liable for any loss in any case. EOD Historical Data provides all market data. Market data errors can occur and may wrongly affect signals. The publisher of this report will not take responsibility for errors in data, accuracy of signals and potential losses incurred by readers.