

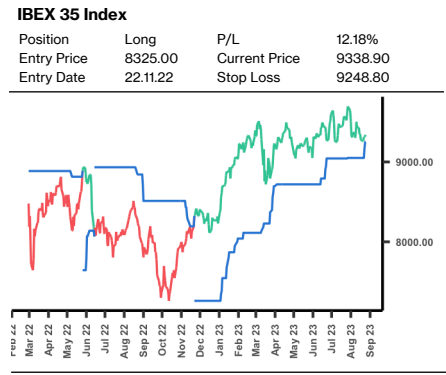
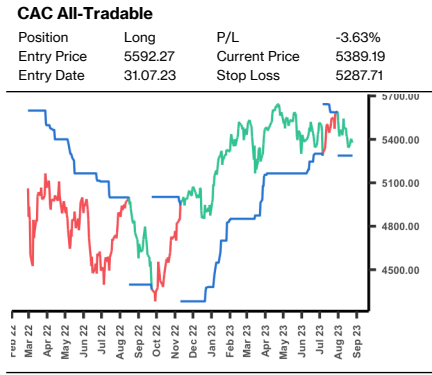
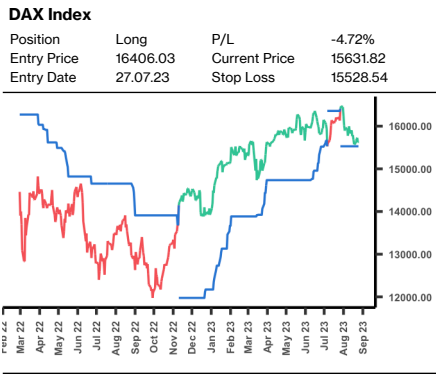
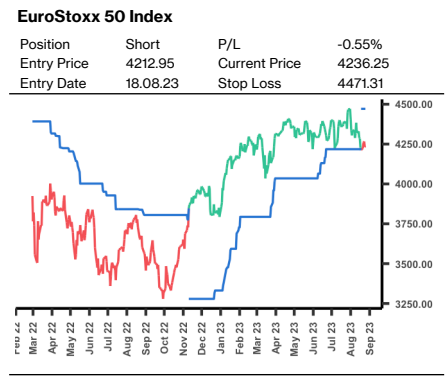
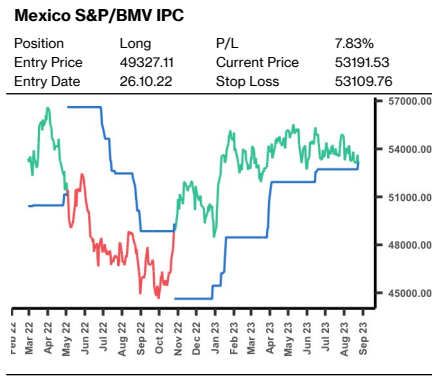
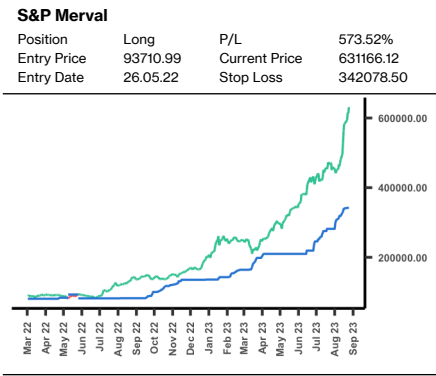
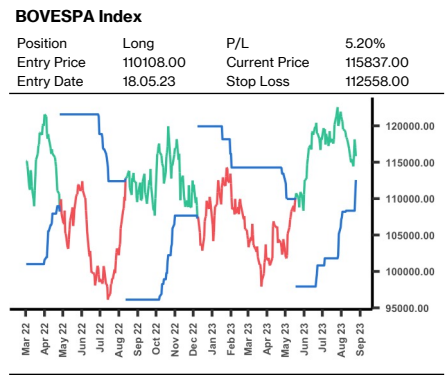
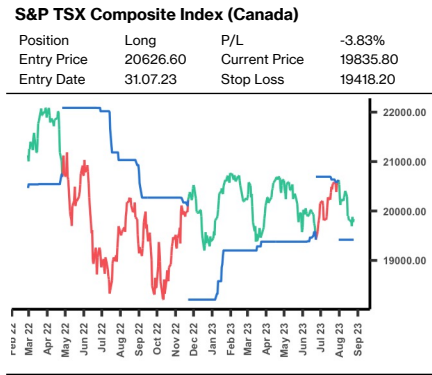
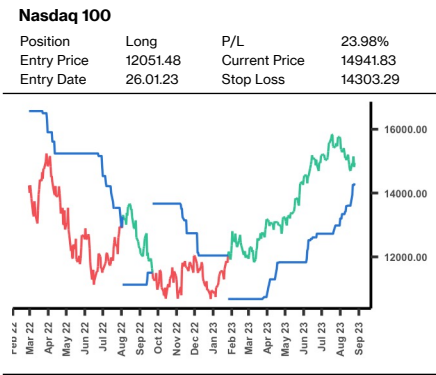
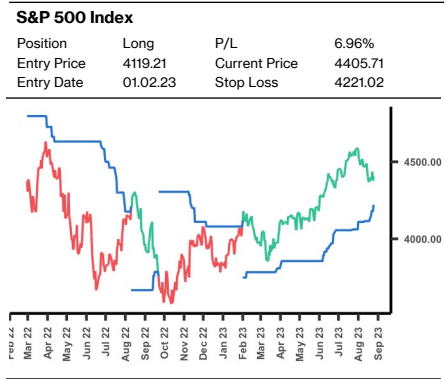
# Trending Markets Today

## Global Cross-Asset Class Edition

<b>Global Stock Markets</b> Page 1-2	<b>Foreign Exchange</b> Page 3-4	<b>Commodities</b> Page 5-6	<b>Interest Rates</b> Page 7-8	<b>Cryptocurrencies</b> Page 9
---	-------------------------------------	--------------------------------	-----------------------------------	-----------------------------------

### Global Stock Markets

Name	Position	Entry Date	Entry Price	Current Price	Stop Loss	P/L
<b>North America</b>						
S&P 500 Index	Long	01.02.23	4119.21	4405.71	4221.02	6.96%
Nasdaq 100	Long	26.01.23	12051.48	14941.83	14303.29	23.98%
S&P TSX Composite Index (Canada)	Long	31.07.23	20626.60	19835.80	19418.20	-3.83%
<b>Central &amp; South America</b>						
BOVESPA Index	Long	18.05.23	110108.00	115837.00	112558.00	5.20%
S&P Merval	Long	26.05.22	93710.99	631166.12	342078.50	573.52%
Mexico S&P/BMV IPC	Long	26.10.22	49327.11	53191.53	53109.76	7.83%
<b>European Region</b>						
EuroStoxx 50 Index	Short	18.08.23	4212.95	4236.25	4471.31	-0.55%
DAX Index	Long	27.07.23	16406.03	15631.82	15528.54	-4.72%
CAC All-Tradable	Long	31.07.23	5592.27	5389.19	5287.71	-3.63%
IBEX 35 Index	Long	22.11.22	8325.00	9338.90	9248.80	12.18%



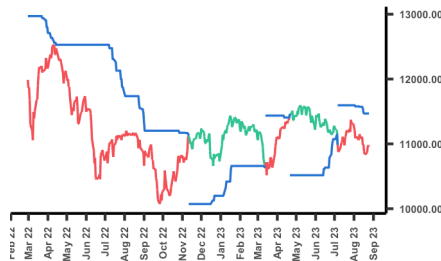
# Trending Markets Today

Global Cross-Asset Class Edition

## Global Stock Markets

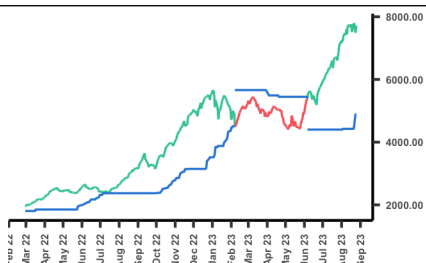
Name	Position	Entry Date	Entry Price	Current Price	Stop Loss	P/L
<b>European Region</b>						
Swiss Market Index	Short	06.07.23	10986.78	10956.90	11468.27	0.27%
<b>Middle East</b>						
BIST 100	Long	06.06.23	5388.80	7716.67	4886.91	43.20%
Tadawul All Share	Long	04.04.23	10948.60	11471.98	11014.13	4.78%
<b>Asia Pacific</b>						
Nikkei 225	Long	06.03.23	28237.78	31624.28	31450.76	11.99%
Hang Seng (Hong Kong)	Short	20.03.23	19000.71	17956.38	20078.94	5.50%
Shanghai Composite	Short	24.05.23	3204.75	3064.07	3291.04	4.39%
BSE Sensex 30	Long	02.05.23	61354.71	64886.51	62547.11	5.76%
Australia All Ordinaries	Long	25.07.23	7554.70	7332.60	7206.90	-2.94%

Swiss Market Index			
Position	Short	P/L	0.27%
Entry Price	10986.78	Current Price	10956.90
Entry Date	06.07.23	Stop Loss	11468.27



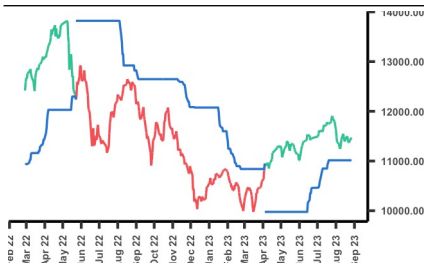
### BIST 100

Position	Long	P/L	43.20%
Entry Price	5388.80	Current Price	7716.67
Entry Date	06.06.23	Stop Loss	4886.91



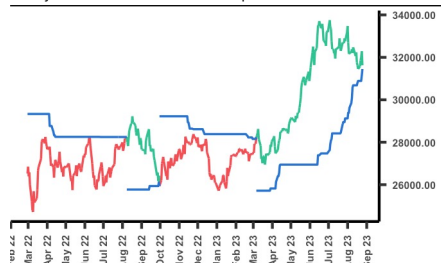
### Tadawul All Share

Position	Long	P/L	4.78%
Entry Price	10948.60	Current Price	11471.98
Entry Date	04.04.23	Stop Loss	11014.13



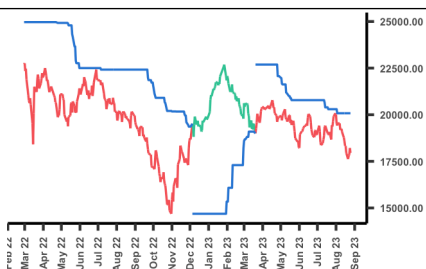
### Nikkei 225

Position	Long	P/L	11.99%
Entry Price	28237.78	Current Price	31624.28
Entry Date	06.03.23	Stop Loss	31450.76



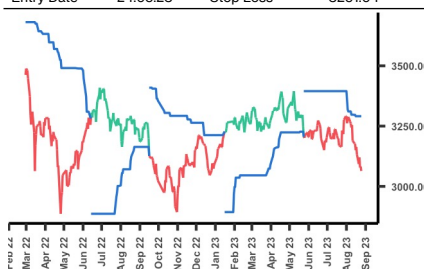
### Hang Seng (Hong Kong)

Position	Short	P/L	5.50%
Entry Price	19000.71	Current Price	17956.38
Entry Date	20.03.23	Stop Loss	20078.94



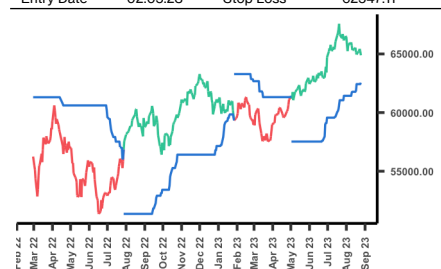
### Shanghai Composite

Position	Short	P/L	4.39%
Entry Price	3204.75	Current Price	3064.07
Entry Date	24.05.23	Stop Loss	3291.04



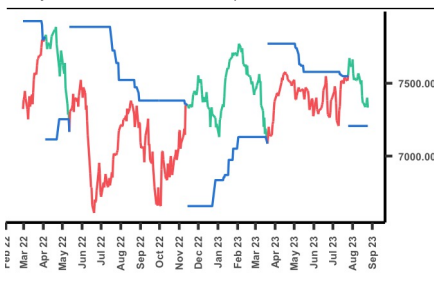
### BSE Sensex 30

Position	Long	P/L	5.76%
Entry Price	61354.71	Current Price	64886.51
Entry Date	02.05.23	Stop Loss	62547.11



### Australia All Ordinaries

Position	Long	P/L	-2.94%
Entry Price	7554.70	Current Price	7332.60
Entry Date	25.07.23	Stop Loss	7206.90



# Trending Markets Today

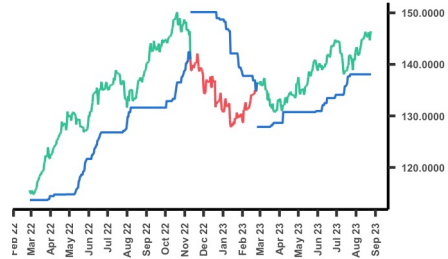
Global Cross-Asset Class Edition

## Foreign Exchange

Name	Position	Entry Date	Entry Price	Current Price	Stop Loss	P/L
<b>USD</b>						
USDJPY	Long	24.02.23	136.460	146.430	138.065	7.31%
USDCHF	Short	04.04.23	0.9056	0.8843	0.8992	2.35%
USDIDR	Long	26.06.23	15015.0	15295.0	14840.0	1.86%
USDCNY	Long	16.05.23	6.9787	7.2890	7.1025	4.45%
USDINR	Long	04.03.22	76.4250	82.6370	81.7950	8.13%
USDBRL	Short	01.02.23	5.0552	4.8711	4.9892	3.64%
USDMXN	Short	12.08.22	19.8258	16.7402	17.3216	15.56%
USD RUB	Long	10.10.22	63.8100	94.9955	80.6000	48.87%
USDTRY	Long	27.02.22	14.0334	26.5515	23.5535	89.20%
USDZAR	Short	12.07.23	18.1314	18.6183	19.1726	-2.69%

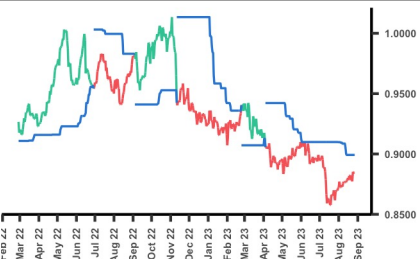
### USDJPY

Position	Long	P/L	7.31%
Entry Price	136.460	Current Price	146.430
Entry Date	24.02.23	Stop Loss	138.065



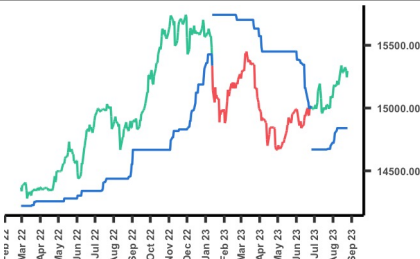
### USDCHF

Position	Short	P/L	2.35%
Entry Price	0.9056	Current Price	0.8843
Entry Date	04.04.23	Stop Loss	0.8992



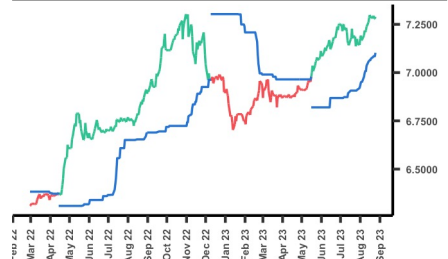
### USDIDR

Position	Long	P/L	1.86%
Entry Price	15015.0	Current Price	15295.0
Entry Date	26.06.23	Stop Loss	14840.0



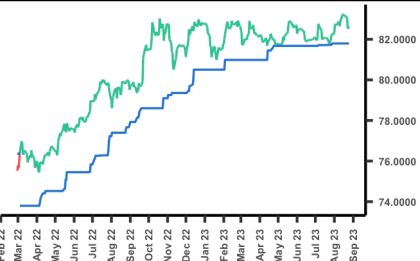
### USDCNY

Position	Long	P/L	4.45%
Entry Price	6.9787	Current Price	7.2890
Entry Date	16.05.23	Stop Loss	7.1025



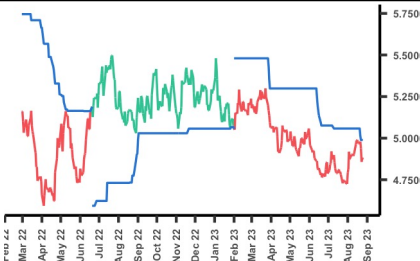
### USDINR

Position	Long	P/L	8.13%
Entry Price	76.4250	Current Price	82.6370
Entry Date	04.03.22	Stop Loss	81.7950



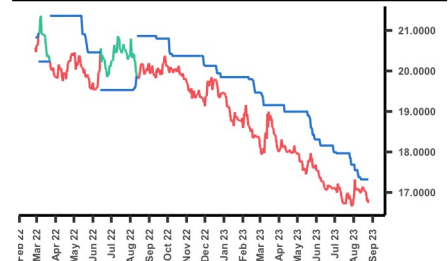
### USDBRL

Position	Short	P/L	3.64%
Entry Price	5.0552	Current Price	4.8711
Entry Date	01.02.23	Stop Loss	4.9892



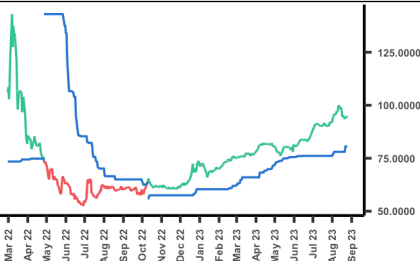
### USDMXN

Position	Short	P/L	15.56%
Entry Price	19.8258	Current Price	16.7402
Entry Date	12.08.22	Stop Loss	17.3216



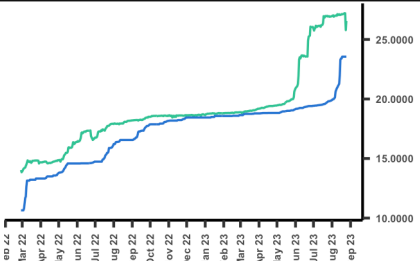
### USD RUB

Position	Long	P/L	48.87%
Entry Price	63.8100	Current Price	94.9955
Entry Date	10.10.22	Stop Loss	80.6000



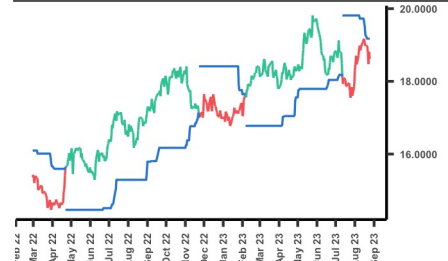
### USDTRY

Position	Long	P/L	89.20%
Entry Price	14.0334	Current Price	26.5515
Entry Date	27.02.22	Stop Loss	23.5535



### USDZAR

Position	Short	P/L	-2.69%
Entry Price	18.1314	Current Price	18.6183
Entry Date	12.07.23	Stop Loss	19.1726



# Trending Markets Today

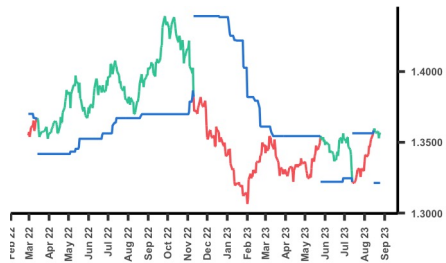
Global Cross-Asset Class Edition

## Foreign Exchange

Name	Position	Entry Date	Entry Price	Current Price	Stop Loss	P/L
<b>USD</b>						
USDSGD	Long	15.08.23	1.3584	1.3555	1.3213	-0.21%
<b>EUR</b>						
EURUSD	Short	24.08.23	1.0809	1.0800	1.1234	0.08%
EURGBP	Short	20.03.23	0.8733	0.8585	0.8663	1.69%
EURJPY	Long	17.02.23	143.761	158.120	153.010	9.99%
EURCHF	Short	03.05.23	0.9778	0.9550	0.9793	2.33%
<b>GBP</b>						
GBPUSD	Short	24.08.23	1.2599	1.2577	1.3133	0.17%
GBPJPY	Long	03.04.23	164.415	184.140	178.445	12.00%
GBPCHF	Short	19.07.23	1.1100	1.1125	1.1477	-0.23%
GBPAUD	Long	10.03.23	1.8288	1.9645	1.8594	7.42%
<b>AUD</b>						
AUDUSD	Short	09.08.23	0.6528	0.6400	0.6889	1.96%

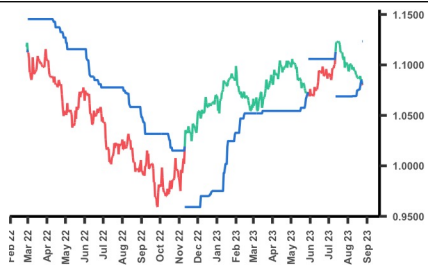
### USDSGD

Position	Long	P/L	-0.21%
Entry Price	1.3584	Current Price	1.3555
Entry Date	15.08.23	Stop Loss	1.3213



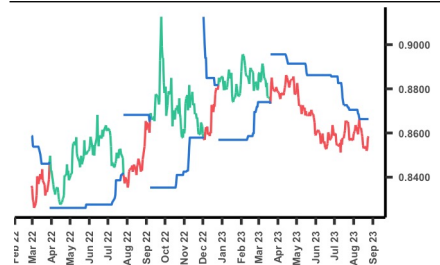
### EURUSD

Position	Short	P/L	0.08%
Entry Price	1.0809	Current Price	1.0800
Entry Date	24.08.23	Stop Loss	1.1234



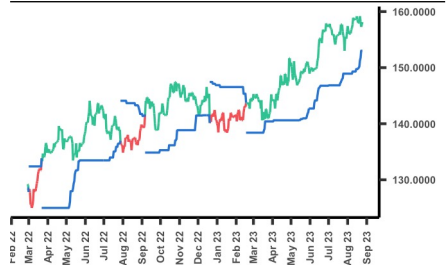
### EURGBP

Position	Short	P/L	1.69%
Entry Price	0.8733	Current Price	0.8585
Entry Date	20.03.23	Stop Loss	0.8663



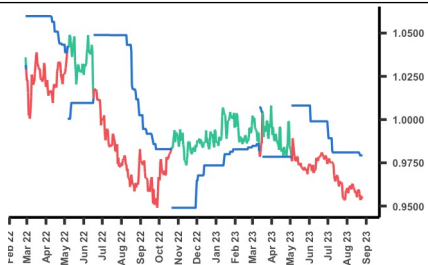
### EURJPY

Position	Long	P/L	9.99%
Entry Price	143.761	Current Price	158.120
Entry Date	17.02.23	Stop Loss	153.010



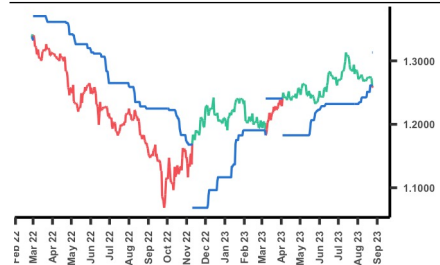
### EURCHF

Position	Short	P/L	2.33%
Entry Price	0.9778	Current Price	0.9550
Entry Date	03.05.23	Stop Loss	0.9793



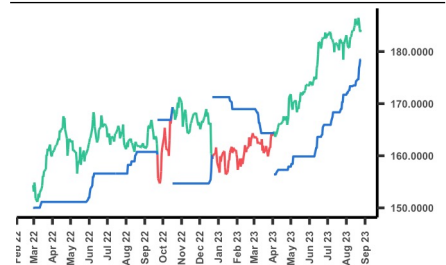
### GBPUSD

Position	Short	P/L	0.17%
Entry Price	1.2599	Current Price	1.2577
Entry Date	24.08.23	Stop Loss	1.3133



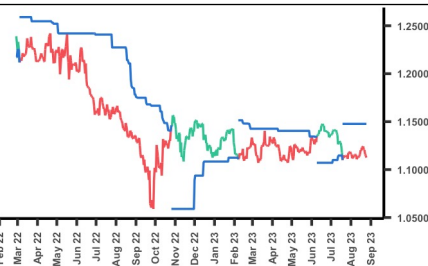
### GBPJPY

Position	Long	P/L	12.00%
Entry Price	164.415	Current Price	184.140
Entry Date	03.04.23	Stop Loss	178.445



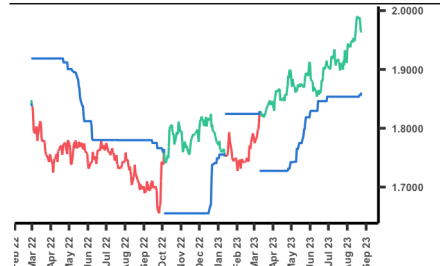
### GBPCHF

Position	Short	P/L	-0.23%
Entry Price	1.1100	Current Price	1.1125
Entry Date	19.07.23	Stop Loss	1.1477



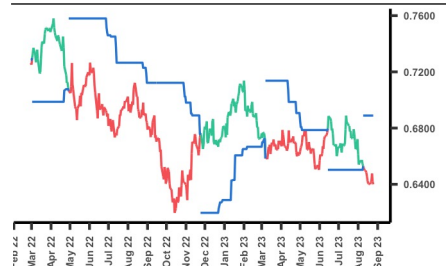
### GBPAUD

Position	Long	P/L	7.42%
Entry Price	1.8288	Current Price	1.9645
Entry Date	10.03.23	Stop Loss	1.8594



### AUDUSD

Position	Short	P/L	1.96%
Entry Price	0.6528	Current Price	0.6400
Entry Date	09.08.23	Stop Loss	0.6889



# Trending Markets Today

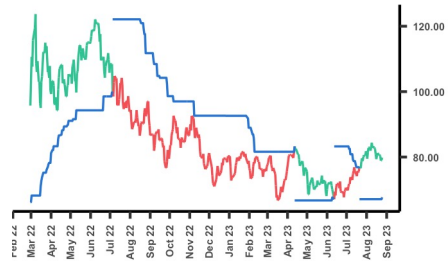
Global Cross-Asset Class Edition

## Commodities

Name	Position	Entry Date	Entry Price	Current Price	Stop Loss	P/L
<b>Energy</b>						
Crude Oil	Long	21.07.23	77.07	79.83	67.70	3.58%
ICE Brent Crude	Long	24.07.23	82.74	84.48	71.84	2.10%
Lead	Long	24.07.23	2175.0	2161.0	2026.0	-0.64%
Natural Gas (CME)	Long	18.05.23	2.715	2.540	2.477	-6.45%
<b>Metals</b>						
Gold (COMEX)	Short	22.06.23	1923.7	1939.9	1995.5	-0.84%
Silver	Long	19.07.23	25.387	24.234	22.354	-4.54%
Copper	Long	31.07.23	4.0080	3.7600	3.6515	-6.19%
Nickel	Short	23.02.23	25387.0	20795.0	23034.0	18.09%
Aluminum	Short	11.05.23	2211.0	2150.5	2282.5	2.74%
Palladium	Short	30.05.23	1378.6	1218.2	1410.5	11.63%

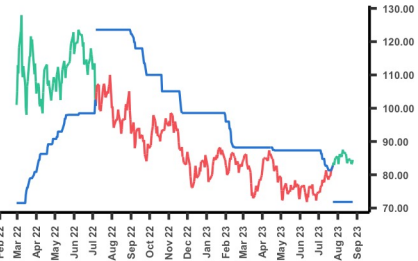
### Crude Oil

Position	Long	P/L	3.58%
Entry Price	77.07	Current Price	79.83
Entry Date	21.07.23	Stop Loss	67.70



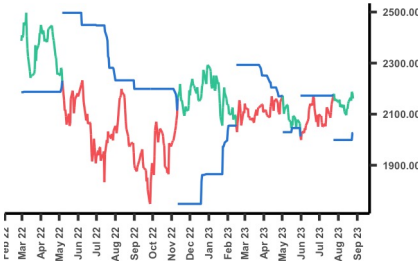
### ICE Brent Crude

Position	Long	P/L	2.10%
Entry Price	82.74	Current Price	84.48
Entry Date	24.07.23	Stop Loss	71.84



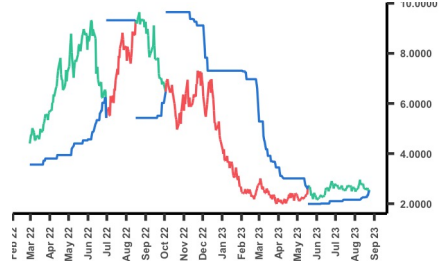
### Lead

Position	Long	P/L	-0.64%
Entry Price	2175.0	Current Price	2161.0
Entry Date	24.07.23	Stop Loss	2026.0



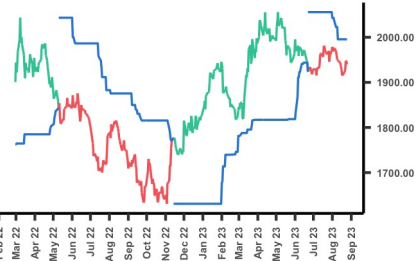
### Natural Gas (CME)

Position	Long	P/L	-6.45%
Entry Price	2.715	Current Price	2.540
Entry Date	18.05.23	Stop Loss	2.477



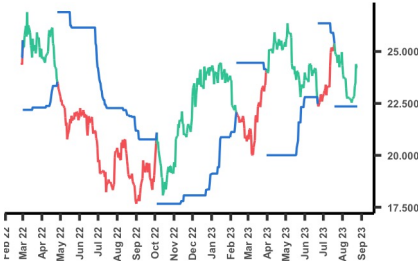
### Gold (COMEX)

Position	Short	P/L	-0.84%
Entry Price	1923.7	Current Price	1939.9
Entry Date	22.06.23	Stop Loss	1995.5



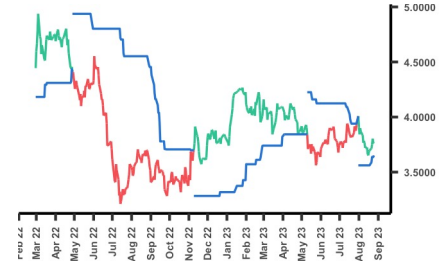
### Silver

Position	Long	P/L	-4.54%
Entry Price	25.387	Current Price	24.234
Entry Date	19.07.23	Stop Loss	22.354



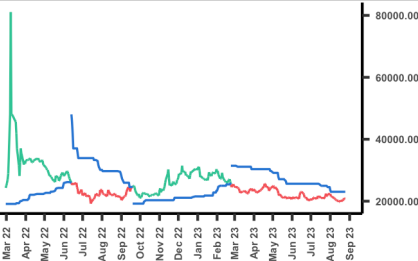
### Copper

Position	Long	P/L	-6.19%
Entry Price	4.0080	Current Price	3.7600
Entry Date	31.07.23	Stop Loss	3.6515



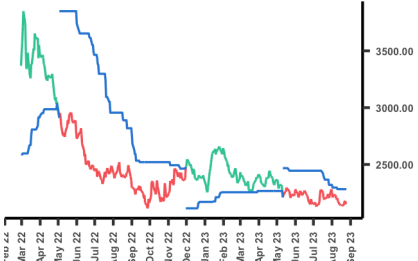
### Nickel

Position	Short	P/L	18.09%
Entry Price	25387.0	Current Price	20795.0
Entry Date	23.02.23	Stop Loss	23034.0



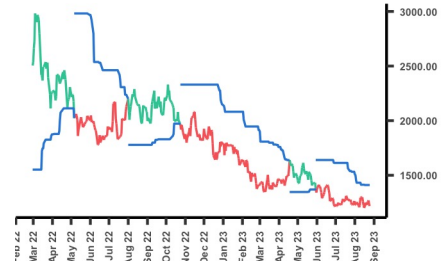
### Aluminum

Position	Short	P/L	2.74%
Entry Price	2211.0	Current Price	2150.5
Entry Date	11.05.23	Stop Loss	2282.5



### Palladium

Position	Short	P/L	11.63%
Entry Price	1378.6	Current Price	1218.2
Entry Date	30.05.23	Stop Loss	1410.5





# Trending Markets Today

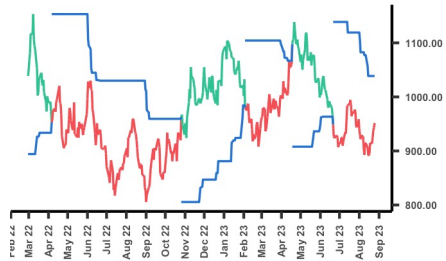
Global Cross-Asset Class Edition

## Commodities

Name	Position	Entry Date	Entry Price	Current Price	Stop Loss	P/L
<b>Metals</b>						
Platinum	Short	21.06.23	949.0	951.7	1038.7	-0.28%
Tin	Long	06.07.23	28530	25497	25066	-10.63%
Zinc	Short	10.03.23	2937.0	2382.5	2569.0	18.88%
<b>Agriculture</b>						
Cocoa	Long	04.11.22	2434.0	3466.0	3008.0	42.40%
Coffee	Short	23.06.23	168.05	153.15	194.85	8.87%
Corn (CME)	Short	14.07.22	695.00	470.75	671.00	32.27%
Soybean (CME)	Short	21.03.23	1467.00	1387.75	1514.75	5.40%
Sugar	Short	29.06.23	22.07	24.83	26.43	-12.51%
Wheat (CBOT)	Long	21.06.23	734.50	621.75	598.50	-15.35%
Cotton	Long	17.05.23	86.94	87.51	77.07	0.66%

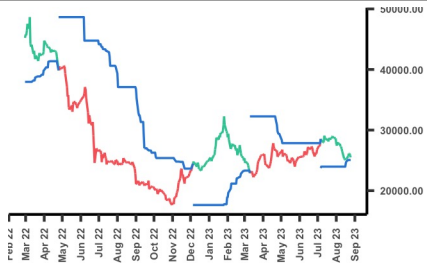
### Platinum

Position	Short	P/L	-0.28%
Entry Price	949.0	Current Price	951.7
Entry Date	21.06.23	Stop Loss	1038.7



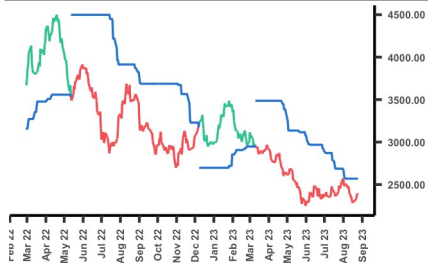
### Tin

Position	Long	P/L	-10.63%
Entry Price	28530	Current Price	25497
Entry Date	06.07.23	Stop Loss	25066



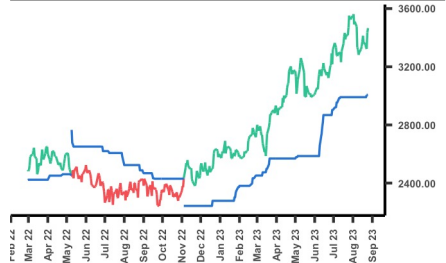
### Zinc

Position	Short	P/L	18.88%
Entry Price	2937.0	Current Price	2382.5
Entry Date	10.03.23	Stop Loss	2569.0



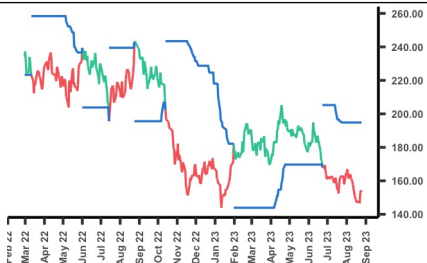
### Cocoa

Position	Long	P/L	42.40%
Entry Price	2434.0	Current Price	3466.0
Entry Date	04.11.22	Stop Loss	3008.0



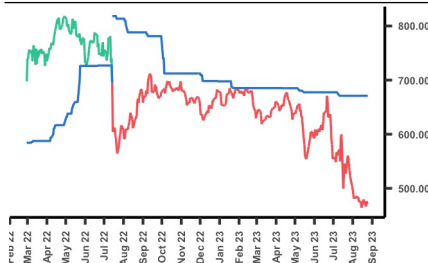
### Coffee

Position	Short	P/L	8.87%
Entry Price	168.05	Current Price	153.15
Entry Date	23.06.23	Stop Loss	194.85



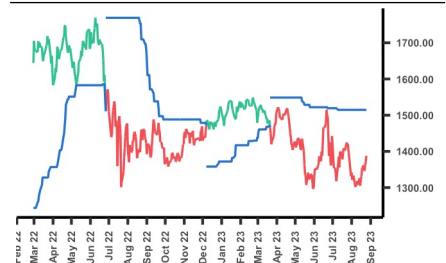
### Corn (CME)

Position	Short	P/L	32.27%
Entry Price	695.00	Current Price	470.75
Entry Date	14.07.22	Stop Loss	671.00



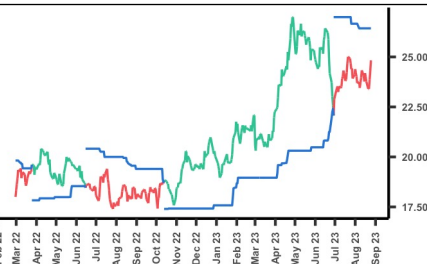
### Soybean (CME)

Position	Short	P/L	5.40%
Entry Price	1467.00	Current Price	1387.75
Entry Date	21.03.23	Stop Loss	1514.75



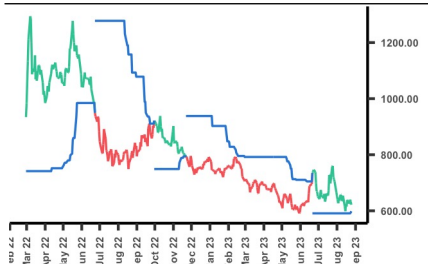
### Sugar

Position	Short	P/L	-12.51%
Entry Price	22.07	Current Price	24.83
Entry Date	29.06.23	Stop Loss	26.43



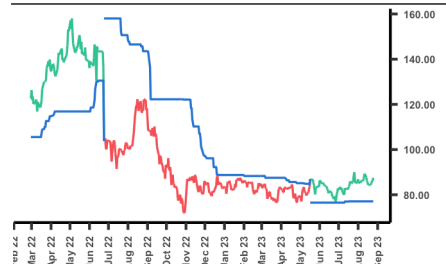
### Wheat (CBOT)

Position	Long	P/L	-15.35%
Entry Price	734.50	Current Price	621.75
Entry Date	21.06.23	Stop Loss	598.50



### Cotton

Position	Long	P/L	0.66%
Entry Price	86.94	Current Price	87.51
Entry Date	17.05.23	Stop Loss	77.07



# Trending Markets Today

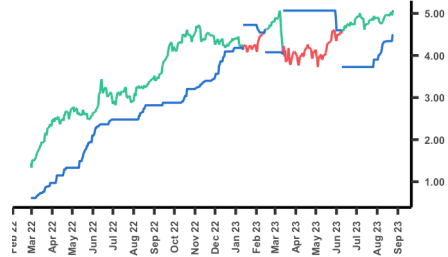
Global Cross-Asset Class Edition

## Interest Rates

Name	Position	Entry Date	Entry Price	Current Price	Stop Loss	P/L (In BPS)
<b>North America</b>						
US Government Bond 2Y	Long	09.06.23	4.60	5.08	4.48	47
United States Government Bond 10Y	Long	13.06.23	3.84	4.23	3.69	39
<b>European Region</b>						
UK Government Bond 2Y	Long	28.02.22	1.05	5.00	4.44	395
United Kingdom Government Bond 10Y	Long	27.02.23	3.81	4.45	4.21	64
Germany 2 Year Schatz Yield	Long	07.06.23	2.98	3.03	2.90	5
Germany Government Bond 10Y	Long	13.09.22	1.72	2.56	2.30	83
Italy 24 Month CTZ Yield	Long	28.02.22	-0.00	3.74	3.43	374
Italy Government Bond 10Y	Long	06.07.23	4.39	4.23	3.94	-16
France Government Bond 2Y	Long	07.06.23	3.08	3.22	3.02	14
France Government Bond 10Y	Long	27.12.22	3.05	3.08	2.83	3

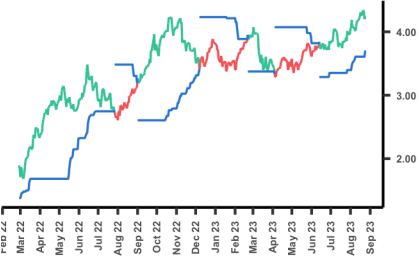
### US Government Bond 2Y

Position	Long	P/L (In BPS)	47
Entry Price	4.60	Current Price	5.08
Entry Date	09.06.23	Stop Loss	4.48



### United States Government Bond 10Y

Position	Long	P/L (In BPS)	39
Entry Price	3.84	Current Price	4.23
Entry Date	13.06.23	Stop Loss	3.69



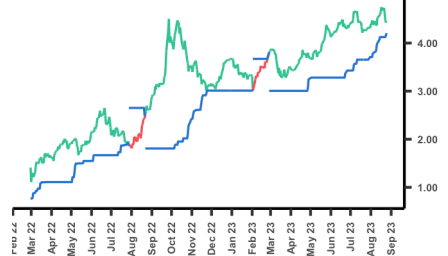
### UK Government Bond 2Y

Position	Long	P/L (In BPS)	395
Entry Price	1.05	Current Price	5.00
Entry Date	28.02.22	Stop Loss	4.44



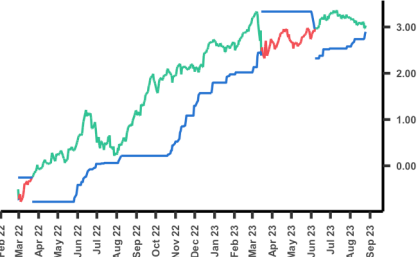
### United Kingdom Government Bond 10Y

Position	Long	P/L (In BPS)	64
Entry Price	3.81	Current Price	4.45
Entry Date	27.02.23	Stop Loss	4.21



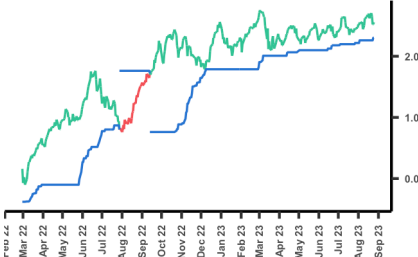
### Germany 2 Year Schatz Yield

Position	Long	P/L (In BPS)	5
Entry Price	2.98	Current Price	3.03
Entry Date	07.06.23	Stop Loss	2.90



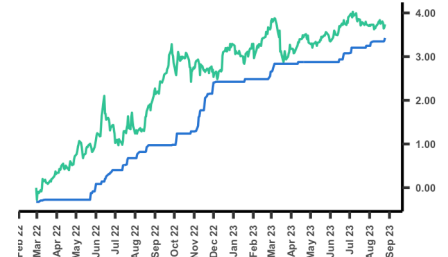
### Germany Government Bond 10Y

Position	Long	P/L (In BPS)	83
Entry Price	1.72	Current Price	2.56
Entry Date	13.09.22	Stop Loss	2.30



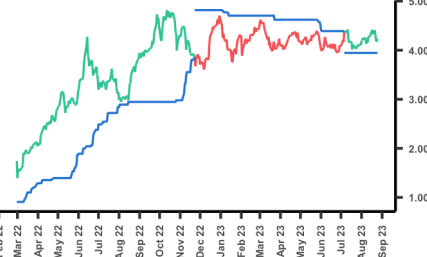
### Italy 24 Month CTZ Yield

Position	Long	P/L (In BPS)	374
Entry Price	-0.00	Current Price	3.74
Entry Date	28.02.22	Stop Loss	3.43



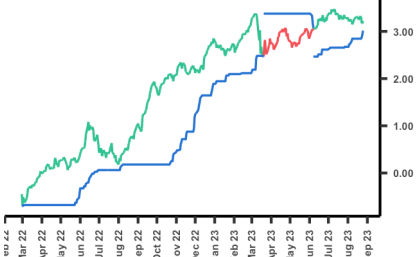
### Italy Government Bond 10Y

Position	Long	P/L (In BPS)	-16
Entry Price	4.39	Current Price	4.23
Entry Date	06.07.23	Stop Loss	3.94



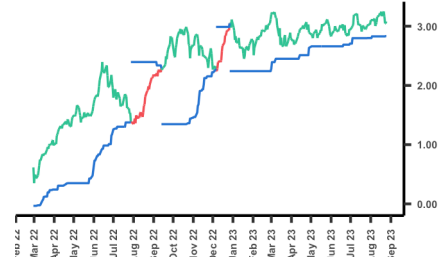
### France Government Bond 2Y

Position	Long	P/L (In BPS)	14
Entry Price	3.08	Current Price	3.22
Entry Date	07.06.23	Stop Loss	3.02



### France Government Bond 10Y

Position	Long	P/L (In BPS)	3
Entry Price	3.05	Current Price	3.08
Entry Date	27.12.22	Stop Loss	2.83



# Trending Markets Today

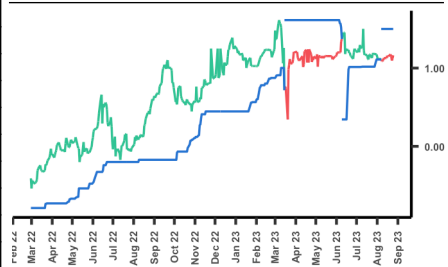
Global Cross-Asset Class Edition

## Interest Rates

Name	Position	Entry Date	Entry Price	Current Price	Stop Loss	P/L (In BPS)
<b>European Region</b>						
Switzerland 2 Year Note Yield	Short	07.08.23	1.11	1.16	1.50	-5
Switzerland Government Bond 10Y	Short	15.03.23	1.03	1.01	1.14	2
<b>Asia Pacific</b>						
Japan 2 Year Note Yield	Long	10.07.23	-0.03	0.01	-0.08	4
Japan Government Bond 10Y	Long	17.07.23	0.49	0.66	0.35	17
China Government Bond 2Y	Short	27.04.23	2.30	2.11	2.22	19
China Government Bond 10Y	Short	16.03.23	2.86	2.57	2.72	29
India Government Bond 2Y	Long	05.07.23	7.03	7.10	6.79	7
India Government Bond 10Y	Long	28.07.23	7.16	7.21	6.98	5
Australia 2 Year Note Yield	Long	29.05.23	3.61	3.89	3.76	28
Australia Government Bond 10Y	Long	05.06.23	3.77	4.14	3.65	37

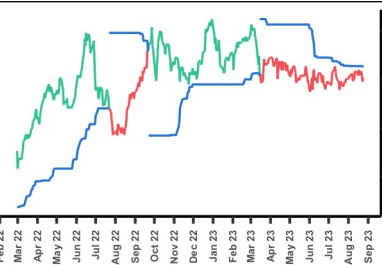
### Switzerland 2 Year Note Yield

Position	Short	P/L (In BPS)	-5
Entry Price	1.11	Current Price	1.16
Entry Date	07.08.23	Stop Loss	1.50



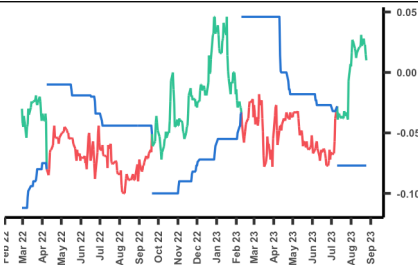
### Switzerland Government Bond 10Y

Position	Short	P/L (In BPS)	2
Entry Price	1.03	Current Price	1.01
Entry Date	15.03.23	Stop Loss	1.14



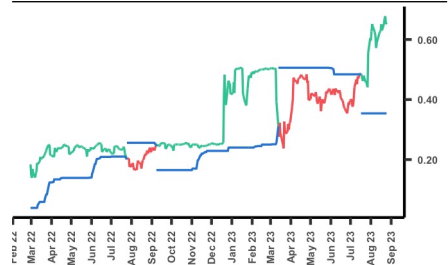
### Japan 2 Year Note Yield

Position	Long	P/L (In BPS)	4
Entry Price	-0.03	Current Price	0.01
Entry Date	10.07.23	Stop Loss	-0.08



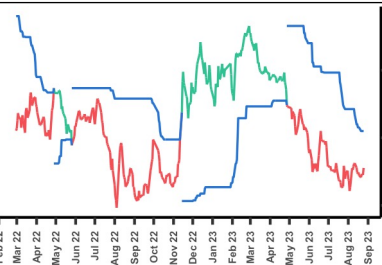
### Japan Government Bond 10Y

Position	Long	P/L (In BPS)	17
Entry Price	0.49	Current Price	0.66
Entry Date	17.07.23	Stop Loss	0.35



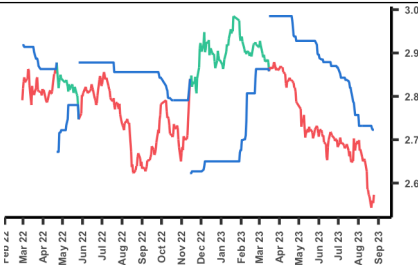
### China Government Bond 2Y

Position	Short	P/L (In BPS)	19
Entry Price	2.30	Current Price	2.11
Entry Date	27.04.23	Stop Loss	2.22



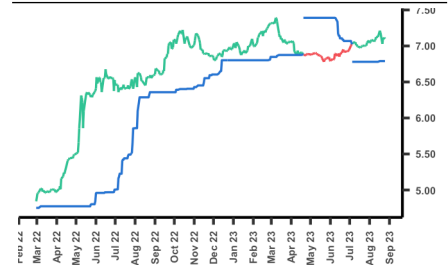
### China Government Bond 10Y

Position	Short	P/L (In BPS)	29
Entry Price	2.86	Current Price	2.57
Entry Date	16.03.23	Stop Loss	2.72



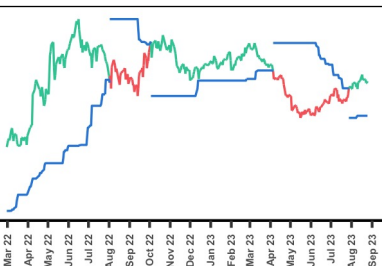
### India Government Bond 2Y

Position	Long	P/L (In BPS)	7
Entry Price	7.03	Current Price	7.10
Entry Date	05.07.23	Stop Loss	6.79



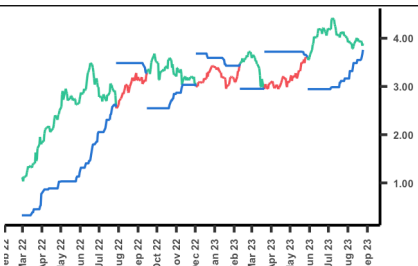
### India Government Bond 10Y

Position	Long	P/L (In BPS)	5
Entry Price	7.16	Current Price	7.21
Entry Date	28.07.23	Stop Loss	6.98



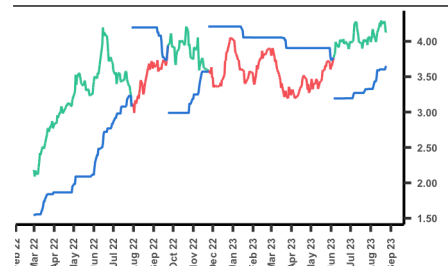
### Australia 2 Year Note Yield

Position	Long	P/L (In BPS)	28
Entry Price	3.61	Current Price	3.89
Entry Date	29.05.23	Stop Loss	3.76



### Australia Government Bond 10Y

Position	Long	P/L (In BPS)	37
Entry Price	3.77	Current Price	4.14
Entry Date	05.06.23	Stop Loss	3.65





# Trending Markets Today

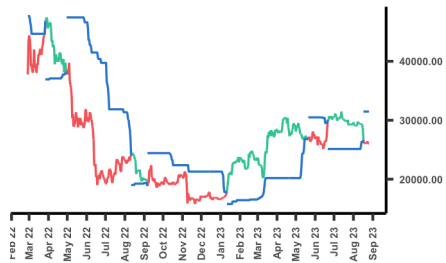
Global Cross-Asset Class Edition

## Cryptocurrencies

Name	Position	Entry Date	Entry Price	Current Price	Stop Loss	P/L
<b>Majors</b>						
Bitcoin	Short	17.08.23	26664.55	26008.46	31476.05	2.46%
Ethereum	Short	17.08.23	1684.93	1646.31	2006.51	2.29%
Binance Coin	Short	21.05.23	306.51	216.36	256.49	29.41%
XRP	Long	21.03.23	0.4697	0.5235	0.4637	11.45%
Cardano	Short	05.06.23	0.3520	0.2610	0.3577	25.87%
Solana	Long	08.07.23	21.86	20.28	15.99	-7.22%
Polkadot [IOU]	Short	17.08.23	4.44	4.50	5.55	-1.50%
Dogecoin	Short	17.08.23	0.06119	0.06287	0.08185	-2.75%
Polygon	Short	21.04.23	1.0127	0.5481	0.8497	45.87%
Shiba Inu	Long	04.08.23	0.00000867	0.00000809	0.00000716	-6.70%

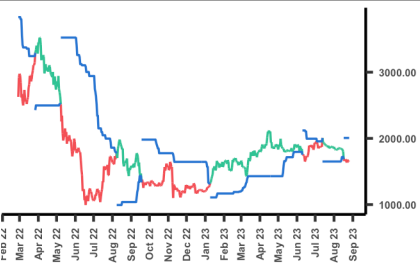
### Bitcoin

Position	Short	P/L	2.46%
Entry Price	26664.55	Current Price	26008.46
Entry Date	17.08.23	Stop Loss	31476.05



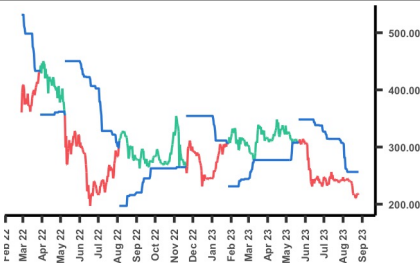
### Ethereum

Position	Short	P/L	2.29%
Entry Price	1684.93	Current Price	1646.31
Entry Date	17.08.23	Stop Loss	2006.51



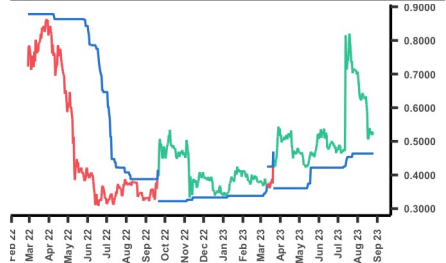
### Binance Coin

Position	Short	P/L	29.41%
Entry Price	306.51	Current Price	216.36
Entry Date	21.05.23	Stop Loss	256.49



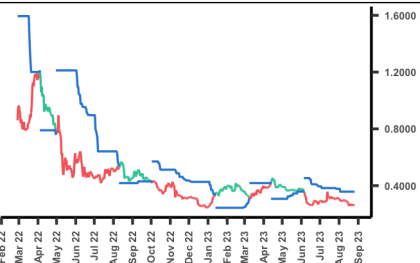
### XRP

Position	Long	P/L	11.45%
Entry Price	0.4697	Current Price	0.5235
Entry Date	21.03.23	Stop Loss	0.4637



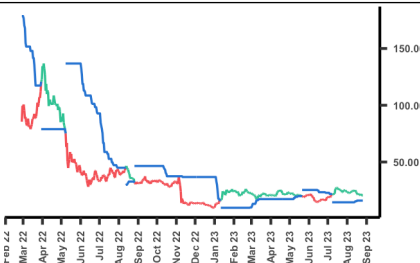
### Cardano

Position	Short	P/L	25.87%
Entry Price	0.3520	Current Price	0.2610
Entry Date	05.06.23	Stop Loss	0.3577



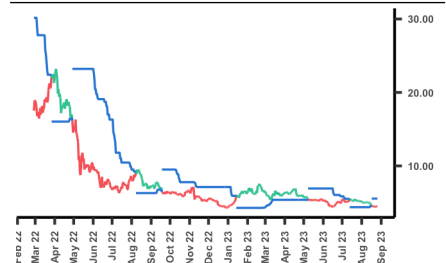
### Solana

Position	Long	P/L	-7.22%
Entry Price	21.86	Current Price	20.28
Entry Date	08.07.23	Stop Loss	15.99



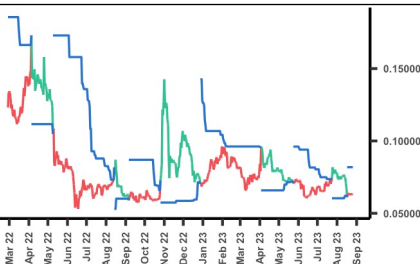
### Polkadot [IOU]

Position	Short	P/L	-1.50%
Entry Price	4.44	Current Price	4.50
Entry Date	17.08.23	Stop Loss	5.55



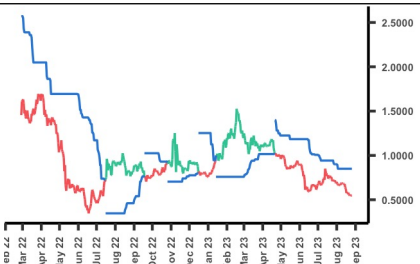
### Dogecoin

Position	Short	P/L	-2.75%
Entry Price	0.06119	Current Price	0.06287
Entry Date	17.08.23	Stop Loss	0.08185



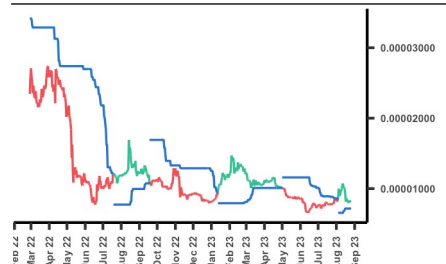
### Polygon

Position	Short	P/L	45.87%
Entry Price	1.0127	Current Price	0.5481
Entry Date	21.04.23	Stop Loss	0.8497



### Shiba Inu

Position	Long	P/L	-6.70%
Entry Price	0.00000867	Current Price	0.00000809
Entry Date	04.08.23	Stop Loss	0.00000716



# Appendix

## **A note on provided metrics in tables and charts**

The following metrics are calculated and updated based on market closing prices:

- Position
- Entry Date
- Entry Price
- Current Price
- Stop Loss
- P/L

Signals are triggered end of day. The Entry Price and Entry Date in the tables and charts are based on the closing price from the day that the signals were generated.

## **A note on historical data**

The data used in this report is adjusted for corporate actions and dividends for stocks and based on continuous futures for financial futures (with the current contract in front). If a financial future is rolled over to the next month or a stock pays a dividend or undergoes a split, the whole historical data set is adjusted. This methodology is applied to have no gaps in the data. Such changes are reflected in the data of this report as well.

## **A note on position sizing**

This report does not cover position sizing. Readers must always size positions to manage their risk (e.g. Position Risk, Total Portfolio Risk, etc.).

## **Disclaimer**

Trading in financial markets is subject to market risk and losses can be substantial. Readers must fully understand the risks involved and do only invest money according to their risk-bearing capacity. This reports' trading signals are based on proprietary calculations and are for informational purposes only. The author of this report is not a licensed investment advisor.

The information published in this newsletter should not be used to make trading decisions. Acting on any information, thought and view in this report is at the reader's own risk. The publisher of this report is not liable for any loss in any case. EOD Historical Data provides all market data. Market data errors can occur and may wrongly affect signals. The publisher of this report will not take responsibility for errors in data, accuracy of signals and potential losses incurred by readers.