

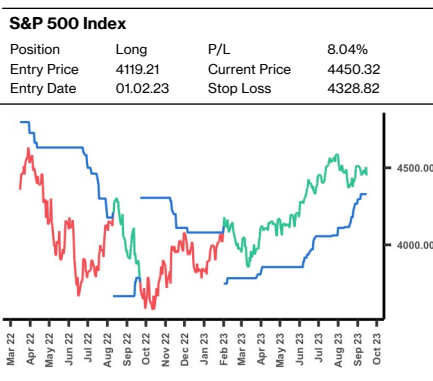
Trending Markets Today

Global Cross-Asset Class Edition

Global Stock Markets Page 1-2	Foreign Exchange Page 3-4	Commodities Page 5-6	Interest Rates Page 7-8	Cryptocurrencies Page 9
---	-------------------------------------	--------------------------------	-----------------------------------	-----------------------------------

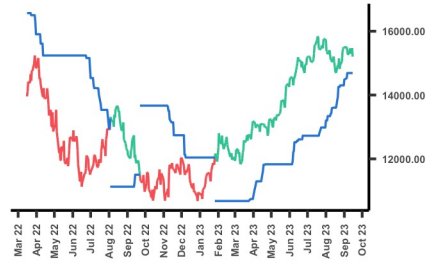
Global Stock Markets

Name	Position	Entry Date	Entry Price	Current Price	Stop Loss	P/L
North America						
S&P 500 Index	Long	01.02.23	4119.21	4450.32	4328.82	8.04%
Nasdaq 100	Long	26.01.23	12051.48	15202.40	14689.02	26.15%
S&P TSX Composite Index (Canada)	Long	31.07.23	20626.60	20622.30	19418.20	-0.02%
Central & South America						
BOVESPA Index	Long	18.05.23	110108.00	118758.00	114429.00	7.86%
S&P Merval	Long	26.05.22	93710.99	567513.38	409622.69	505.60%
Mexico S&P/BMV IPC	Short	31.08.23	53020.98	51351.60	54910.93	3.15%
European Region						
EuroStoxx 50 Index	Short	18.08.23	4212.95	4295.05	4471.31	-1.95%
DAX Index	Long	27.07.23	16406.03	15893.53	15528.54	-3.12%
CAC All-Tradable	Long	31.07.23	5592.27	5497.91	5287.71	-1.69%
IBEX 35 Index	Long	22.11.22	8325.00	9549.70	9248.80	14.71%



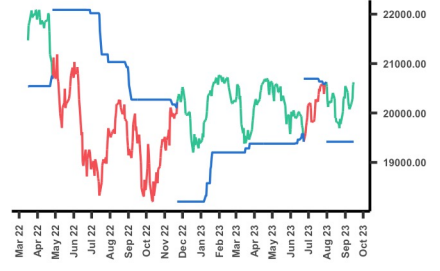
Nasdaq 100

Position	Long	P/L	26.15%
Entry Price	12051.48	Current Price	15202.40
Entry Date	26.01.23	Stop Loss	14689.02



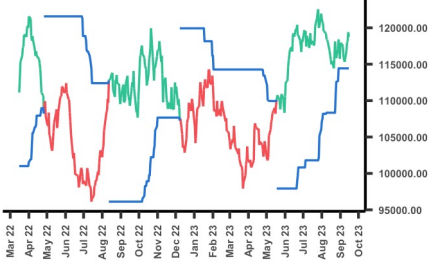
S&P TSX Composite Index (Canada)

Position	Long	P/L	-0.02%
Entry Price	20626.60	Current Price	20622.30
Entry Date	31.07.23	Stop Loss	19418.20



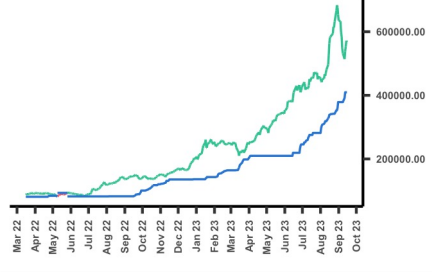
BOVESPA Index

Position	Long	P/L	7.86%
Entry Price	110108.00	Current Price	118758.00
Entry Date	18.05.23	Stop Loss	114429.00



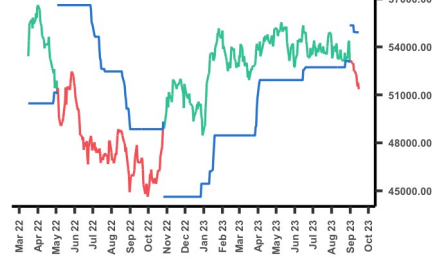
S&P Merval

Position	Long	P/L	505.60%
Entry Price	93710.99	Current Price	567513.38
Entry Date	26.05.22	Stop Loss	409622.69



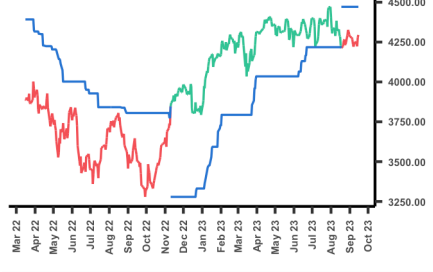
Mexico S&P/BMV IPC

Position	Short	P/L	3.15%
Entry Price	53020.98	Current Price	51351.60
Entry Date	31.08.23	Stop Loss	54910.93



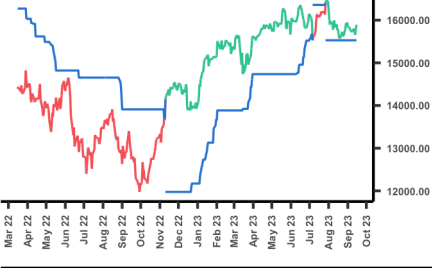
EuroStoxx 50 Index

Position	Short	P/L	-1.95%
Entry Price	4212.95	Current Price	4295.05
Entry Date	18.08.23	Stop Loss	4471.31



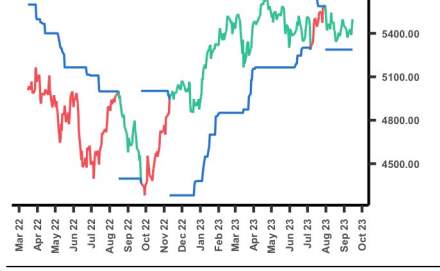
DAX Index

Position	Long	P/L	-3.12%
Entry Price	16406.03	Current Price	15893.53
Entry Date	27.07.23	Stop Loss	15528.54



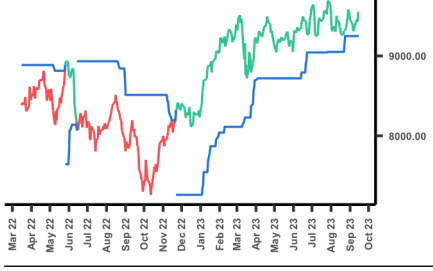
CAC All-Tradable

Position	Long	P/L	-1.69%
Entry Price	5592.27	Current Price	5497.91
Entry Date	31.07.23	Stop Loss	5287.71



IBEX 35 Index

Position	Long	P/L	14.71%
Entry Price	8325.00	Current Price	9549.70
Entry Date	22.11.22	Stop Loss	9248.80



Trending Markets Today

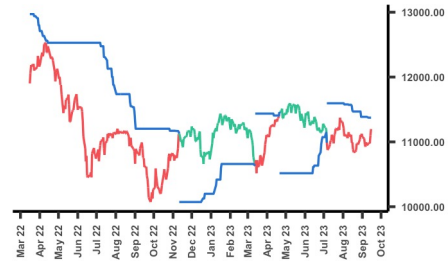
Global Cross-Asset Class Edition

Global Stock Markets

Name	Position	Entry Date	Entry Price	Current Price	Stop Loss	P/L
European Region						
Swiss Market Index	Short	06.07.23	10986.78	11197.72	11373.21	-1.92%
Middle East						
BIST 100	Long	06.06.23	5388.80	7961.98	5186.83	47.75%
Tadawul All Share	Short	07.09.23	11215.56	11154.54	11906.13	0.54%
Asia Pacific						
Nikkei 225	Long	06.03.23	28237.78	33533.09	31450.76	18.75%
Hang Seng (Hong Kong)	Short	20.03.23	19000.71	18182.89	20078.94	4.30%
Shanghai Composite	Short	24.05.23	3204.75	3117.74	3291.04	2.72%
BSE Sensex 30	Long	02.05.23	61354.71	67838.63	62970.00	10.57%
Australia All Ordinaries	Long	25.07.23	7554.70	7482.60	7206.90	-0.95%

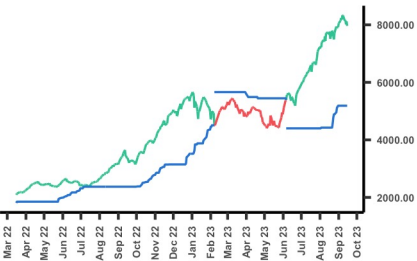
Swiss Market Index

Position	Short	P/L	-1.92%
Entry Price	10986.78	Current Price	11197.72
Entry Date	06.07.23	Stop Loss	11373.21



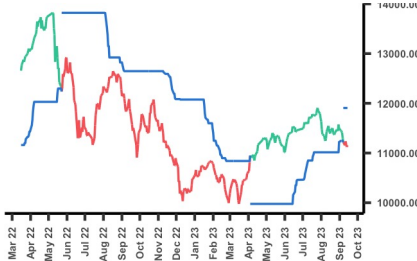
BIST 100

Position	Long	P/L	47.75%
Entry Price	5388.80	Current Price	7961.98
Entry Date	06.06.23	Stop Loss	5186.83



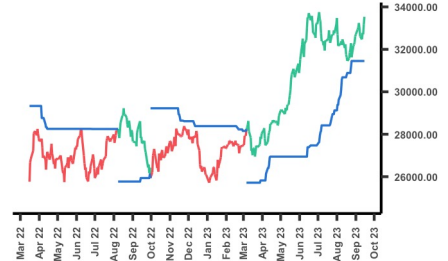
Tadawul All Share

Position	Short	P/L	0.54%
Entry Price	11215.56	Current Price	11154.54
Entry Date	07.09.23	Stop Loss	11906.13



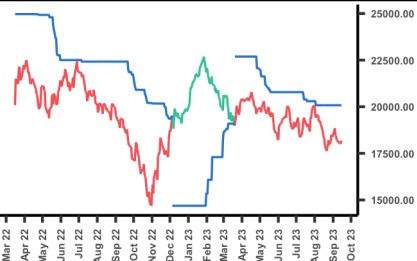
Nikkei 225

Position	Long	P/L	18.75%
Entry Price	28237.78	Current Price	33533.09
Entry Date	06.03.23	Stop Loss	31450.76



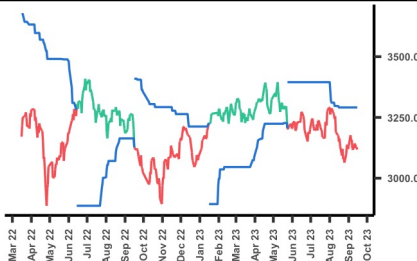
Hang Seng (Hong Kong)

Position	Short	P/L	4.30%
Entry Price	19000.71	Current Price	18182.89
Entry Date	20.03.23	Stop Loss	20078.94



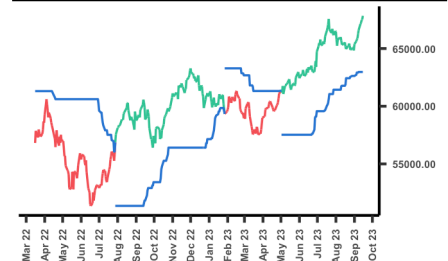
Shanghai Composite

Position	Short	P/L	2.72%
Entry Price	3204.75	Current Price	3117.74
Entry Date	24.05.23	Stop Loss	3291.04



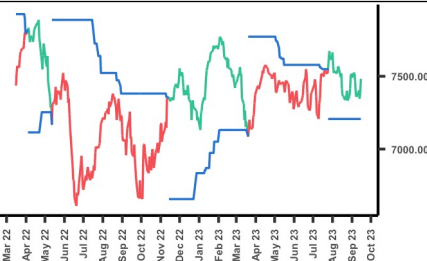
BSE Sensex 30

Position	Long	P/L	10.57%
Entry Price	61354.71	Current Price	67838.63
Entry Date	02.05.23	Stop Loss	62970.00



Australia All Ordinaries

Position	Long	P/L	-0.95%
Entry Price	7554.70	Current Price	7482.60
Entry Date	25.07.23	Stop Loss	7206.90



Trending Markets Today

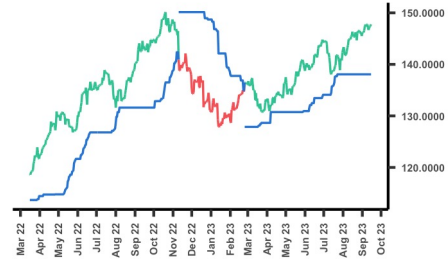
Global Cross-Asset Class Edition

Foreign Exchange

Name	Position	Entry Date	Entry Price	Current Price	Stop Loss	P/L
USD						
USDJPY	Long	24.02.23	136.460	147.770	138.065	8.29%
USDCHF	Long	06.09.23	0.8894	0.8964	0.8577	0.79%
USDIDR	Long	26.06.23	15015.0	15352.5	14957.5	2.25%
USDCNY	Long	16.05.23	6.9787	7.2744	7.1364	4.24%
USDINR	Long	16.03.22	76.2000	83.0690	81.7950	9.01%
USDBRL	Short	01.02.23	5.0552	4.8674	4.9892	3.71%
USDMXN	Long	05.09.23	17.3950	17.0643	16.6686	-1.90%
USD RUB	Long	10.10.22	63.8100	95.8000	84.4100	50.13%
USDTRY	Long	16.03.22	14.6354	26.9940	25.7874	84.44%
USDZAR	Long	05.09.23	19.2107	19.0038	17.5491	-1.08%

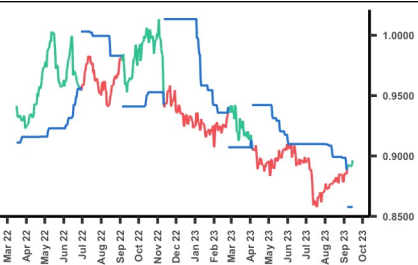
USDJPY

Position	Long	P/L	8.29%
Entry Price	136.460	Current Price	147.770
Entry Date	24.02.23	Stop Loss	138.065



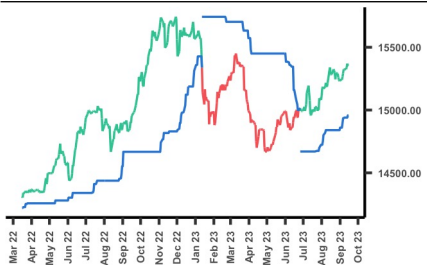
USDCHF

Position	Long	P/L	0.79%
Entry Price	0.8894	Current Price	0.8964
Entry Date	06.09.23	Stop Loss	0.8577



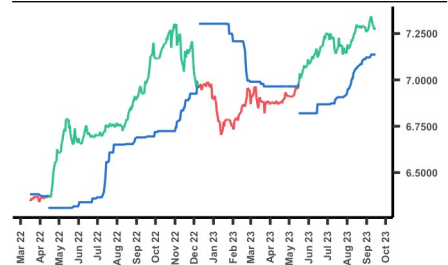
USDIDR

Position	Long	P/L	2.25%
Entry Price	15015.0	Current Price	15352.5
Entry Date	26.06.23	Stop Loss	14957.5



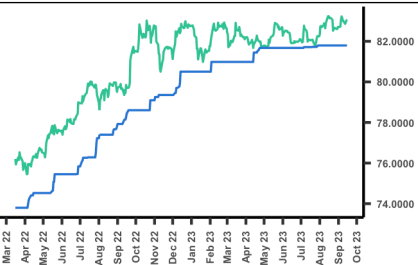
USDCNY

Position	Long	P/L	4.24%
Entry Price	6.9787	Current Price	7.2744
Entry Date	16.05.23	Stop Loss	7.1364



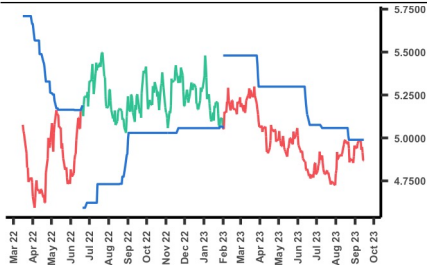
USDINR

Position	Long	P/L	9.01%
Entry Price	76.2000	Current Price	83.0690
Entry Date	16.03.22	Stop Loss	81.7950



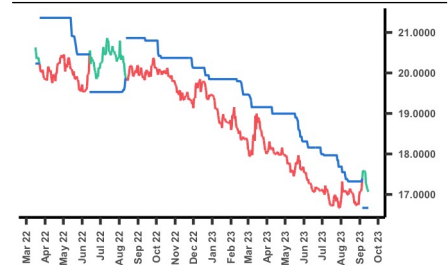
USDBRL

Position	Short	P/L	3.71%
Entry Price	5.0552	Current Price	4.8674
Entry Date	01.02.23	Stop Loss	4.9892



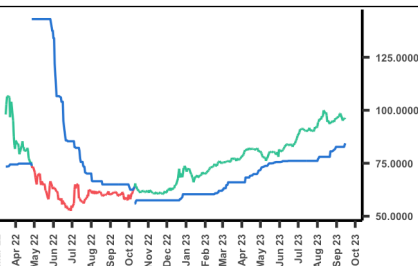
USDMXN

Position	Long	P/L	-1.90%
Entry Price	17.3950	Current Price	17.0643
Entry Date	05.09.23	Stop Loss	16.6686



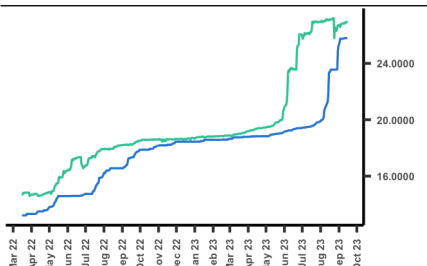
USD RUB

Position	Long	P/L	50.13%
Entry Price	63.8100	Current Price	95.8000
Entry Date	10.10.22	Stop Loss	84.4100



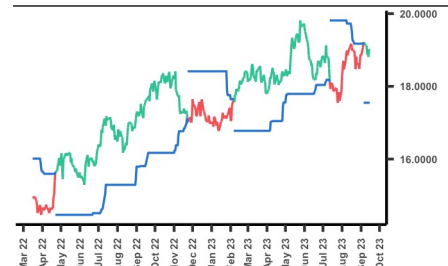
USDTRY

Position	Long	P/L	84.44%
Entry Price	14.6354	Current Price	26.9940
Entry Date	16.03.22	Stop Loss	25.7874



USDZAR

Position	Long	P/L	-1.08%
Entry Price	19.2107	Current Price	19.0038
Entry Date	05.09.23	Stop Loss	17.5491



Trending Markets Today

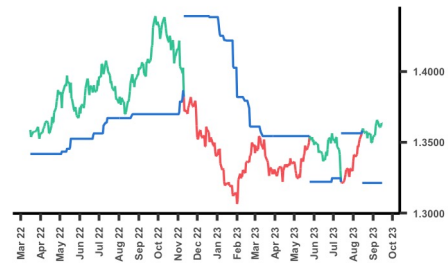
Global Cross-Asset Class Edition

Foreign Exchange

Name	Position	Entry Date	Entry Price	Current Price	Stop Loss	P/L
USD						
USDSGD	Long	15.08.23	1.3584	1.3632	1.3213	0.35%
EUR						
EURUSD	Short	24.08.23	1.0809	1.0655	1.1234	1.42%
EURGBP	Short	20.03.23	0.8733	0.8598	0.8663	1.55%
EURJPY	Long	17.02.23	143.761	157.520	153.010	9.57%
EURCHF	Short	03.05.23	0.9778	0.9566	0.9645	2.17%
GBP						
GBPUSD	Short	24.08.23	1.2599	1.2389	1.3133	1.67%
GBPJPY	Long	03.04.23	164.415	183.130	178.445	11.38%
GBPCHF	Short	19.07.23	1.1100	1.1112	1.1382	-0.11%
GBPAUD	Long	10.03.23	1.8288	1.9256	1.8980	5.29%
AUD						
AUDUSD	Short	09.08.23	0.6528	0.6432	0.6889	1.47%

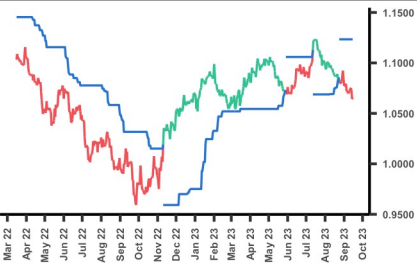
USDSGD

Position	Long	P/L	0.35%
Entry Price	1.3584	Current Price	1.3632
Entry Date	15.08.23	Stop Loss	1.3213



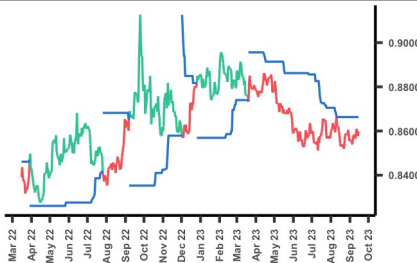
EURUSD

Position	Short	P/L	1.42%
Entry Price	1.0809	Current Price	1.0655
Entry Date	24.08.23	Stop Loss	1.1234



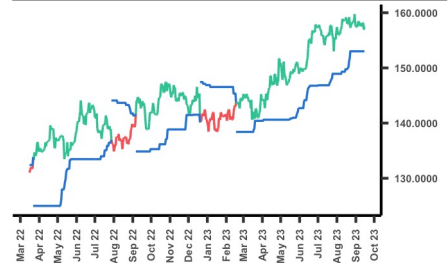
EURGBP

Position	Short	P/L	1.55%
Entry Price	0.8733	Current Price	0.8598
Entry Date	20.03.23	Stop Loss	0.8663



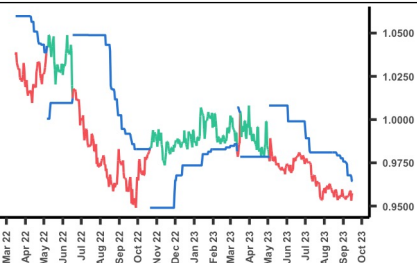
EURJPY

Position	Long	P/L	9.57%
Entry Price	143.761	Current Price	157.520
Entry Date	17.02.23	Stop Loss	153.010



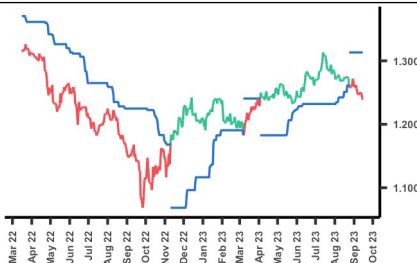
EURCHF

Position	Short	P/L	2.17%
Entry Price	0.9778	Current Price	0.9566
Entry Date	03.05.23	Stop Loss	0.9645



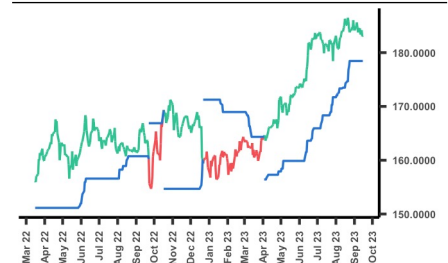
GBPUSD

Position	Short	P/L	1.67%
Entry Price	1.2599	Current Price	1.2389
Entry Date	24.08.23	Stop Loss	1.3133



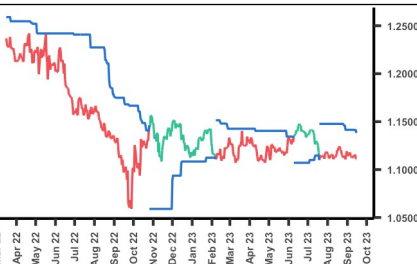
GBPJPY

Position	Long	P/L	11.38%
Entry Price	164.415	Current Price	183.130
Entry Date	03.04.23	Stop Loss	178.445



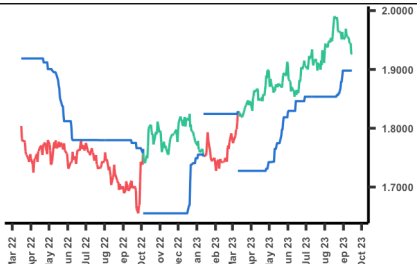
GBPCHF

Position	Short	P/L	-0.11%
Entry Price	1.1100	Current Price	1.1112
Entry Date	19.07.23	Stop Loss	1.1382



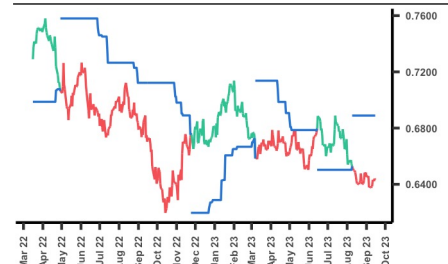
GBPAUD

Position	Long	P/L	5.29%
Entry Price	1.8288	Current Price	1.9256
Entry Date	10.03.23	Stop Loss	1.8980



AUDUSD

Position	Short	P/L	1.47%
Entry Price	0.6528	Current Price	0.6432
Entry Date	09.08.23	Stop Loss	0.6889



Trending Markets Today

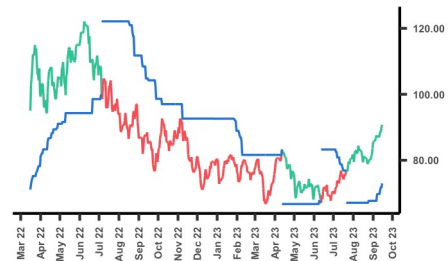
Global Cross-Asset Class Edition

Commodities

Name	Position	Entry Date	Entry Price	Current Price	Stop Loss	P/L
Energy						
Crude Oil	Long	21.07.23	77.07	90.77	72.99	17.78%
ICE Brent Crude	Long	24.07.23	82.74	93.93	72.26	13.52%
Lead	Long	24.07.23	2175.0	2261.0	2050.5	3.95%
Natural Gas (CME)	Long	18.05.23	2.715	2.644	2.477	-2.62%
Metals						
Gold (COMEX)	Short	22.06.23	1923.7	1946.2	1980.8	-1.17%
Silver	Long	19.07.23	25.387	23.386	22.535	-7.88%
Copper	Long	31.07.23	4.0080	3.7635	3.6515	-6.10%
Nickel	Short	23.02.23	25387.0	19924.0	22450.0	21.52%
Aluminum	Short	11.05.23	2211.0	2190.0	2282.5	0.95%
Palladium	Short	30.05.23	1378.6	1243.8	1311.6	9.78%

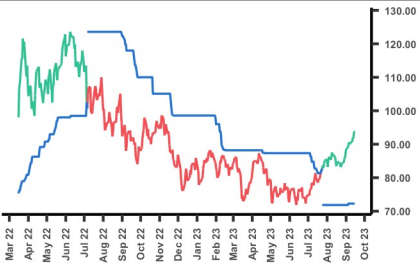
Crude Oil

Position	Long	P/L	17.78%
Entry Price	77.07	Current Price	90.77
Entry Date	21.07.23	Stop Loss	72.99



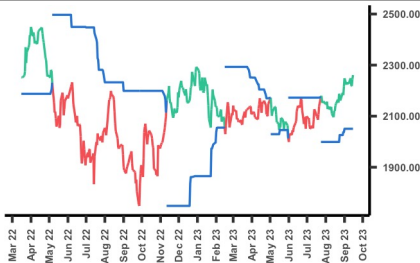
ICE Brent Crude

Position	Long	P/L	13.52%
Entry Price	82.74	Current Price	93.93
Entry Date	24.07.23	Stop Loss	72.26



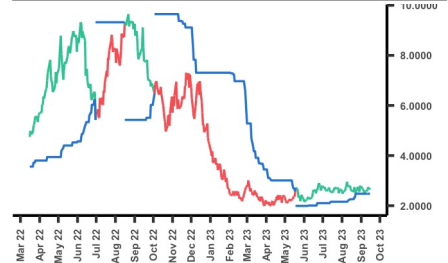
Lead

Position	Long	P/L	3.95%
Entry Price	2175.0	Current Price	2261.0
Entry Date	24.07.23	Stop Loss	2050.5



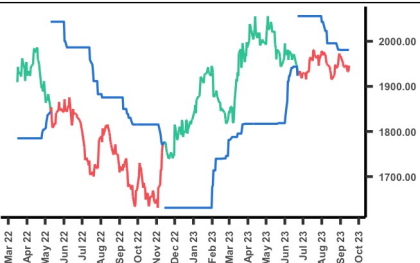
Natural Gas (CME)

Position	Long	P/L	-2.62%
Entry Price	2.715	Current Price	2.644
Entry Date	18.05.23	Stop Loss	2.477



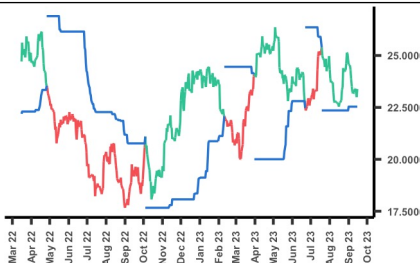
Gold (COMEX)

Position	Short	P/L	-1.17%
Entry Price	1923.7	Current Price	1946.2
Entry Date	22.06.23	Stop Loss	1980.8



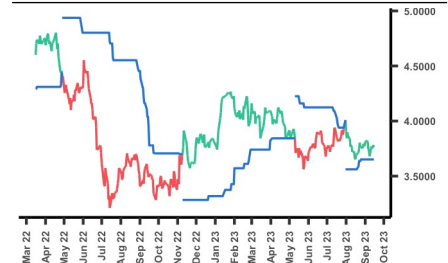
Silver

Position	Long	P/L	-7.88%
Entry Price	25.387	Current Price	23.386
Entry Date	19.07.23	Stop Loss	22.535



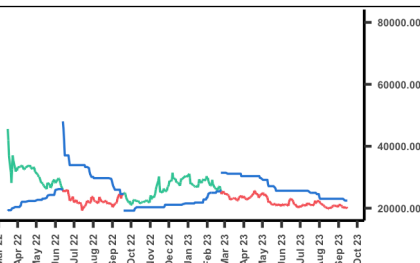
Copper

Position	Long	P/L	-6.10%
Entry Price	4.0080	Current Price	3.7635
Entry Date	31.07.23	Stop Loss	3.6515



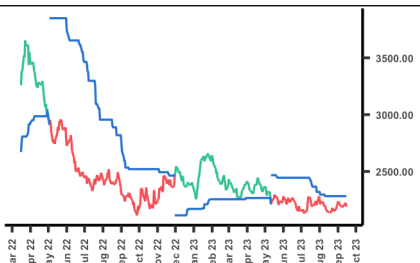
Nickel

Position	Short	P/L	21.52%
Entry Price	25387.0	Current Price	19924.0
Entry Date	23.02.23	Stop Loss	22450.0



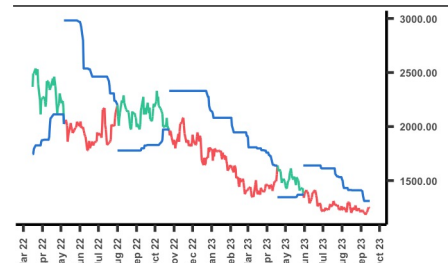
Aluminum

Position	Short	P/L	0.95%
Entry Price	2211.0	Current Price	2190.0
Entry Date	11.05.23	Stop Loss	2282.5



Palladium

Position	Short	P/L	9.78%
Entry Price	1378.6	Current Price	1243.8
Entry Date	30.05.23	Stop Loss	1311.6

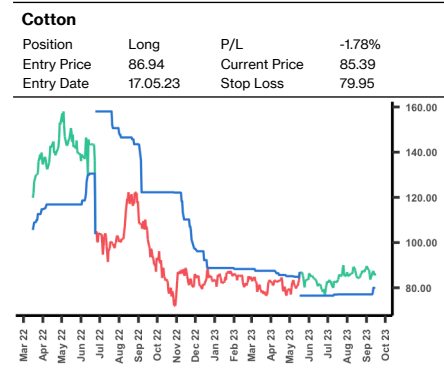
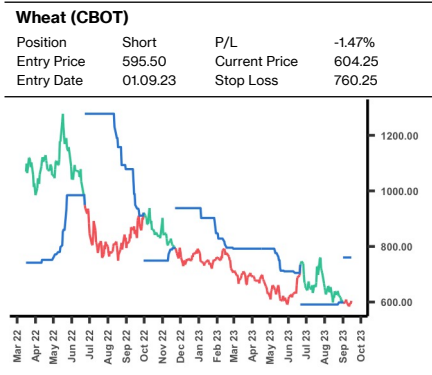
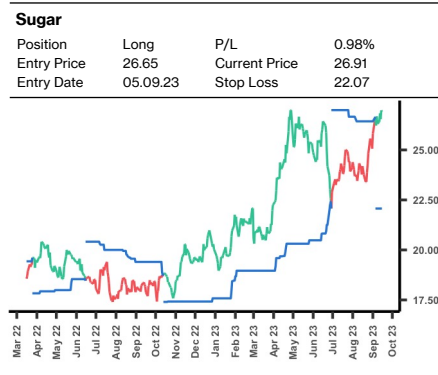
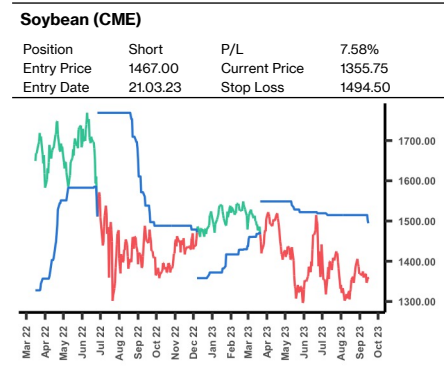
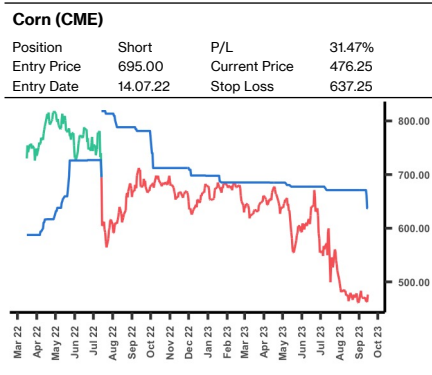
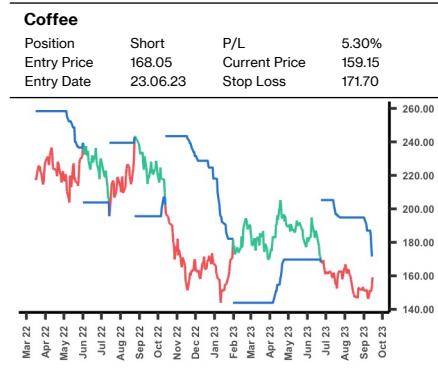
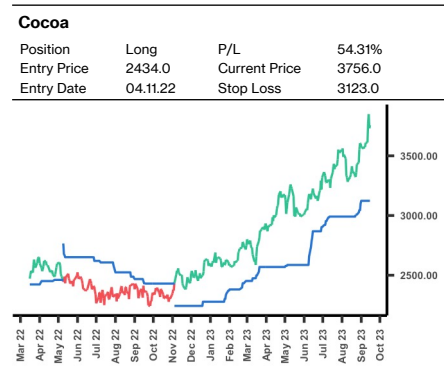
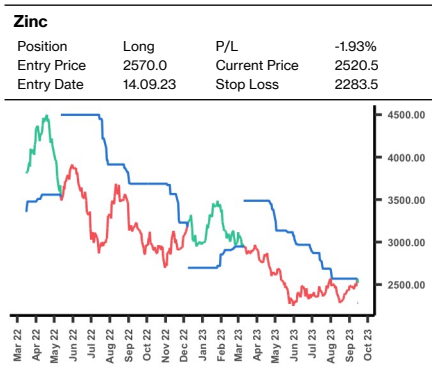
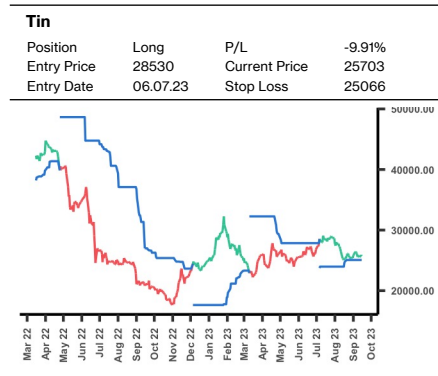
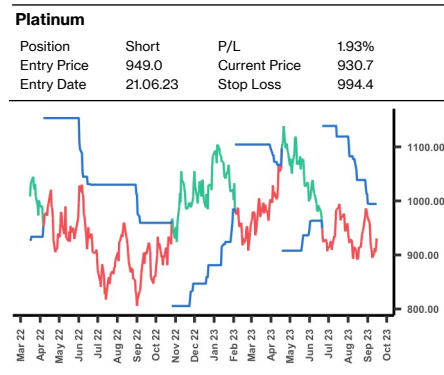


Trending Markets Today

Global Cross-Asset Class Edition

Commodities

Name	Position	Entry Date	Entry Price	Current Price	Stop Loss	P/L
Metals						
Platinum	Short	21.06.23	949.0	930.7	994.4	1.93%
Tin	Long	06.07.23	28530	25703	25066	-9.91%
Zinc	Long	14.09.23	2570.0	2520.5	2283.5	-9.93%
Agriculture						
Cocoa	Long	04.11.22	2434.0	3756.0	3123.0	54.31%
Coffee	Short	23.06.23	168.05	159.15	171.70	5.30%
Corn (CME)	Short	14.07.22	695.00	476.25	637.25	31.47%
Soybean (CME)	Short	21.03.23	1467.00	1355.75	1494.50	7.58%
Sugar	Long	05.09.23	26.65	26.91	22.07	0.98%
Wheat (CBOT)	Short	01.09.23	595.50	604.25	760.25	-1.47%
Cotton	Long	17.05.23	86.94	85.39	79.95	-1.78%



Trending Markets Today

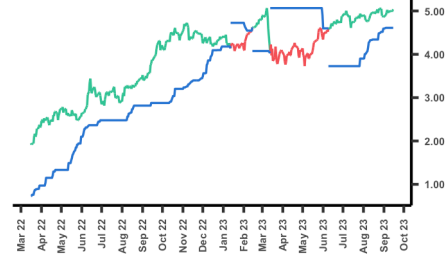
Global Cross-Asset Class Edition

Interest Rates

Name	Position	Entry Date	Entry Price	Current Price	Stop Loss	P/L (In BPS)
North America						
US Government Bond 2Y	Long	09.06.23	4.60	5.04	4.61	43
United States Government Bond 10Y	Long	13.06.23	3.84	4.34	3.71	50
European Region						
UK Government Bond 2Y	Long	16.03.22	1.40	5.03	4.86	363
United Kingdom Government Bond 10Y	Long	27.02.23	3.81	4.36	4.21	55
Germany 2 Year Schatz Yield	Long	07.06.23	2.98	3.22	2.97	24
Germany Government Bond 10Y	Long	13.09.22	1.72	2.68	2.30	95
Italy 24 Month CTZ Yield	Long	16.03.22	0.11	3.89	3.62	378
Italy Government Bond 10Y	Long	06.07.23	4.39	4.50	3.94	10
France Government Bond 2Y	Long	07.06.23	3.08	3.44	3.15	36
France Government Bond 10Y	Long	27.12.22	3.05	3.22	2.83	18

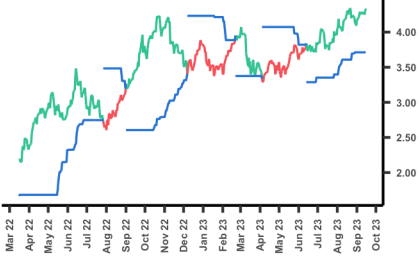
US Government Bond 2Y

Position	Long	P/L (In BPS)	43
Entry Price	4.60	Current Price	5.04
Entry Date	09.06.23	Stop Loss	4.61



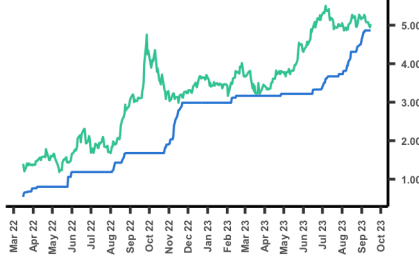
United States Government Bond 10Y

Position	Long	P/L (In BPS)	50
Entry Price	3.84	Current Price	4.34
Entry Date	13.06.23	Stop Loss	3.71



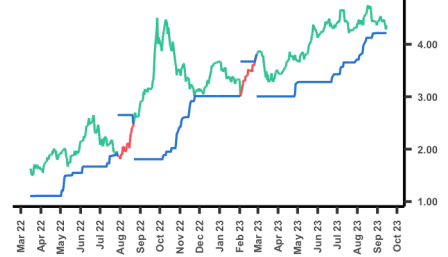
UK Government Bond 2Y

Position	Long	P/L (In BPS)	363
Entry Price	1.40	Current Price	5.03
Entry Date	16.03.22	Stop Loss	4.86



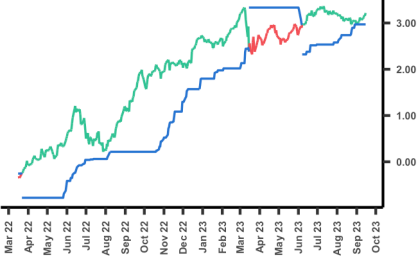
United Kingdom Government Bond 10Y

Position	Long	P/L (In BPS)	55
Entry Price	3.81	Current Price	4.36
Entry Date	27.02.23	Stop Loss	4.21



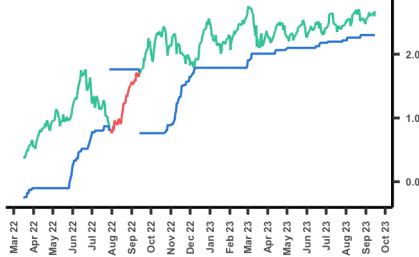
Germany 2 Year Schatz Yield

Position	Long	P/L (In BPS)	24
Entry Price	2.98	Current Price	3.22
Entry Date	07.06.23	Stop Loss	2.97



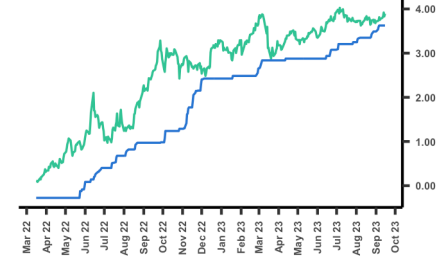
Germany Government Bond 10Y

Position	Long	P/L (In BPS)	95
Entry Price	1.72	Current Price	2.68
Entry Date	13.09.22	Stop Loss	2.30



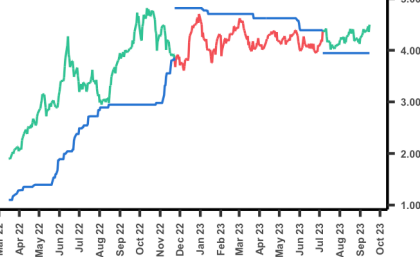
Italy 24 Month CTZ Yield

Position	Long	P/L (In BPS)	378
Entry Price	0.11	Current Price	3.89
Entry Date	16.03.22	Stop Loss	3.62



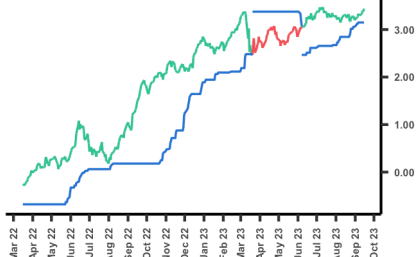
Italy Government Bond 10Y

Position	Long	P/L (In BPS)	10
Entry Price	4.39	Current Price	4.50
Entry Date	06.07.23	Stop Loss	3.94



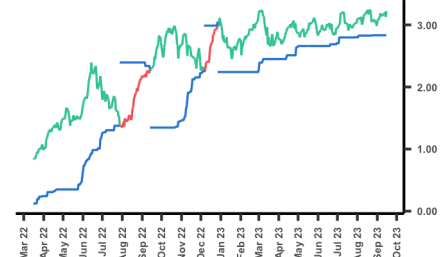
France Government Bond 2Y

Position	Long	P/L (In BPS)	36
Entry Price	3.08	Current Price	3.44
Entry Date	07.06.23	Stop Loss	3.15



France Government Bond 10Y

Position	Long	P/L (In BPS)	18
Entry Price	3.05	Current Price	3.22
Entry Date	27.12.22	Stop Loss	2.83

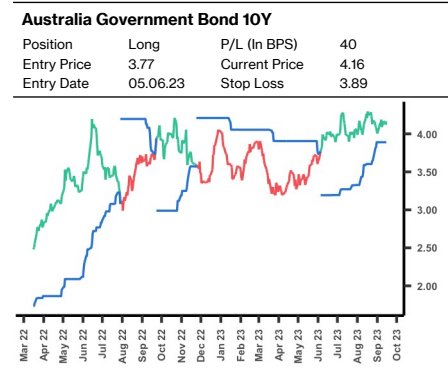
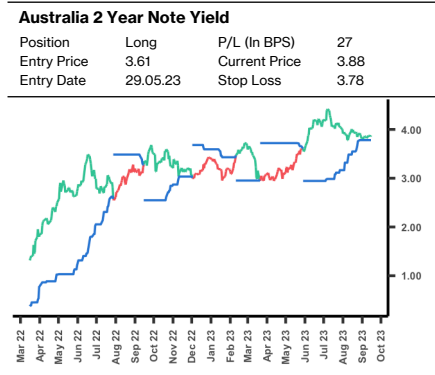
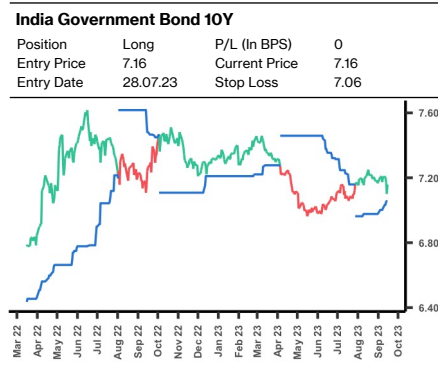
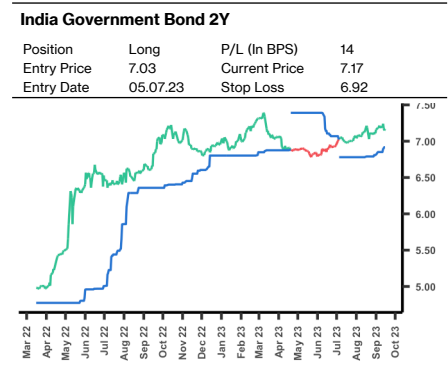
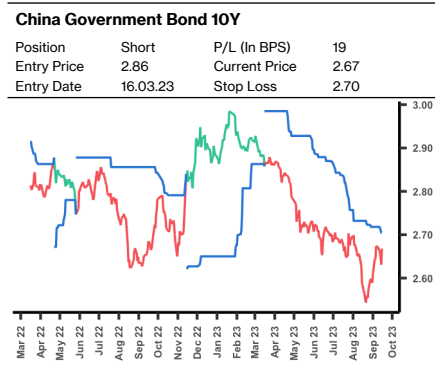
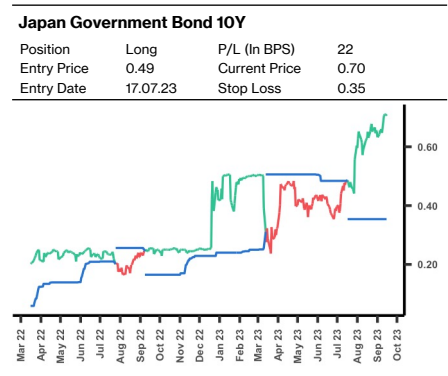
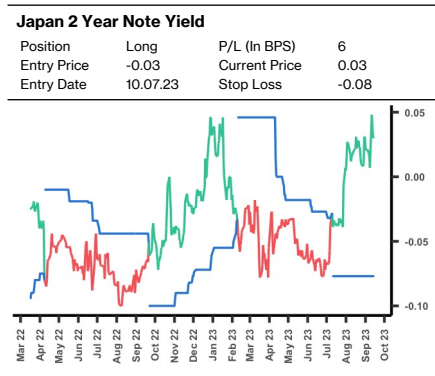
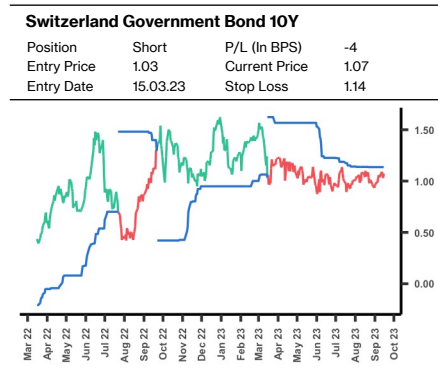
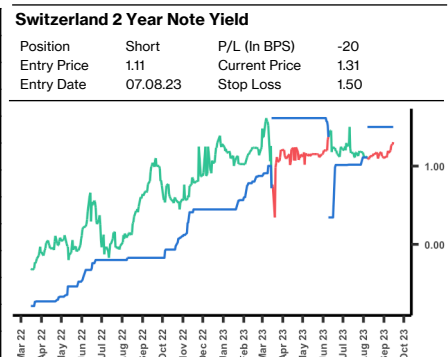


Trending Markets Today

Global Cross-Asset Class Edition

Interest Rates

Name	Position	Entry Date	Entry Price	Current Price	Stop Loss	P/L (In BPS)
European Region						
Switzerland 2 Year Note Yield	Short	07.08.23	1.11	1.31	1.50	-20
Switzerland Government Bond 10Y	Short	15.03.23	1.03	1.07	1.14	-4
Asia Pacific						
Japan 2 Year Note Yield	Long	10.07.23	-0.03	0.03	-0.08	6
Japan Government Bond 10Y	Long	17.07.23	0.49	0.70	0.35	22
China Government Bond 2Y	Long	07.09.23	2.24	2.22	2.04	-2
China Government Bond 10Y	Short	16.03.23	2.86	2.67	2.70	19
India Government Bond 2Y	Long	05.07.23	7.03	7.17	6.92	14
India Government Bond 10Y	Long	28.07.23	7.16	7.16	7.06	0
Australia 2 Year Note Yield	Long	29.05.23	3.61	3.88	3.78	27
Australia Government Bond 10Y	Long	05.06.23	3.77	4.16	3.89	40



Trending Markets Today

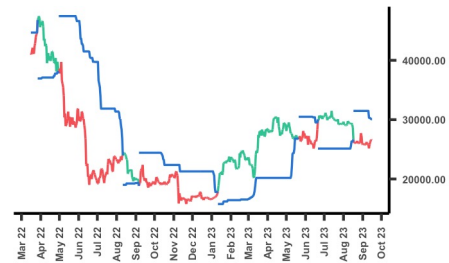
Global Cross-Asset Class Edition

Cryptocurrencies

Name	Position	Entry Date	Entry Price	Current Price	Stop Loss	P/L
Majors						
Bitcoin	Short	17.08.23	26664.55	26568.28	30084.54	0.36%
Ethereum	Short	17.08.23	1684.93	1635.22	1892.08	2.95%
Binance Coin	Short	21.05.23	306.51	214.96	247.51	29.87%
XRP	Short	10.09.23	0.4978	0.4999	0.8207	-0.42%
Cardano	Short	05.06.23	0.3520	0.2504	0.3235	28.86%
Solana	Short	10.09.23	18.25	19.14	26.37	-4.89%
Polkadot [IOU]	Short	17.08.23	4.44	4.19	5.49	5.69%
Dogecoin	Short	17.08.23	0.06119	0.06215	0.08185	-1.57%
Polygon	Short	21.04.23	1.0127	0.5287	0.7706	47.79%
Shiba Inu	Short	10.09.23	0.00000737	0.00000740	0.00001073	-0.40%

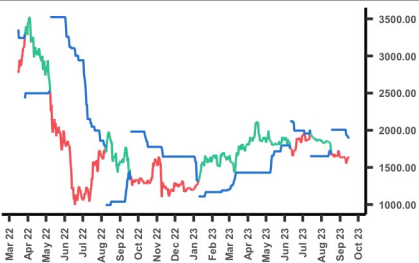
Bitcoin

Position	Short	P/L	0.36%
Entry Price	26664.55	Current Price	26568.28
Entry Date	17.08.23	Stop Loss	30084.54



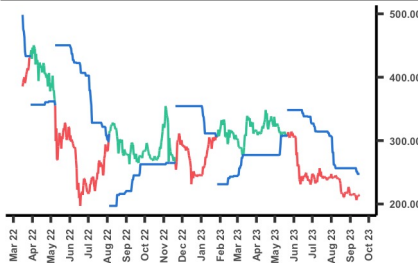
Ethereum

Position	Short	P/L	2.95%
Entry Price	1684.93	Current Price	1635.22
Entry Date	17.08.23	Stop Loss	1892.08



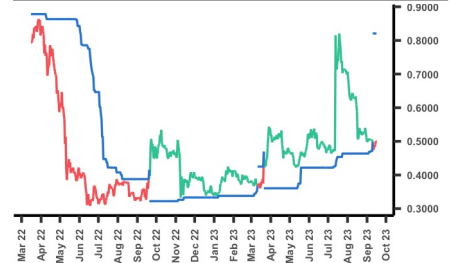
Binance Coin

Position	Short	P/L	29.87%
Entry Price	306.51	Current Price	214.96
Entry Date	21.05.23	Stop Loss	247.51



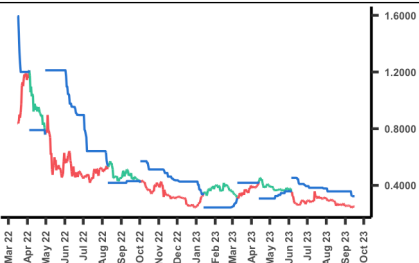
XRP

Position	Short	P/L	-0.42%
Entry Price	0.4978	Current Price	0.4999
Entry Date	10.09.23	Stop Loss	0.8207



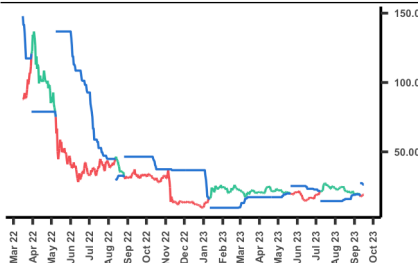
Cardano

Position	Short	P/L	28.86%
Entry Price	0.3520	Current Price	0.2504
Entry Date	05.06.23	Stop Loss	0.3235



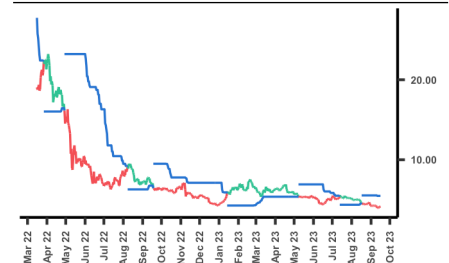
Solana

Position	Short	P/L	-4.89%
Entry Price	18.25	Current Price	19.14
Entry Date	10.09.23	Stop Loss	26.37



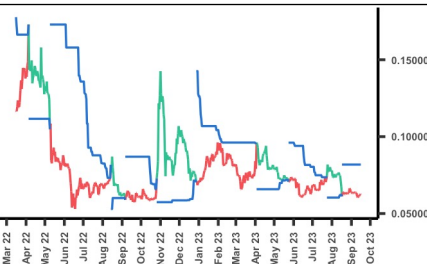
Polkadot [IOU]

Position	Short	P/L	5.69%
Entry Price	4.44	Current Price	4.19
Entry Date	17.08.23	Stop Loss	5.49



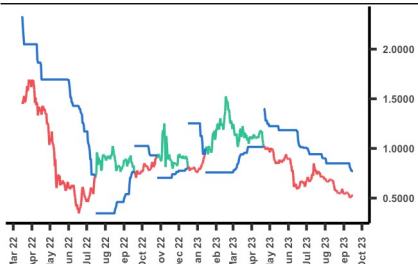
Dogecoin

Position	Short	P/L	-1.57%
Entry Price	0.06119	Current Price	0.06215
Entry Date	17.08.23	Stop Loss	0.08185



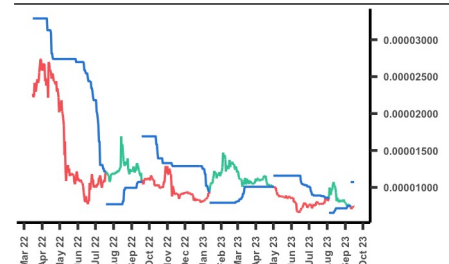
Polygon

Position	Short	P/L	47.79%
Entry Price	1.0127	Current Price	0.5287
Entry Date	21.04.23	Stop Loss	0.7706



Shiba Inu

Position	Short	P/L	-0.40%
Entry Price	0.00000737	Current Price	0.00000740
Entry Date	10.09.23	Stop Loss	0.00001073



Appendix

A note on provided metrics in tables and charts

The following metrics are calculated and updated based on market closing prices:

- Position
- Entry Date
- Entry Price
- Current Price
- Stop Loss
- P/L

Signals are triggered end of day. The Entry Price and Entry Date in the tables and charts are based on the closing price from the day that the signals were generated.

A note on historical data

The data used in this report is adjusted for corporate actions and dividends for stocks and based on continuous futures for financial futures (with the current contract in front). If a financial future is rolled over to the next month or a stock pays a dividend or undergoes a split, the whole historical data set is adjusted. This methodology is applied to have no gaps in the data. Such changes are reflected in the data of this report as well.

A note on position sizing

This report does not cover position sizing. Readers must always size positions to manage their risk (e.g. Position Risk, Total Portfolio Risk, etc.).

Disclaimer

Trading in financial markets is subject to market risk and losses can be substantial. Readers must fully understand the risks involved and do only invest money according to their risk-bearing capacity. This reports' trading signals are based on proprietary calculations and are for informational purposes only. The author of this report is not a licensed investment advisor.

The information published in this newsletter should not be used to make trading decisions. Acting on any information, thought and view in this report is at the reader's own risk. The publisher of this report is not liable for any loss in any case. EOD Historical Data provides all market data. Market data errors can occur and may wrongly affect signals. The publisher of this report will not take responsibility for errors in data, accuracy of signals and potential losses incurred by readers.