

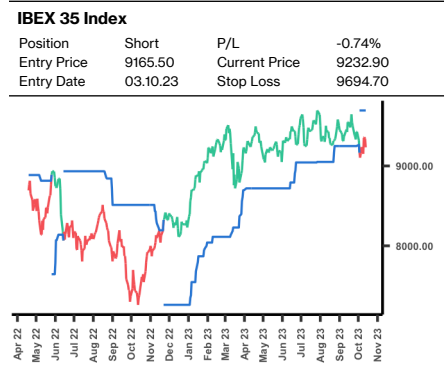
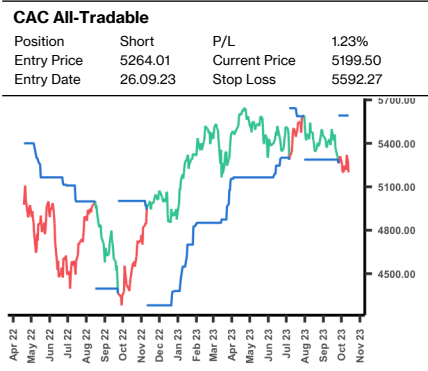
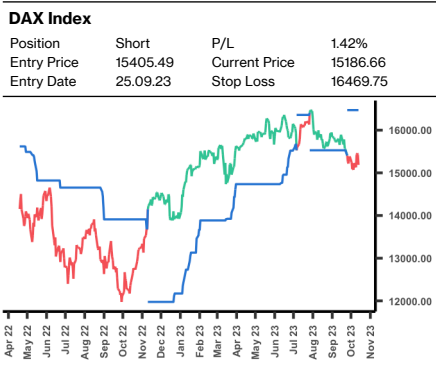
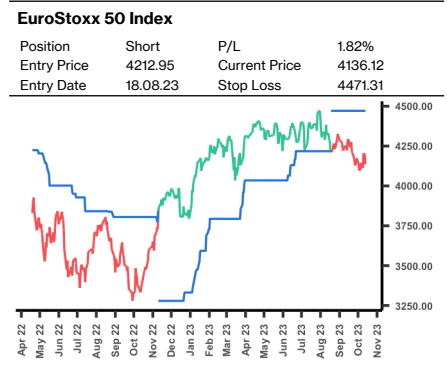
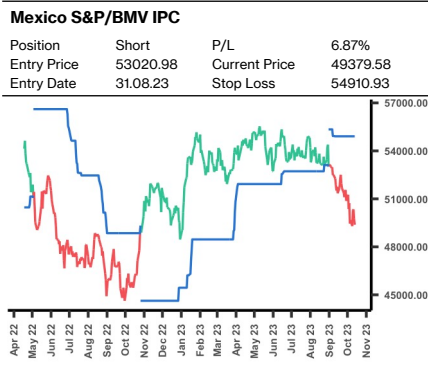
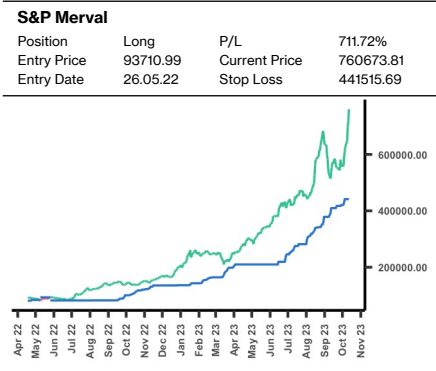
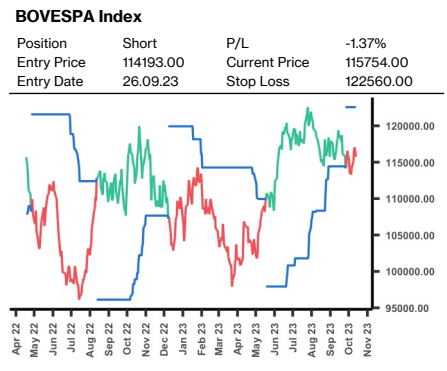
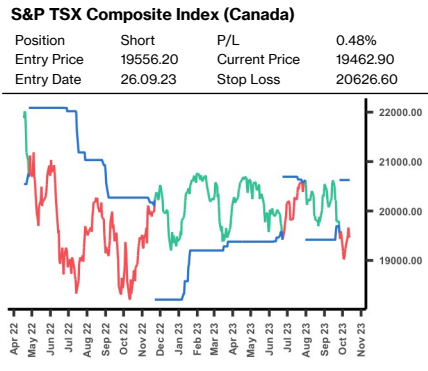
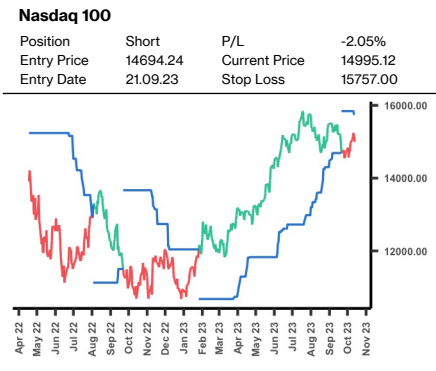
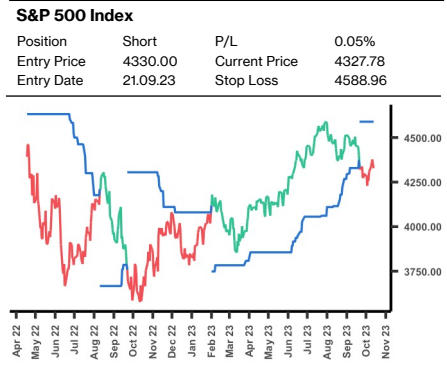
Trending Markets Today

Global Cross-Asset Class Edition

Global Stock Markets Page 1-2	Foreign Exchange Page 3-4	Commodities Page 5-6	Interest Rates Page 7-8	Cryptocurrencies Page 9
---	-------------------------------------	--------------------------------	-----------------------------------	-----------------------------------

Global Stock Markets

Name	Position	Entry Date	Entry Price	Current Price	Stop Loss	P/L
North America						
S&P 500 Index	Short	21.09.23	4330.00	4327.78	4588.96	0.05%
Nasdaq 100	Short	21.09.23	14694.24	14995.12	15757.00	-2.05%
S&P TSX Composite Index (Canada)	Short	26.09.23	19556.20	19462.90	20626.60	0.48%
Central & South America						
BOVESPA Index	Short	26.09.23	114193.00	115754.00	122560.00	-1.37%
S&P Merval	Long	26.05.22	93710.99	760673.81	441515.69	711.72%
Mexico S&P/BMV IPC	Short	31.08.23	53020.98	49379.58	54910.93	6.87%
European Region						
EuroStoxx 50 Index	Short	18.08.23	4212.95	4136.12	4471.31	1.82%
DAX Index	Short	25.09.23	15405.49	15186.66	16469.75	1.42%
CAC All-Tradable	Short	26.09.23	5264.01	5199.50	5592.27	1.23%
IBEX 35 Index	Short	03.10.23	9165.50	9232.90	9694.70	-0.74%



Trending Markets Today

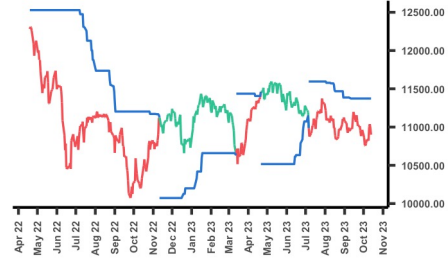
Global Cross-Asset Class Edition

Global Stock Markets

Name	Position	Entry Date	Entry Price	Current Price	Stop Loss	P/L
European Region						
Swiss Market Index	Short	06.07.23	10986.78	10900.30	11373.21	0.79%
Middle East						
BIST 100	Long	06.06.23	5388.80	8113.30	6605.04	50.56%
Tadawal All Share	Short	07.09.23	11215.56	10565.73	11906.13	5.79%
Asia Pacific						
Nikkei 225	Short	03.10.23	31237.94	32315.99	33533.09	-3.45%
Hang Seng (Hong Kong)	Short	20.03.23	19000.71	17813.45	20078.94	6.25%
Shanghai Composite	Short	24.05.23	3204.75	3088.10	3291.04	3.64%
BSE Sensex 30	Long	02.05.23	61354.71	66282.74	64831.41	8.03%
Australia All Ordinaries	Short	03.10.23	7141.00	7243.50	7672.60	-1.44%

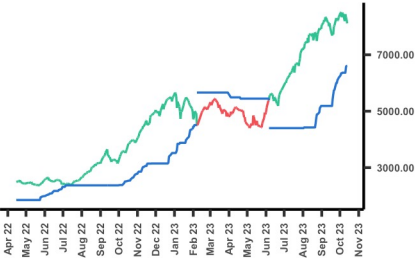
Swiss Market Index

Position	Short	P/L	0.79%
Entry Price	10986.78	Current Price	10900.30
Entry Date	06.07.23	Stop Loss	11373.21



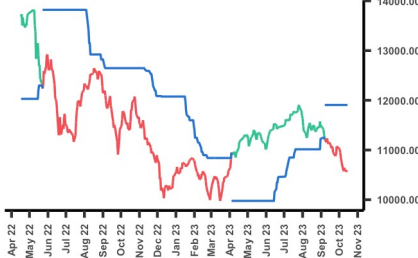
BIST 100

Position	Long	P/L	50.56%
Entry Price	5388.80	Current Price	8113.30
Entry Date	06.06.23	Stop Loss	6605.04



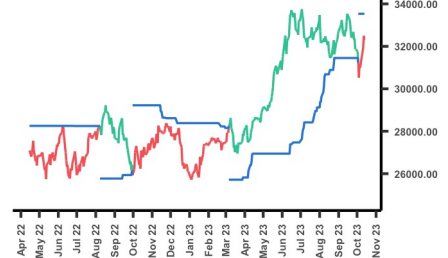
Tadawal All Share

Position	Short	P/L	5.79%
Entry Price	11215.56	Current Price	10565.73
Entry Date	07.09.23	Stop Loss	11906.13



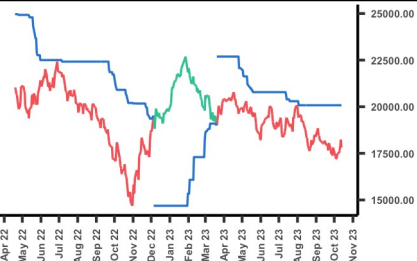
Nikkei 225

Position	Short	P/L	-3.45%
Entry Price	31237.94	Current Price	32315.99
Entry Date	03.10.23	Stop Loss	33533.09



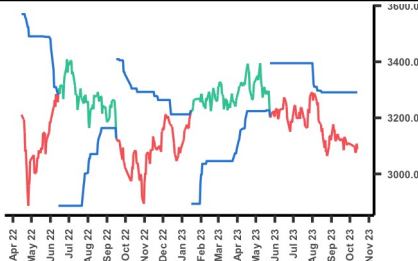
Hang Seng (Hong Kong)

Position	Short	P/L	6.25%
Entry Price	19000.71	Current Price	17813.45
Entry Date	20.03.23	Stop Loss	20078.94



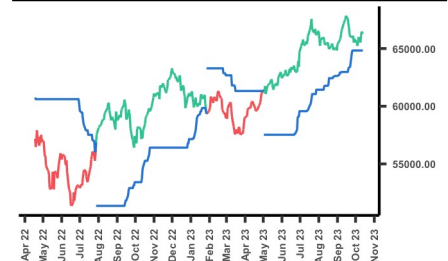
Shanghai Composite

Position	Short	P/L	3.64%
Entry Price	3204.75	Current Price	3088.10
Entry Date	24.05.23	Stop Loss	3291.04



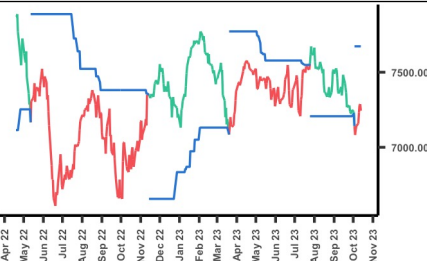
BSE Sensex 30

Position	Long	P/L	8.03%
Entry Price	61354.71	Current Price	66282.74
Entry Date	02.05.23	Stop Loss	64831.41



Australia All Ordinaries

Position	Short	P/L	-1.44%
Entry Price	7141.00	Current Price	7243.50
Entry Date	03.10.23	Stop Loss	7672.60



Trending Markets Today

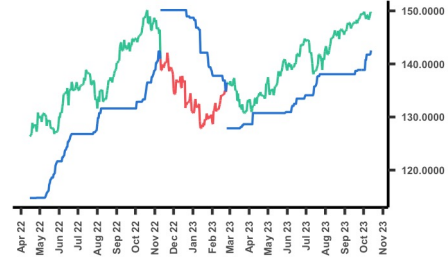
Global Cross-Asset Class Edition

Foreign Exchange

Name	Position	Entry Date	Entry Price	Current Price	Stop Loss	P/L
USD						
USDJPY	Long	24.02.23	136.460	149.555	142.538	9.60%
USDCHF	Long	06.09.23	0.8894	0.9078	0.8766	2.07%
USDIDR	Long	26.06.23	15015.0	15682.5	14992.5	4.45%
USDCNY	Long	16.05.23	6.9787	7.3049	7.1364	4.67%
USDINR	Long	15.04.22	76.3317	83.2550	81.7950	9.07%
USDBRL	Long	26.09.23	4.9907	5.0812	4.7246	1.81%
USDMXN	Long	05.09.23	17.3950	18.0763	16.7317	3.92%
USDRUB	Long	10.10.22	63.8100	97.6955	90.0000	53.10%
USDTRY	Long	15.04.22	14.6360	27.7981	25.7874	89.93%
USDZAR	Long	05.09.23	19.2107	18.9804	17.6053	-1.20%

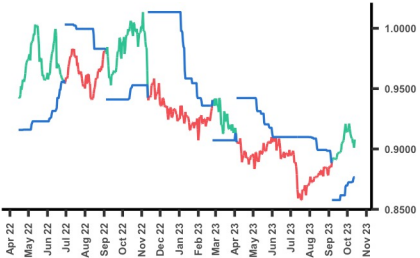
USDJPY

Position	Long	P/L	9.60%
Entry Price	136.460	Current Price	149.555
Entry Date	24.02.23	Stop Loss	142.538



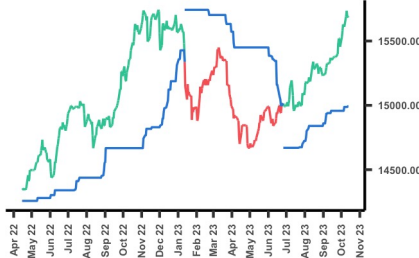
USDCHF

Position	Long	P/L	2.07%
Entry Price	0.8894	Current Price	0.9078
Entry Date	06.09.23	Stop Loss	0.8766



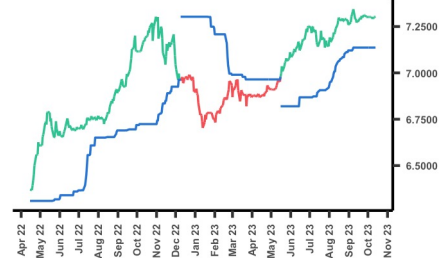
USDIDR

Position	Long	P/L	4.45%
Entry Price	15015.0	Current Price	15682.5
Entry Date	26.06.23	Stop Loss	14992.5



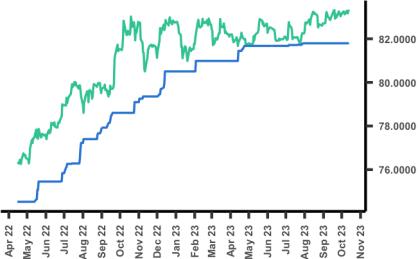
USDCNY

Position	Long	P/L	4.67%
Entry Price	6.9787	Current Price	7.3049
Entry Date	16.05.23	Stop Loss	7.1364



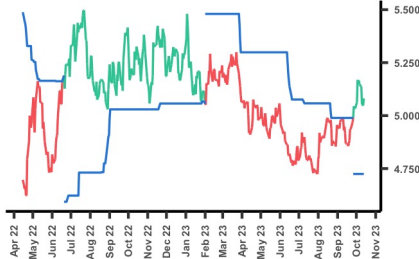
USDINR

Position	Long	P/L	9.07%
Entry Price	76.3317	Current Price	83.2550
Entry Date	15.04.22	Stop Loss	81.7950



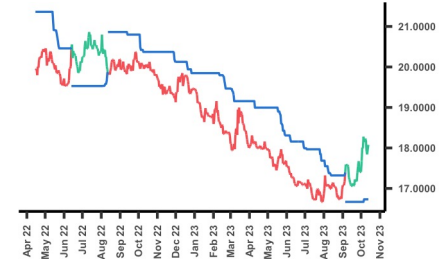
USDBRL

Position	Long	P/L	1.81%
Entry Price	4.9907	Current Price	5.0812
Entry Date	26.09.23	Stop Loss	4.7246



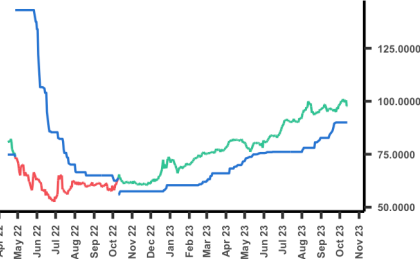
USDMXN

Position	Long	P/L	3.92%
Entry Price	17.3950	Current Price	18.0763
Entry Date	05.09.23	Stop Loss	16.7317



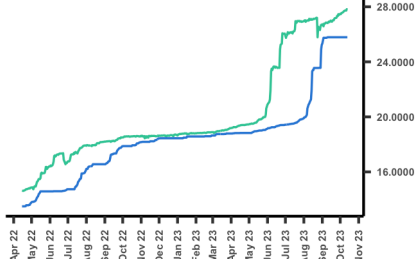
USDRUB

Position	Long	P/L	53.10%
Entry Price	63.8100	Current Price	97.6955
Entry Date	10.10.22	Stop Loss	90.0000



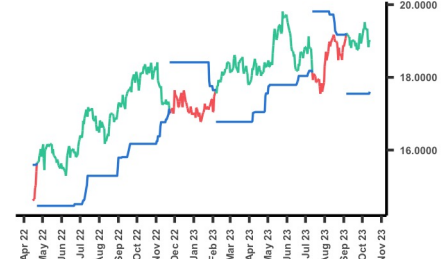
USDTRY

Position	Long	P/L	89.93%
Entry Price	14.6360	Current Price	27.7981
Entry Date	15.04.22	Stop Loss	25.7874



USDZAR

Position	Long	P/L	-1.20%
Entry Price	19.2107	Current Price	18.9804
Entry Date	05.09.23	Stop Loss	17.6053



Trending Markets Today

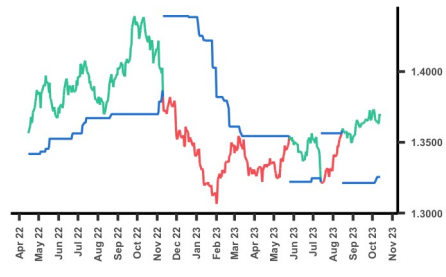
Global Cross-Asset Class Edition

Foreign Exchange

Name	Position	Entry Date	Entry Price	Current Price	Stop Loss	P/L
USD						
USDSGD	Long	15.08.23	1.3584	1.3685	1.3255	0.74%
EUR						
EURUSD	Short	24.08.23	1.0809	1.0510	1.1003	2.77%
EURGBP	Long	21.09.23	0.8669	0.8651	0.8519	-0.21%
EURJPY	Long	17.02.23	143.761	157.200	155.950	9.35%
EURCHF	Short	13.10.23	0.9497	0.9474	0.9682	0.24%
GBP						
GBPUSD	Short	24.08.23	1.2599	1.2144	1.2784	3.61%
GBPJPY	Long	03.04.23	164.415	181.570	179.985	10.43%
GBPCHF	Short	19.07.23	1.1100	1.0959	1.1242	1.27%
GBPAUD	Short	24.09.23	1.8944	1.9293	1.9905	-1.84%
AUD						
AUDUSD	Short	09.08.23	0.6528	0.6291	0.6573	3.63%

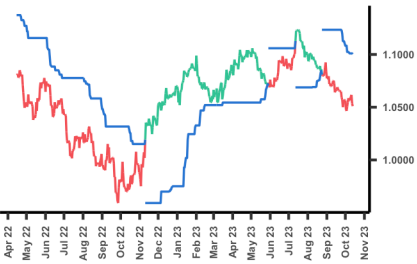
USDSGD

Position	Long	P/L	0.74%
Entry Price	1.3584	Current Price	1.3685
Entry Date	15.08.23	Stop Loss	1.3255



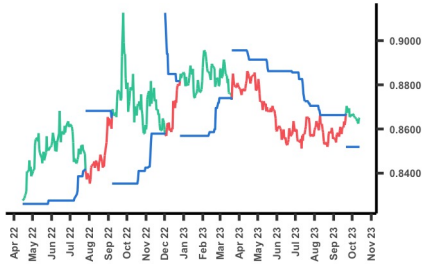
EURUSD

Position	Short	P/L	2.77%
Entry Price	1.0809	Current Price	1.0510
Entry Date	24.08.23	Stop Loss	1.1003



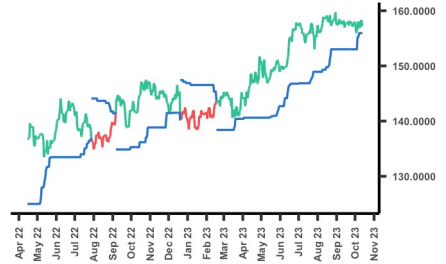
EURGBP

Position	Long	P/L	-0.21%
Entry Price	0.8669	Current Price	0.8651
Entry Date	21.09.23	Stop Loss	0.8519



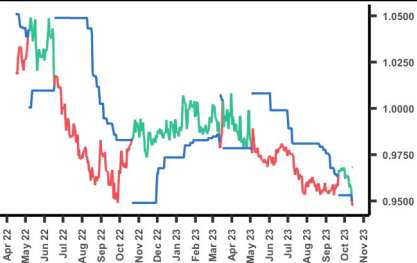
EURJPY

Position	Long	P/L	9.35%
Entry Price	143.761	Current Price	157.200
Entry Date	17.02.23	Stop Loss	155.950



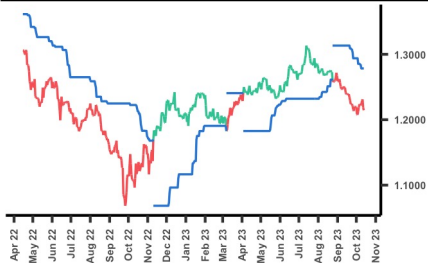
EURCHF

Position	Short	P/L	0.24%
Entry Price	0.9497	Current Price	0.9474
Entry Date	13.10.23	Stop Loss	0.9682



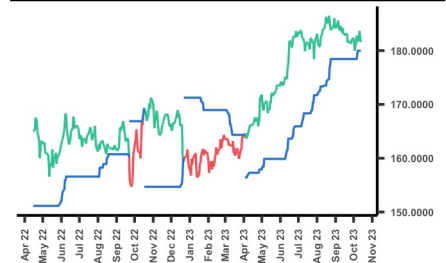
GBPUSD

Position	Short	P/L	3.61%
Entry Price	1.2599	Current Price	1.2144
Entry Date	24.08.23	Stop Loss	1.2784



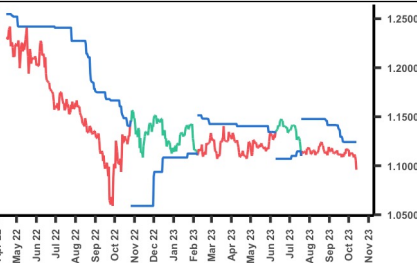
GBPJPY

Position	Long	P/L	10.43%
Entry Price	164.415	Current Price	181.570
Entry Date	03.04.23	Stop Loss	179.985



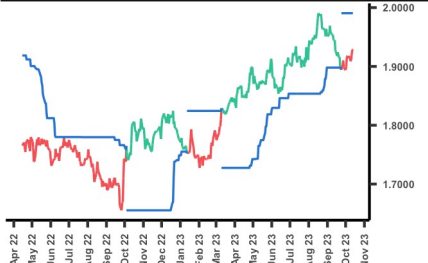
GBPCHF

Position	Short	P/L	1.27%
Entry Price	1.1100	Current Price	1.0959
Entry Date	19.07.23	Stop Loss	1.1242



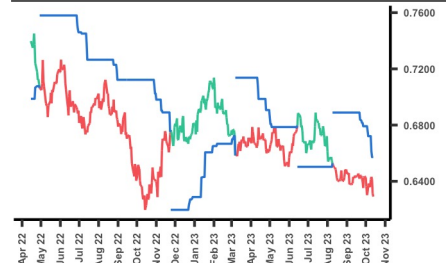
GBPAUD

Position	Short	P/L	-1.84%
Entry Price	1.8944	Current Price	1.9293
Entry Date	24.09.23	Stop Loss	1.9905



AUDUSD

Position	Short	P/L	3.63%
Entry Price	0.6528	Current Price	0.6291
Entry Date	09.08.23	Stop Loss	0.6573



Trending Markets Today

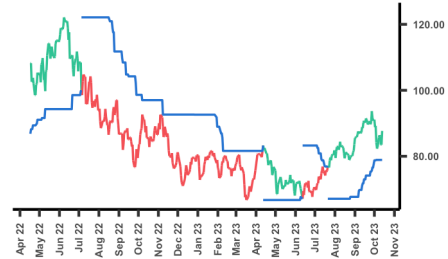
Global Cross-Asset Class Edition

Commodities

Name	Position	Entry Date	Entry Price	Current Price	Stop Loss	P/L
Energy						
Crude Oil	Long	21.07.23	77.07	87.69	78.89	13.78%
ICE Brent Crude	Long	24.07.23	82.74	90.89	81.07	9.85%
Lead	Short	12.10.23	2054.0	2042.0	2261.0	0.58%
Natural Gas (CME)	Long	18.05.23	2.715	3.236	2.497	19.19%
Metals						
Gold (COMEX)	Short	22.06.23	1923.7	1941.5	1978.8	-0.93%
Silver	Short	29.09.23	22.450	22.895	25.139	-1.98%
Copper	Short	25.09.23	3.6495	3.5800	4.0080	1.90%
Nickel	Short	23.02.23	25387.0	18546.0	22450.0	26.95%
Aluminum	Long	29.09.23	2347.0	2199.5	2137.0	-6.28%
Palladium	Short	30.05.23	1378.6	1148.7	1298.2	16.68%

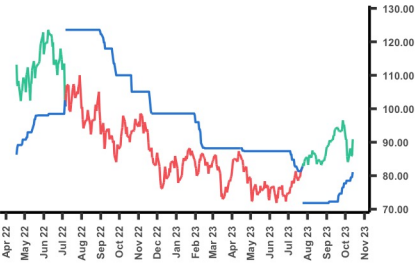
Crude Oil

Position	Long	P/L	13.78%
Entry Price	77.07	Current Price	87.69
Entry Date	21.07.23	Stop Loss	78.89



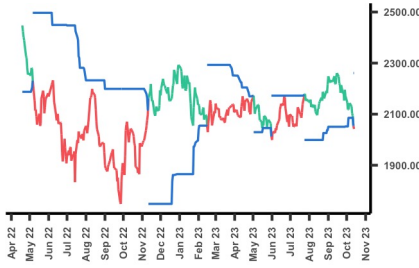
ICE Brent Crude

Position	Long	P/L	9.85%
Entry Price	82.74	Current Price	90.89
Entry Date	24.07.23	Stop Loss	81.07



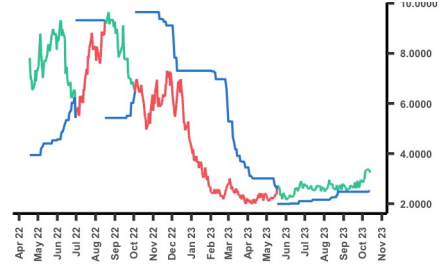
Lead

Position	Short	P/L	0.58%
Entry Price	2054.0	Current Price	2042.0
Entry Date	12.10.23	Stop Loss	2261.0



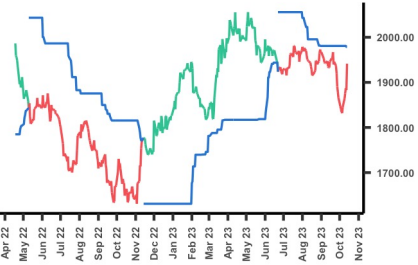
Natural Gas (CME)

Position	Long	P/L	19.19%
Entry Price	2.715	Current Price	3.236
Entry Date	18.05.23	Stop Loss	2.497



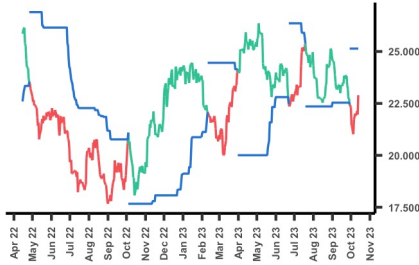
Gold (COMEX)

Position	Short	P/L	-0.93%
Entry Price	1923.7	Current Price	1941.5
Entry Date	22.06.23	Stop Loss	1978.8



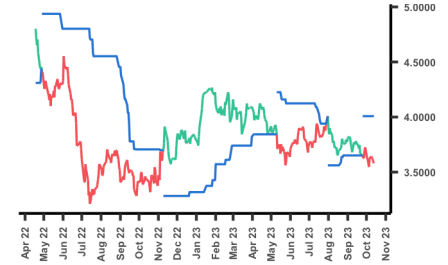
Silver

Position	Short	P/L	-1.98%
Entry Price	22.450	Current Price	22.895
Entry Date	29.09.23	Stop Loss	25.139



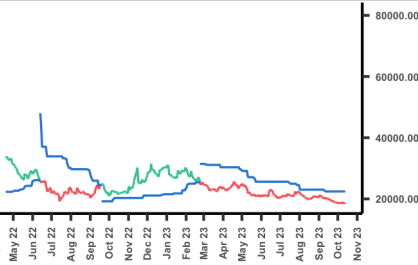
Copper

Position	Short	P/L	1.90%
Entry Price	3.6495	Current Price	3.5800
Entry Date	25.09.23	Stop Loss	4.0080



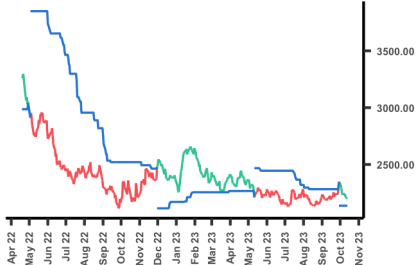
Nickel

Position	Short	P/L	26.95%
Entry Price	25387.0	Current Price	18546.0
Entry Date	23.02.23	Stop Loss	22450.0



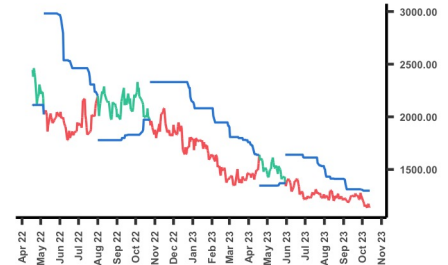
Aluminum

Position	Long	P/L	-6.28%
Entry Price	2347.0	Current Price	2199.5
Entry Date	29.09.23	Stop Loss	2137.0



Palladium

Position	Short	P/L	16.68%
Entry Price	1378.6	Current Price	1148.7
Entry Date	30.05.23	Stop Loss	1298.2



Trending Markets Today

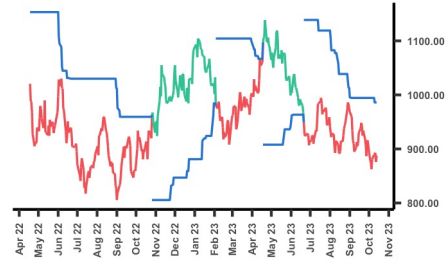
Global Cross-Asset Class Edition

Commodities

Name	Position	Entry Date	Entry Price	Current Price	Stop Loss	P/L
Metals						
Platinum	Short	21.06.23	949.0	887.7	986.1	6.46%
Tin	Short	29.09.23	23944	24812	29010	-3.63%
Zinc	Long	14.09.23	2570.0	2446.0	2283.5	-4.82%
Agriculture						
Cocoa	Long	04.11.22	2434.0	3499.0	3282.0	43.76%
Coffee	Short	23.06.23	168.05	154.90	167.50	7.83%
Corn (CME)	Short	14.07.22	695.00	493.25	560.50	29.03%
Soybean (CME)	Short	21.03.23	1467.00	1282.00	1424.50	12.61%
Sugar	Long	05.09.23	26.65	27.03	23.40	1.43%
Wheat (CBOT)	Short	01.09.23	595.50	579.75	760.25	2.64%
Cotton	Long	17.05.23	86.94	86.06	83.62	-1.01%

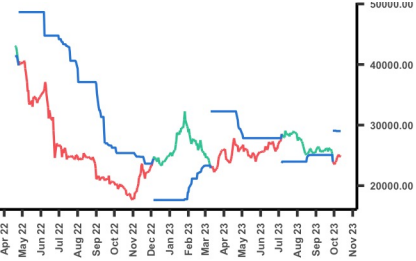
Platinum

Position	Short	P/L	6.46%
Entry Price	949.0	Current Price	887.7
Entry Date	21.06.23	Stop Loss	986.1



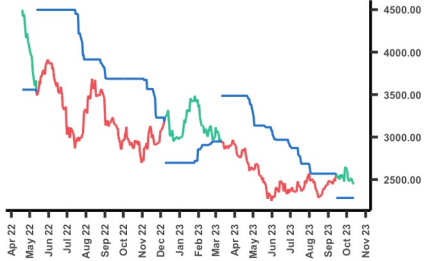
Tin

Position	Short	P/L	-3.63%
Entry Price	23944	Current Price	24812
Entry Date	29.09.23	Stop Loss	29010



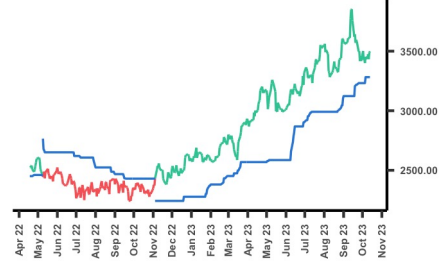
Zinc

Position	Long	P/L	-4.82%
Entry Price	2570.0	Current Price	2446.0
Entry Date	14.09.23	Stop Loss	2283.5



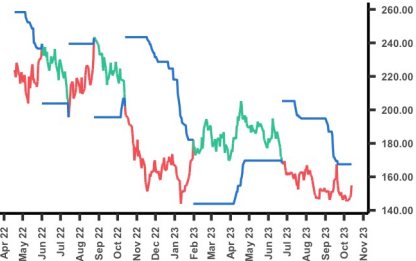
Cocoa

Position	Long	P/L	43.76%
Entry Price	2434.0	Current Price	3499.0
Entry Date	04.11.22	Stop Loss	3282.0



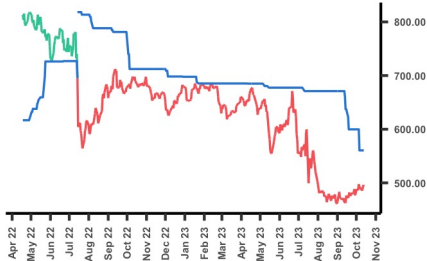
Coffee

Position	Short	P/L	7.83%
Entry Price	168.05	Current Price	154.90
Entry Date	23.06.23	Stop Loss	167.50



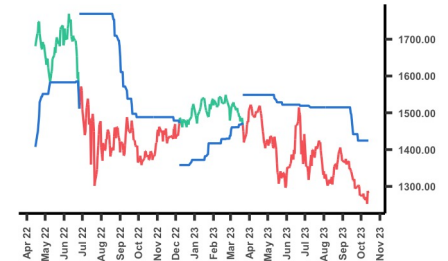
Corn (CME)

Position	Short	P/L	29.03%
Entry Price	695.00	Current Price	493.25
Entry Date	14.07.22	Stop Loss	560.50



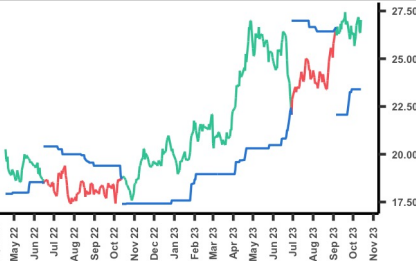
Soybean (CME)

Position	Short	P/L	12.61%
Entry Price	1467.00	Current Price	1282.00
Entry Date	21.03.23	Stop Loss	1424.50



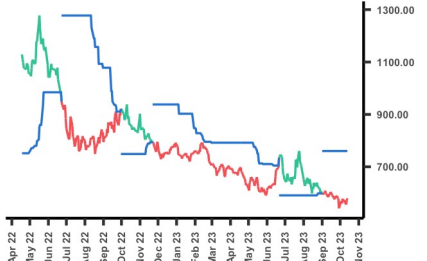
Sugar

Position	Long	P/L	1.43%
Entry Price	26.65	Current Price	27.03
Entry Date	05.09.23	Stop Loss	23.40



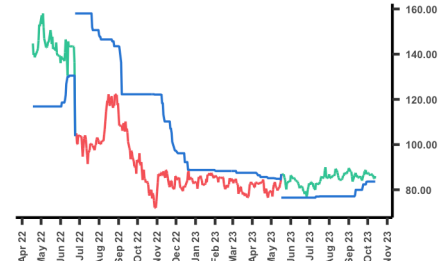
Wheat (CBOT)

Position	Short	P/L	2.64%
Entry Price	595.50	Current Price	579.75
Entry Date	01.09.23	Stop Loss	760.25



Cotton

Position	Long	P/L	-1.01%
Entry Price	86.94	Current Price	86.06
Entry Date	17.05.23	Stop Loss	83.62



Trending Markets Today

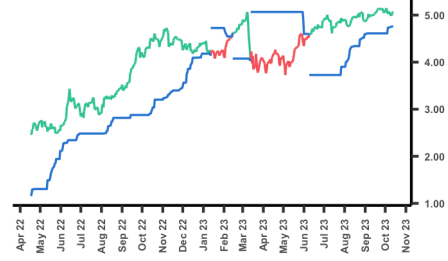
Global Cross-Asset Class Edition

Interest Rates

Name	Position	Entry Date	Entry Price	Current Price	Stop Loss	P/L (In BPS)
North America						
US Government Bond 2Y	Long	09.06.23	4.60	5.06	4.76	45
United States Government Bond 10Y	Long	13.06.23	3.84	4.61	3.84	78
European Region						
UK Government Bond 2Y	Short	20.09.23	4.84	4.85	5.27	-1
United Kingdom Government Bond 10Y	Long	27.02.23	3.81	4.39	4.22	58
Germany 2 Year Schatz Yield	Long	07.06.23	2.98	3.13	2.97	15
Germany Government Bond 10Y	Long	13.09.22	1.73	2.73	2.39	101
Italy 24 Month CTZ Yield	Long	15.04.22	0.50	4.04	3.62	353
Italy Government Bond 10Y	Long	06.07.23	4.39	4.81	4.03	42
France Government Bond 2Y	Long	07.06.23	3.08	3.39	3.15	31
France Government Bond 10Y	Long	27.12.22	3.05	3.32	2.95	27

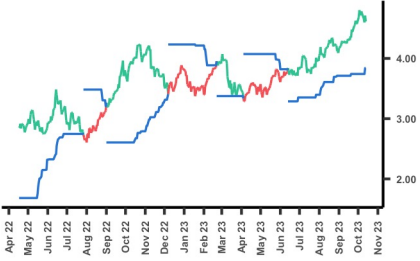
US Government Bond 2Y

Position	Long	P/L (In BPS)	45
Entry Price	4.60	Current Price	5.06
Entry Date	09.06.23	Stop Loss	4.76



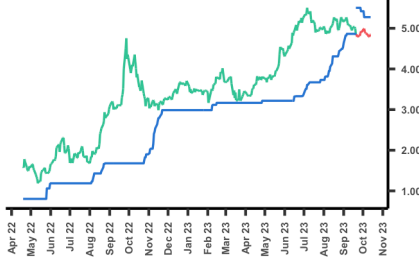
United States Government Bond 10Y

Position	Long	P/L (In BPS)	78
Entry Price	3.84	Current Price	4.61
Entry Date	13.06.23	Stop Loss	3.84



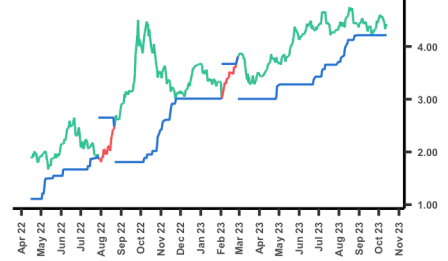
UK Government Bond 2Y

Position	Short	P/L (In BPS)	-1
Entry Price	4.84	Current Price	4.85
Entry Date	20.09.23	Stop Loss	5.27



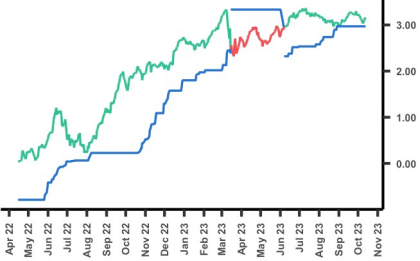
United Kingdom Government Bond 10Y

Position	Long	P/L (In BPS)	58
Entry Price	3.81	Current Price	4.39
Entry Date	27.02.23	Stop Loss	4.22



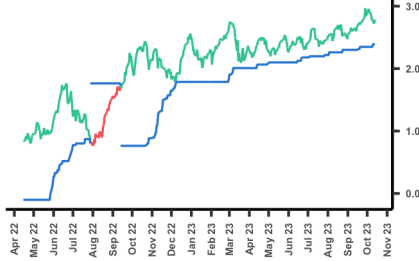
Germany 2 Year Schatz Yield

Position	Long	P/L (In BPS)	15
Entry Price	2.98	Current Price	3.13
Entry Date	07.06.23	Stop Loss	2.97



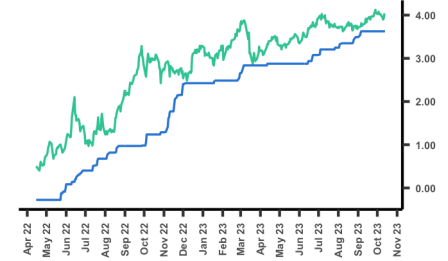
Germany Government Bond 10Y

Position	Long	P/L (In BPS)	101
Entry Price	1.73	Current Price	2.73
Entry Date	13.09.22	Stop Loss	2.39



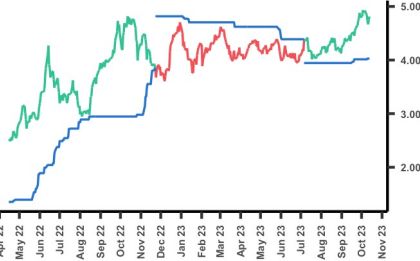
Italy 24 Month CTZ Yield

Position	Long	P/L (In BPS)	353
Entry Price	0.50	Current Price	4.04
Entry Date	15.04.22	Stop Loss	3.62



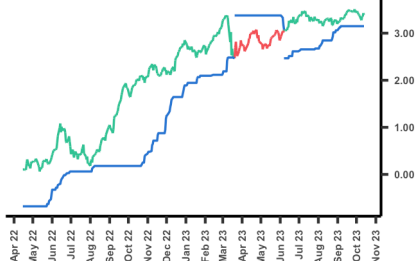
Italy Government Bond 10Y

Position	Long	P/L (In BPS)	42
Entry Price	4.39	Current Price	4.81
Entry Date	06.07.23	Stop Loss	4.03



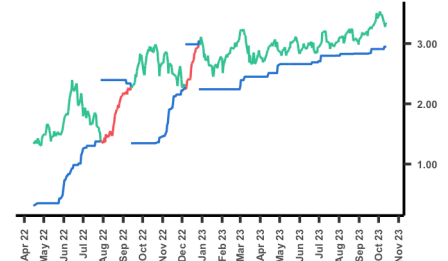
France Government Bond 2Y

Position	Long	P/L (In BPS)	31
Entry Price	3.08	Current Price	3.39
Entry Date	07.06.23	Stop Loss	3.15



France Government Bond 10Y

Position	Long	P/L (In BPS)	27
Entry Price	3.05	Current Price	3.32
Entry Date	27.12.22	Stop Loss	2.95



Trending Markets Today

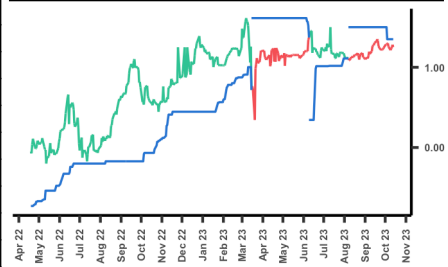
Global Cross-Asset Class Edition

Interest Rates

Name	Position	Entry Date	Entry Price	Current Price	Stop Loss	P/L (In BPS)
European Region						
Switzerland 2 Year Note Yield	Short	07.08.23	1.11	1.25	1.35	-14
Switzerland Government Bond 10Y	Long	28.09.23	1.18	1.10	0.92	-8
Asia Pacific						
Japan 2 Year Note Yield	Long	10.07.23	-0.03	0.05	-0.04	8
Japan Government Bond 10Y	Long	17.07.23	0.49	0.76	0.44	28
China Government Bond 2Y	Long	07.09.23	2.24	2.29	2.04	5
China Government Bond 10Y	Long	25.09.23	2.72	2.71	2.54	-1
India Government Bond 2Y	Long	28.09.23	7.27	7.30	6.52	2
India Government Bond 10Y	Long	28.07.23	7.16	7.32	7.06	16
Australia 2 Year Note Yield	Long	29.05.23	3.61	4.04	3.78	43
Australia Government Bond 10Y	Long	05.06.23	3.77	4.48	3.95	71

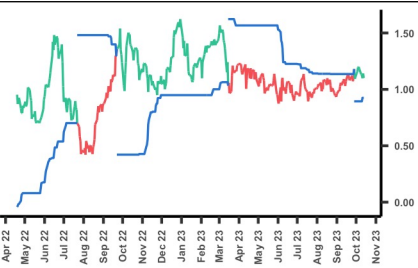
Switzerland 2 Year Note Yield

Position	Short	P/L (In BPS)	-14
Entry Price	1.11	Current Price	1.25
Entry Date	07.08.23	Stop Loss	1.35



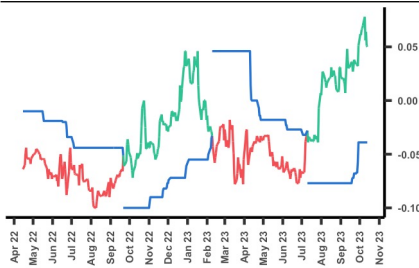
Switzerland Government Bond 10Y

Position	Long	P/L (In BPS)	-8
Entry Price	1.18	Current Price	1.10
Entry Date	28.09.23	Stop Loss	0.92



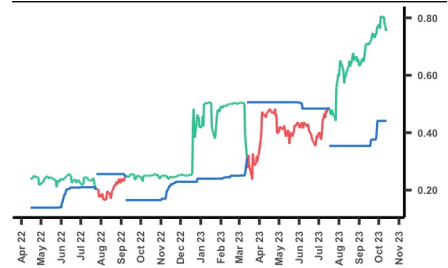
Japan 2 Year Note Yield

Position	Long	P/L (In BPS)	8
Entry Price	-0.03	Current Price	0.05
Entry Date	10.07.23	Stop Loss	-0.04



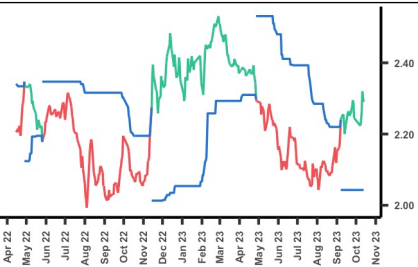
Japan Government Bond 10Y

Position	Long	P/L (In BPS)	28
Entry Price	0.49	Current Price	0.76
Entry Date	17.07.23	Stop Loss	0.44



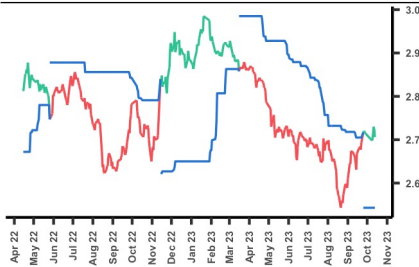
China Government Bond 2Y

Position	Long	P/L (In BPS)	5
Entry Price	2.24	Current Price	2.29
Entry Date	07.09.23	Stop Loss	2.04



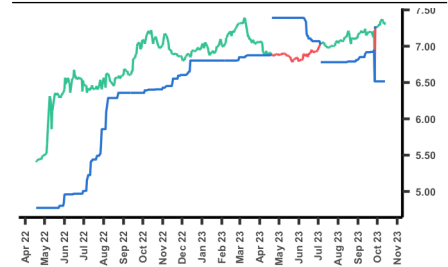
China Government Bond 10Y

Position	Long	P/L (In BPS)	-1
Entry Price	2.72	Current Price	2.71
Entry Date	25.09.23	Stop Loss	2.54



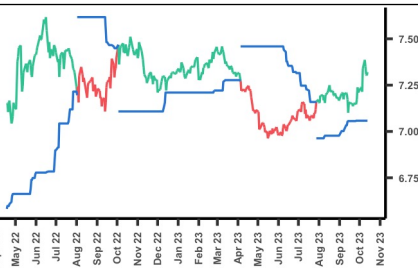
India Government Bond 2Y

Position	Long	P/L (In BPS)	2
Entry Price	7.27	Current Price	7.30
Entry Date	28.09.23	Stop Loss	6.52



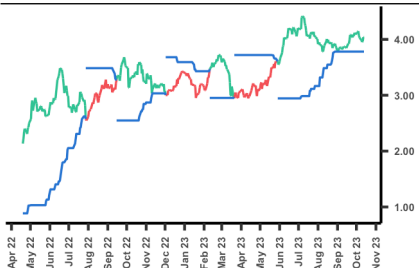
India Government Bond 10Y

Position	Long	P/L (In BPS)	16
Entry Price	7.16	Current Price	7.32
Entry Date	28.07.23	Stop Loss	7.06



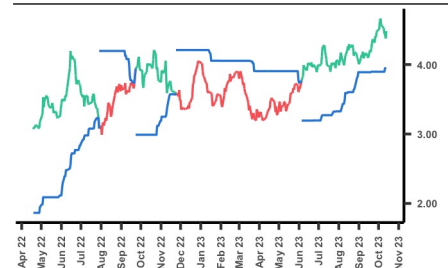
Australia 2 Year Note Yield

Position	Long	P/L (In BPS)	43
Entry Price	3.61	Current Price	4.04
Entry Date	29.05.23	Stop Loss	3.78



Australia Government Bond 10Y

Position	Long	P/L (In BPS)	71
Entry Price	3.77	Current Price	4.48
Entry Date	05.06.23	Stop Loss	3.95

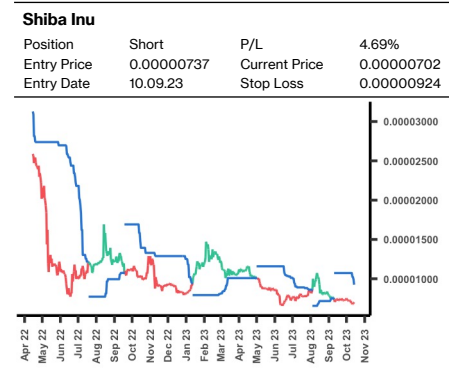
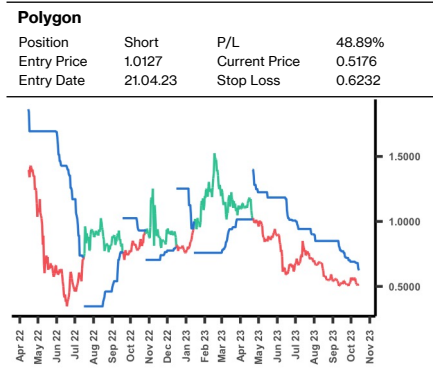
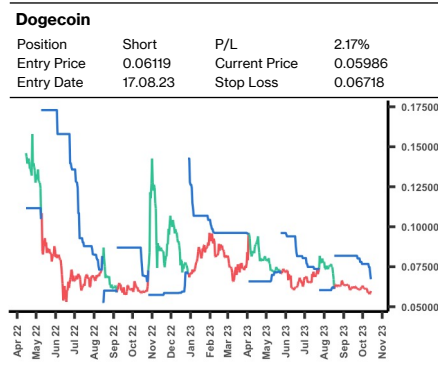
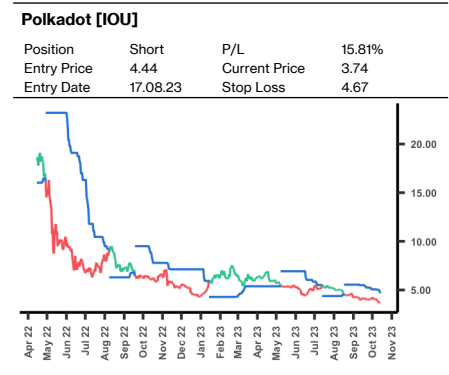
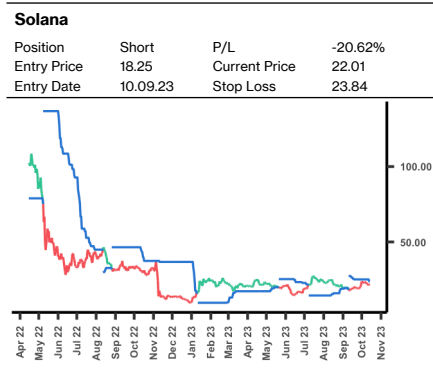
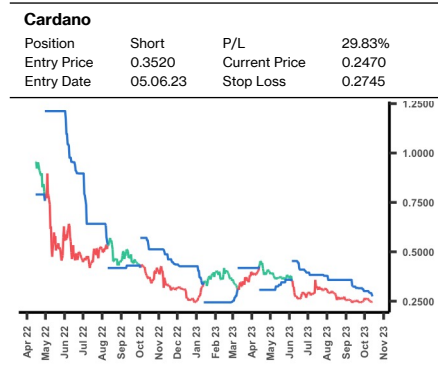
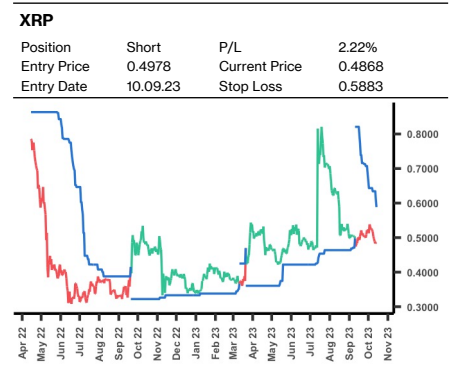
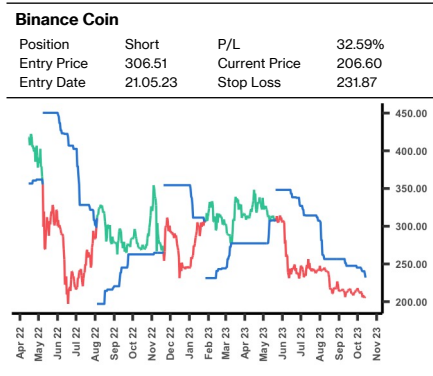
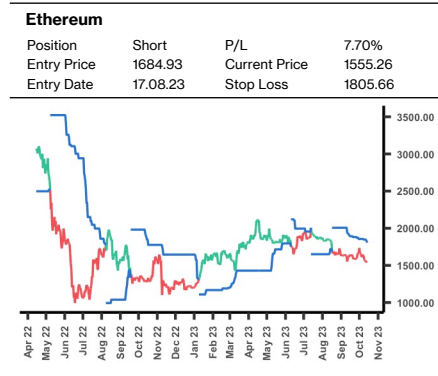
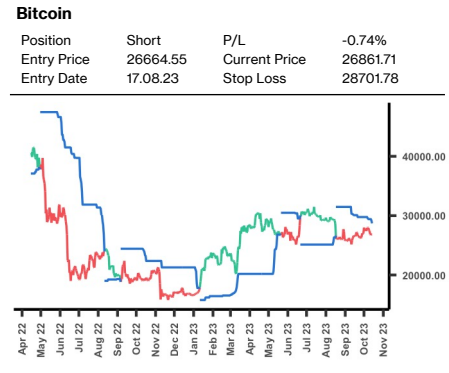


Trending Markets Today

Global Cross-Asset Class Edition

Cryptocurrencies

Name	Position	Entry Date	Entry Price	Current Price	Stop Loss	P/L
Majors						
Bitcoin	Short	17.08.23	26664.55	26861.71	28701.78	-0.74%
Ethereum	Short	17.08.23	1684.93	1555.26	1805.66	7.70%
Binance Coin	Short	21.05.23	306.51	206.60	231.87	32.59%
XRP	Short	10.09.23	0.4978	0.4868	0.5883	2.22%
Cardano	Short	05.06.23	0.3520	0.2470	0.2745	29.83%
Solana	Short	10.09.23	18.25	22.01	23.84	-20.62%
Polkadot [IOU]	Short	17.08.23	4.44	3.74	4.67	15.81%
Dogecoin	Short	17.08.23	0.06119	0.05986	0.06718	2.17%
Polygon	Short	21.04.23	1.0127	0.5176	0.6232	48.89%
Shiba Inu	Short	10.09.23	0.00000737	0.00000702	0.00000924	4.69%



Appendix

A note on provided metrics in tables and charts

The following metrics are calculated and updated based on market closing prices:

- Position
- Entry Date
- Entry Price
- Current Price
- Stop Loss
- P/L

Signals are triggered end of day. The Entry Price and Entry Date in the tables and charts are based on the closing price from the day that the signals were generated.

A note on historical data

The data used in this report is adjusted for corporate actions and dividends for stocks and based on continuous futures for financial futures (with the current contract in front). If a financial future is rolled over to the next month or a stock pays a dividend or undergoes a split, the whole historical data set is adjusted. This methodology is applied to have no gaps in the data. Such changes are reflected in the data of this report as well.

A note on position sizing

This report does not cover position sizing. Readers must always size positions to manage their risk (e.g. Position Risk, Total Portfolio Risk, etc.).

Disclaimer

Trading in financial markets is subject to market risk and losses can be substantial. Readers must fully understand the risks involved and do only invest money according to their risk-bearing capacity. This reports' trading signals are based on proprietary calculations and are for informational purposes only. The author of this report is not a licensed investment advisor.

The information published in this newsletter should not be used to make trading decisions. Acting on any information, thought and view in this report is at the reader's own risk. The publisher of this report is not liable for any loss in any case. EOD Historical Data provides all market data. Market data errors can occur and may wrongly affect signals. The publisher of this report will not take responsibility for errors in data, accuracy of signals and potential losses incurred by readers.

This publication is not intended as reading material for any person or company based in the United States or other countries that fall under the regulatory framework of the United States.