

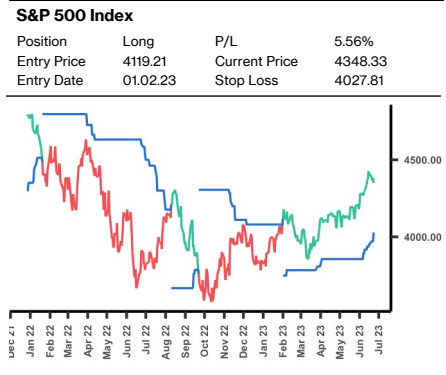
Trending Markets Today

Global Cross-Asset Class Edition

Global Stock Markets Page 1-2	Foreign Exchange Page 3-4	Commodities Page 5-6	Interest Rates Page 7-8	Cryptocurrencies Page 9
----------------------------------	------------------------------	-------------------------	----------------------------	----------------------------

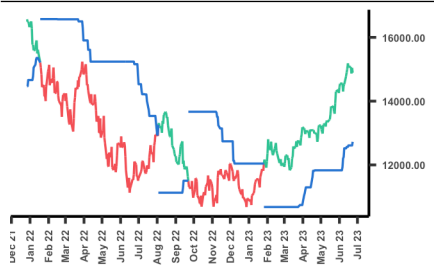
Global Stock Markets

Name	Position	Entry Date	Entry Price	Current Price	Stop Loss	P/L
North America						
S&P 500 Index	Long	01.02.23	4119.21	4348.33	4027.81	5.56%
Nasdaq 100	Long	26.01.23	12051.48	14891.48	12725.11	23.57%
S&P TSX Composite Index (Canada)	Short	23.06.23	19418.20	19418.20	20693.20	0.00%
Central & South America						
BOVESPA Index	Long	18.05.23	110108.46	118977.00	100821.73	8.05%
S&P Merval	Long	26.05.22	93710.99	420736.69	219276.70	348.97%
Mexico S&P/BMV IPC	Long	26.10.22	49327.11	53341.91	52724.03	8.14%
European Region						
EuroStoxx 50 Index	Long	10.11.22	3846.56	4271.61	4218.04	11.05%
DAX Index	Long	10.11.22	14146.09	15829.94	15328.78	11.90%
CAC All-Tradable	Long	10.11.22	4942.74	5343.93	5300.84	8.12%
IBEX 35 Index	Long	22.11.22	8325.00	9265.80	9043.60	11.30%



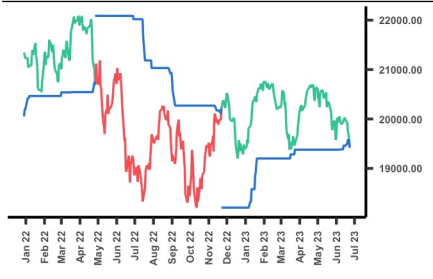
Nasdaq 100

Position	Long	P/L	23.57%
Entry Price	12051.48	Current Price	14891.48
Entry Date	26.01.23	Stop Loss	12725.11



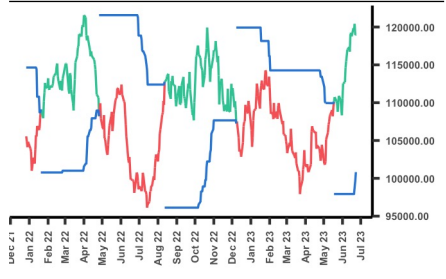
S&P TSX Composite Index (Canada)

Position	Short	P/L	0.00%
Entry Price	19418.20	Current Price	19418.20
Entry Date	23.06.23	Stop Loss	20693.20



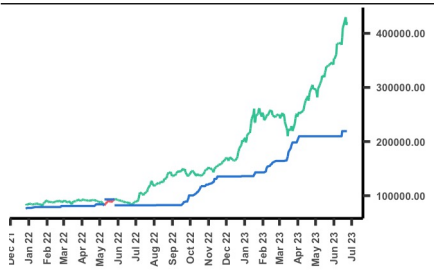
BOVESPA Index

Position	Long	P/L	8.05%
Entry Price	110108.46	Current Price	118977.00
Entry Date	18.05.23	Stop Loss	100821.73



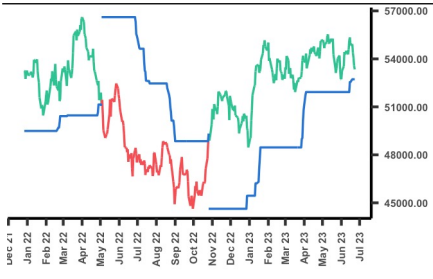
S&P Merval

Position	Long	P/L	348.97%
Entry Price	93710.99	Current Price	420736.69
Entry Date	26.05.22	Stop Loss	219276.70



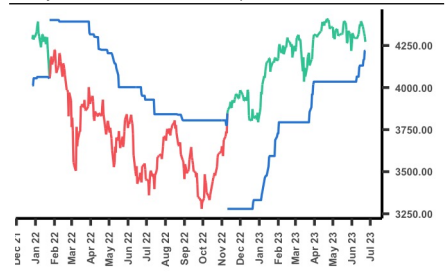
Mexico S&P/BMV IPC

Position	Long	P/L	8.14%
Entry Price	49327.11	Current Price	53341.91
Entry Date	26.10.22	Stop Loss	52724.03



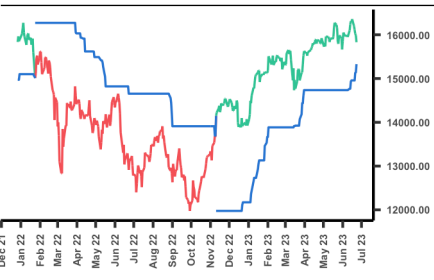
EuroStoxx 50 Index

Position	Long	P/L	11.05%
Entry Price	3846.56	Current Price	4271.61
Entry Date	10.11.22	Stop Loss	4218.04



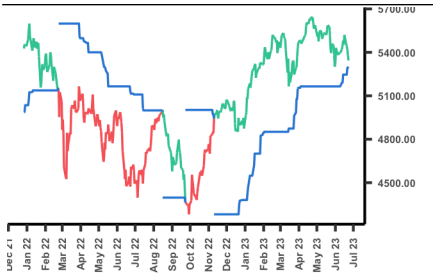
DAX Index

Position	Long	P/L	11.90%
Entry Price	14146.09	Current Price	15829.94
Entry Date	10.11.22	Stop Loss	15328.78



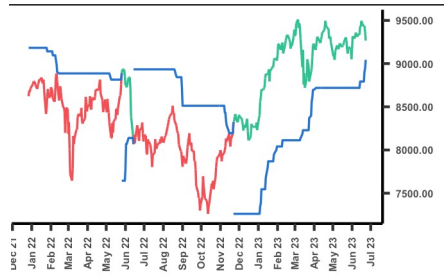
CAC All-Tradable

Position	Long	P/L	8.12%
Entry Price	4942.74	Current Price	5343.93
Entry Date	10.11.22	Stop Loss	5300.84



IBEX 35 Index

Position	Long	P/L	11.30%
Entry Price	8325.00	Current Price	9265.80
Entry Date	22.11.22	Stop Loss	9043.60



Trending Markets Today

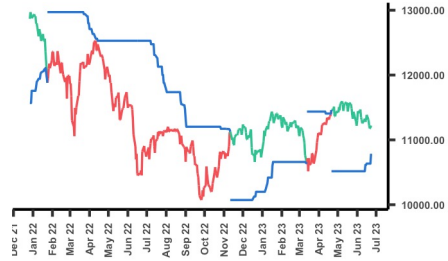
Global Cross-Asset Class Edition

Global Stock Markets

Name	Position	Entry Date	Entry Price	Current Price	Stop Loss	P/L
European Region						
Swiss Market Index	Long	21.04.23	11460.58	11221.22	10786.22	-2.09%
Middle East						
BIST 100	Long	06.06.23	5388.80	5582.75	4400.76	3.60%
Tadawul All Share	Long	04.04.23	10948.60	11458.98	10459.36	4.66%
Asia Pacific						
Nikkei 225	Long	06.03.23	28237.78	32781.54	27472.63	16.09%
Hang Seng (Hong Kong)	Short	20.03.23	19000.71	18889.97	20782.45	0.58%
Shanghai Composite	Short	24.05.23	3204.75	3197.90	3395.00	0.21%
BSE Sensex 30	Long	02.05.23	61354.71	62979.37	57613.72	2.65%
Australia All Ordinaries	Short	20.03.23	7085.10	7285.60	7578.10	-2.83%

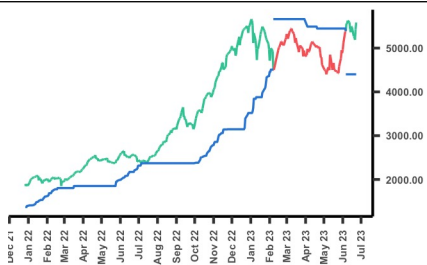
Swiss Market Index

Position	Long	P/L	-2.09%
Entry Price	11460.58	Current Price	11221.22
Entry Date	21.04.23	Stop Loss	10786.22



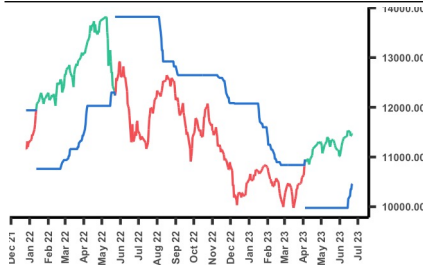
BIST 100

Position	Long	P/L	3.60%
Entry Price	5388.80	Current Price	5582.75
Entry Date	06.06.23	Stop Loss	4400.76



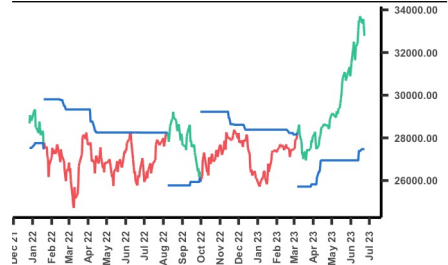
Tadawul All Share

Position	Long	P/L	4.66%
Entry Price	10948.60	Current Price	11458.98
Entry Date	04.04.23	Stop Loss	10459.36



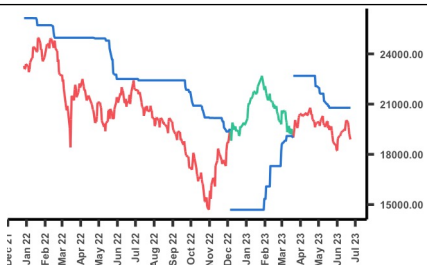
Nikkei 225

Position	Long	P/L	16.09%
Entry Price	28237.78	Current Price	32781.54
Entry Date	06.03.23	Stop Loss	27472.63



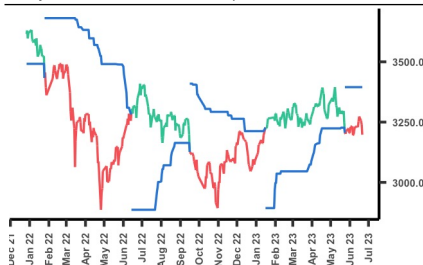
Hang Seng (Hong Kong)

Position	Short	P/L	0.58%
Entry Price	19000.71	Current Price	18889.97
Entry Date	20.03.23	Stop Loss	20782.45



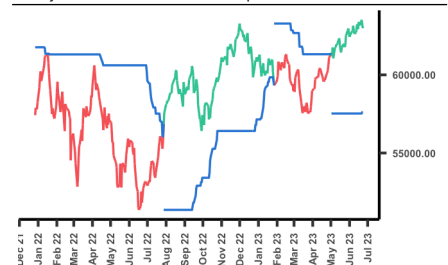
Shanghai Composite

Position	Short	P/L	0.21%
Entry Price	3204.75	Current Price	3197.90
Entry Date	24.05.23	Stop Loss	3395.00



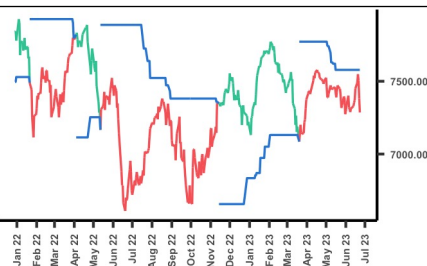
BSE Sensex 30

Position	Long	P/L	2.65%
Entry Price	61354.71	Current Price	62979.37
Entry Date	02.05.23	Stop Loss	57613.72



Australia All Ordinaries

Position	Short	P/L	-2.83%
Entry Price	7085.10	Current Price	7285.60
Entry Date	20.03.23	Stop Loss	7578.10



Trending Markets Today

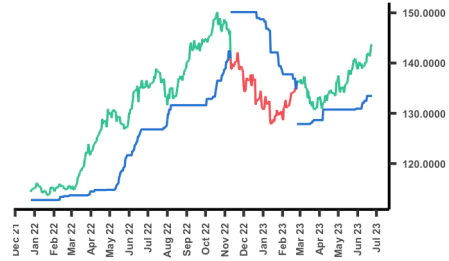
Global Cross-Asset Class Edition

Foreign Exchange

Name	Position	Entry Date	Entry Price	Current Price	Stop Loss	P/L
USD						
USDJPY	Long	24.02.23	136.460	143.680	133.461	5.29%
USDCHF	Short	04.04.23	0.9056	0.8964	0.9099	1.02%
USDCNY	Long	16.05.23	6.9787	7.1795	6.8683	2.88%
USDIDR	Short	12.01.23	15337.5	14994.0	15000.0	2.24%
USDINR	Long	04.03.22	76.4250	81.9800	81.6750	7.27%
USDBRL	Short	01.02.23	5.0552	4.7864	5.0759	5.32%
USDMXN	Short	12.08.22	19.8258	17.1479	18.1584	13.51%
USD RUB	Long	10.10.22	63.8100	83.6455	76.1100	31.09%
USDTRY	Long	26.12.21	10.8071	25.2375	19.4037	133.53%
USDZAR	Long	06.02.23	17.6623	18.6947	18.0383	5.85%

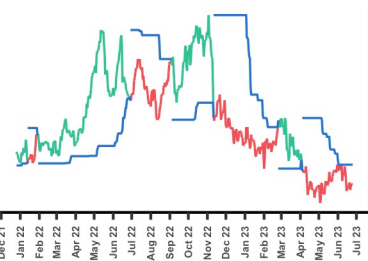
USDJPY

Position	Long	P/L	5.29%
Entry Price	136.460	Current Price	143.680
Entry Date	24.02.23	Stop Loss	133.461



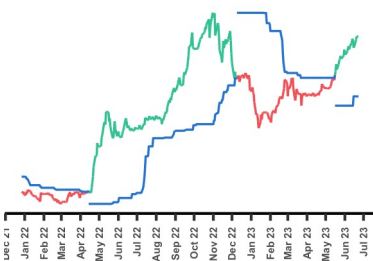
USDCHF

Position	Short	P/L	1.02%
Entry Price	0.9056	Current Price	0.8964
Entry Date	04.04.23	Stop Loss	0.9099



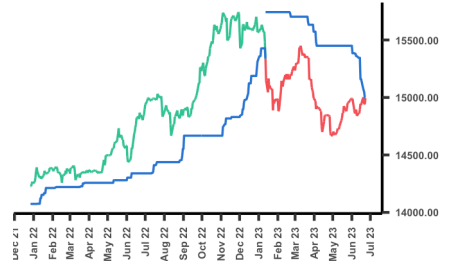
USDCNY

Position	Long	P/L	2.88%
Entry Price	6.9787	Current Price	7.1795
Entry Date	16.05.23	Stop Loss	6.8683



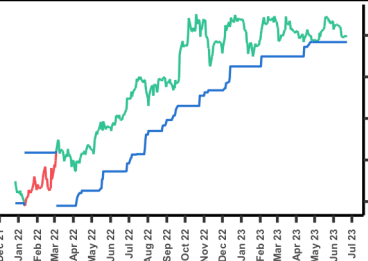
USDIDR

Position	Short	P/L	2.24%
Entry Price	15337.5	Current Price	14994.0
Entry Date	12.01.23	Stop Loss	15000.0



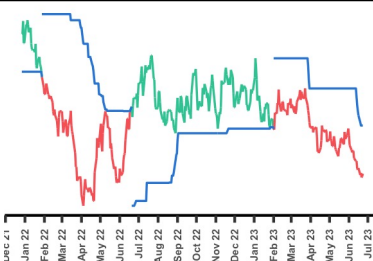
USDINR

Position	Long	P/L	7.27%
Entry Price	76.4250	Current Price	81.9800
Entry Date	04.03.22	Stop Loss	81.6750



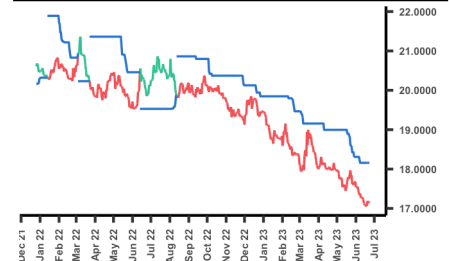
USDBRL

Position	Short	P/L	5.32%
Entry Price	5.0552	Current Price	4.7864
Entry Date	01.02.23	Stop Loss	5.0759



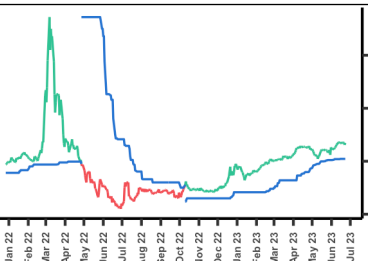
USDMXN

Position	Short	P/L	13.51%
Entry Price	19.8258	Current Price	17.1479
Entry Date	12.08.22	Stop Loss	18.1584



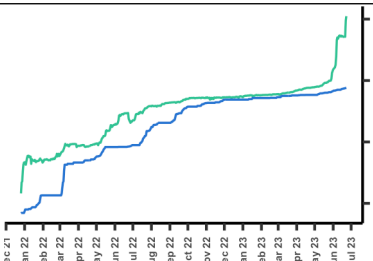
USD RUB

Position	Long	P/L	31.09%
Entry Price	63.8100	Current Price	83.6455
Entry Date	10.10.22	Stop Loss	76.1100



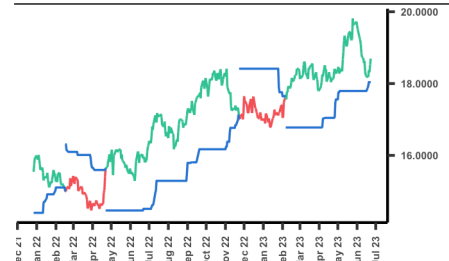
USDTRY

Position	Long	P/L	133.53%
Entry Price	10.8071	Current Price	25.2375
Entry Date	26.12.21	Stop Loss	19.4037



USDZAR

Position	Long	P/L	5.85%
Entry Price	17.6623	Current Price	18.6947
Entry Date	06.02.23	Stop Loss	18.0383



Trending Markets Today

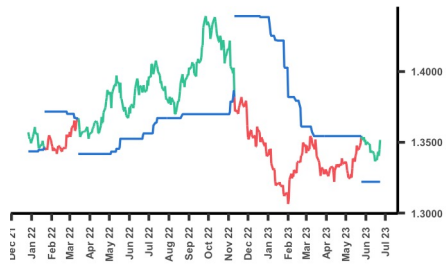
Global Cross-Asset Class Edition

Foreign Exchange

Name	Position	Entry Date	Entry Price	Current Price	Stop Loss	P/L
USD						
USDSGD	Long	25.05.23	1.3546	1.3517	1.3221	-0.21%
EUR						
EURUSD	Short	29.05.23	1.0705	1.0889	1.1059	-1.72%
EURGBP	Short	20.03.23	0.8733	0.8565	0.8862	1.92%
EURJPY	Long	17.02.23	143.761	156.450	146.775	8.83%
EURCHF	Short	03.05.23	0.9778	0.9786	0.9990	-0.08%
GBP						
GBPUSD	Long	03.04.23	1.2411	1.2711	1.2321	2.42%
GBPJPY	Long	03.04.23	164.415	182.630	165.455	11.08%
GBPCHF	Long	09.06.23	1.1349	1.1397	1.1071	0.42%
GBPAUD	Long	10.03.23	1.8288	1.9031	1.8460	4.06%
AUD						
AUDUSD	Long	14.06.23	0.6796	0.6677	0.6503	-1.75%

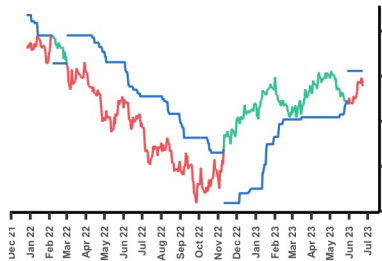
USDSGD

Position	Long	P/L	-0.21%
Entry Price	1.3546	Current Price	1.3517
Entry Date	25.05.23	Stop Loss	1.3221



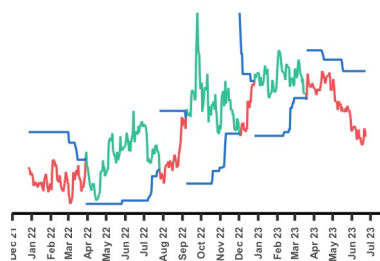
EURUSD

Position	Short	P/L	-1.72%
Entry Price	1.0705	Current Price	1.0889
Entry Date	29.05.23	Stop Loss	1.1059



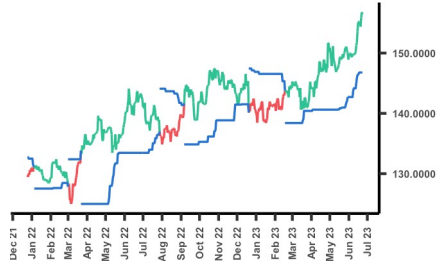
EURGBP

Position	Short	P/L	1.92%
Entry Price	0.8733	Current Price	0.8565
Entry Date	20.03.23	Stop Loss	0.8862



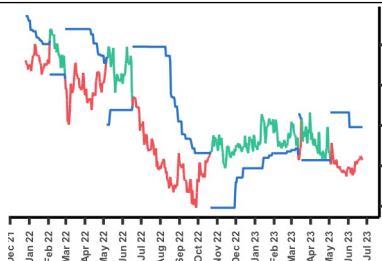
EURJPY

Position	Long	P/L	8.83%
Entry Price	143.761	Current Price	156.450
Entry Date	17.02.23	Stop Loss	146.775



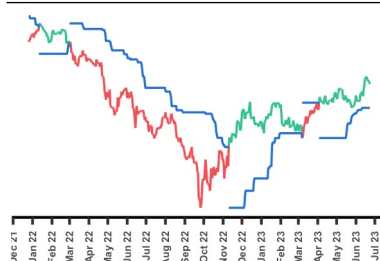
EURCHF

Position	Short	P/L	-0.08%
Entry Price	0.9778	Current Price	0.9786
Entry Date	03.05.23	Stop Loss	0.9990



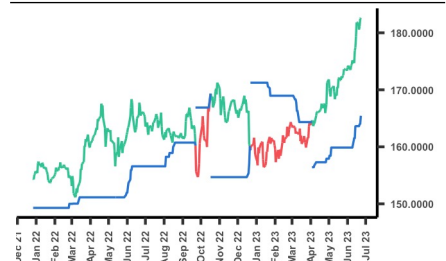
GBPUSD

Position	Long	P/L	2.42%
Entry Price	1.2411	Current Price	1.2711
Entry Date	03.04.23	Stop Loss	1.2321



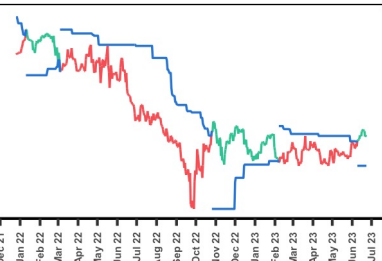
GBPJPY

Position	Long	P/L	11.08%
Entry Price	164.415	Current Price	182.630
Entry Date	03.04.23	Stop Loss	165.455



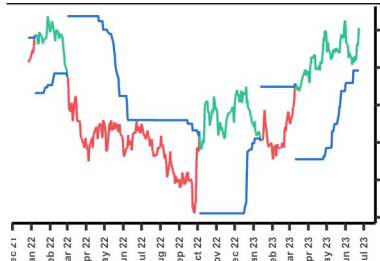
GBPCHF

Position	Long	P/L	0.42%
Entry Price	1.1349	Current Price	1.1397
Entry Date	09.06.23	Stop Loss	1.1071



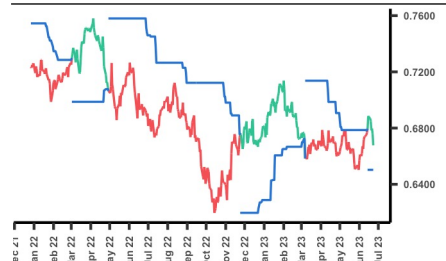
GBPAUD

Position	Long	P/L	4.06%
Entry Price	1.8288	Current Price	1.9031
Entry Date	10.03.23	Stop Loss	1.8460



AUDUSD

Position	Long	P/L	-1.75%
Entry Price	0.6796	Current Price	0.6677
Entry Date	14.06.23	Stop Loss	0.6503



Trending Markets Today

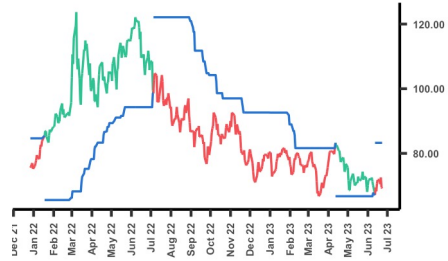
Global Cross-Asset Class Edition

Commodities

Name	Position	Entry Date	Entry Price	Current Price	Stop Loss	P/L
Energy						
Crude Oil	Short	12.06.23	67.12	69.16	83.26	-3.04%
ICE Brent Crude	Short	06.07.22	100.69	73.85	87.33	26.66%
Lead	Short	31.05.23	2012.5	2123.0	2172.5	-5.49%
Natural Gas (CME)	Long	18.05.23	2.715	2.729	2.101	0.52%
Metals						
Gold (COMEX)	Short	22.06.23	1923.7	1929.6	2055.7	-0.31%
Silver	Short	22.06.23	22.467	22.354	26.358	0.50%
Copper	Short	10.05.23	3.8410	3.8035	4.1240	0.98%
Nickel	Short	23.02.23	25387.0	21311.0	25633.0	16.06%
Aluminum	Short	11.05.23	2211.0	2174.5	2445.0	1.65%
Palladium	Short	30.05.23	1378.6	1268.1	1639.6	8.02%

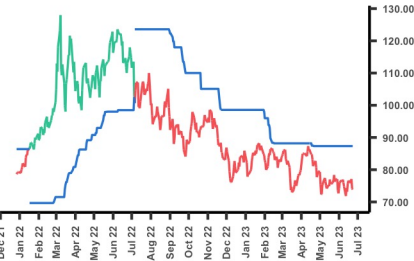
Crude Oil

Position	Short	P/L	-3.04%
Entry Price	67.12	Current Price	69.16
Entry Date	12.06.23	Stop Loss	83.26



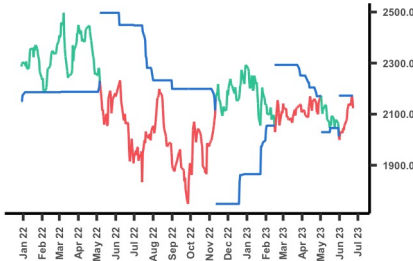
ICE Brent Crude

Position	Short	P/L	26.66%
Entry Price	100.69	Current Price	73.85
Entry Date	06.07.22	Stop Loss	87.33



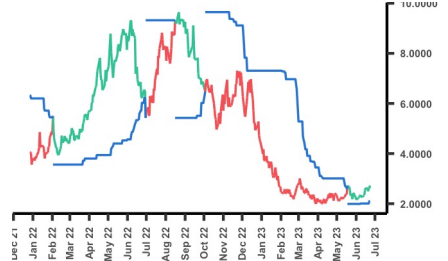
Lead

Position	Short	P/L	-5.49%
Entry Price	2012.5	Current Price	2123.0
Entry Date	31.05.23	Stop Loss	2172.5



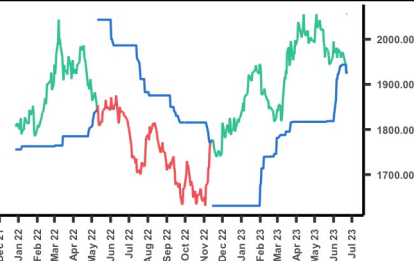
Natural Gas (CME)

Position	Long	P/L	0.52%
Entry Price	2.715	Current Price	2.729
Entry Date	18.05.23	Stop Loss	2.101



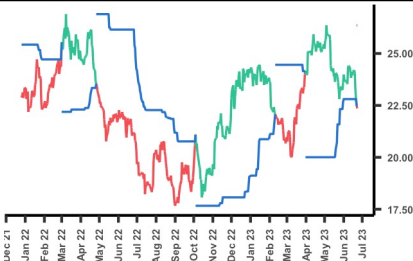
Gold (COMEX)

Position	Short	P/L	-0.31%
Entry Price	1923.7	Current Price	1929.6
Entry Date	22.06.23	Stop Loss	2055.7



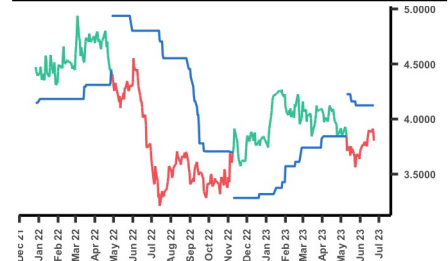
Silver

Position	Short	P/L	0.50%
Entry Price	22.467	Current Price	22.354
Entry Date	22.06.23	Stop Loss	26.358



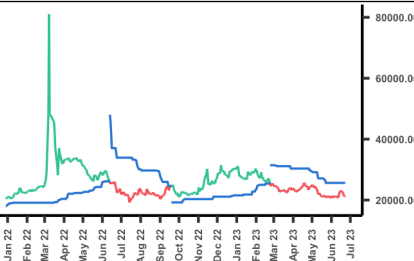
Copper

Position	Short	P/L	0.98%
Entry Price	3.8410	Current Price	3.8035
Entry Date	10.05.23	Stop Loss	4.1240



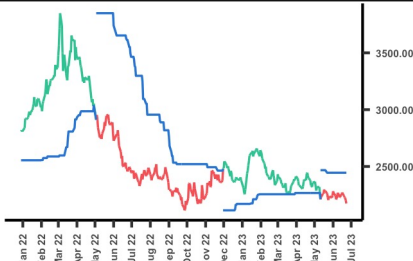
Nickel

Position	Short	P/L	16.06%
Entry Price	25387.0	Current Price	21311.0
Entry Date	23.02.23	Stop Loss	25633.0



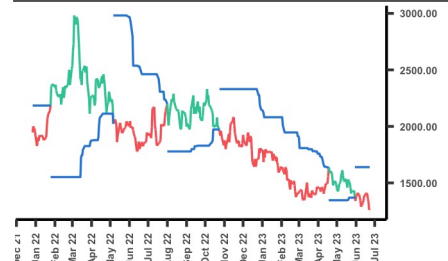
Aluminum

Position	Short	P/L	1.65%
Entry Price	2211.0	Current Price	2174.5
Entry Date	11.05.23	Stop Loss	2445.0



Palladium

Position	Short	P/L	8.02%
Entry Price	1378.6	Current Price	1268.1
Entry Date	30.05.23	Stop Loss	1639.6



Trending Markets Today

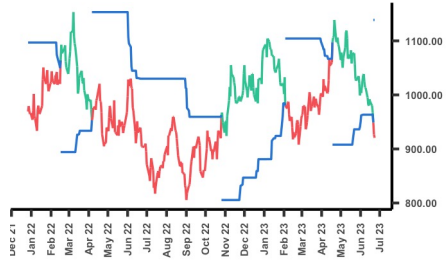
Global Cross-Asset Class Edition

Commodities

Name	Position	Entry Date	Entry Price	Current Price	Stop Loss	P/L
Metals						
Platinum	Short	21.06.23	949.0	920.6	1138.7	2.99%
Tin	Short	10.03.23	22912	26476	27843	-15.56%
Zinc	Short	10.03.23	2937.0	2364.5	2968.0	19.49%
Agriculture						
Cocoa	Long	04.11.22	2434.0	3203.0	2868.0	31.59%
Coffee	Short	23.06.23	168.05	168.05	205.25	0.00%
Corn (CME)	Short	14.07.22	695.00	630.75	677.50	9.24%
Soybean (CME)	Short	21.03.23	1467.00	1494.50	1519.25	-1.87%
Sugar	Long	13.10.22	18.81	24.18	21.25	28.55%
Wheat (CBOT)	Long	21.06.23	734.50	746.50	591.00	1.63%
Cotton	Long	17.05.23	86.94	78.06	76.51	-10.21%

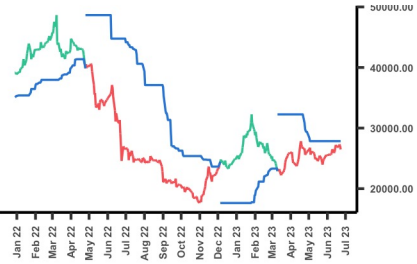
Platinum

Position	Short	P/L	2.99%
Entry Price	949.0	Current Price	920.6
Entry Date	21.06.23	Stop Loss	1138.7



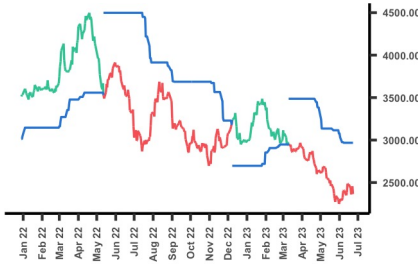
Tin

Position	Short	P/L	-15.56%
Entry Price	22912	Current Price	26476
Entry Date	10.03.23	Stop Loss	27843



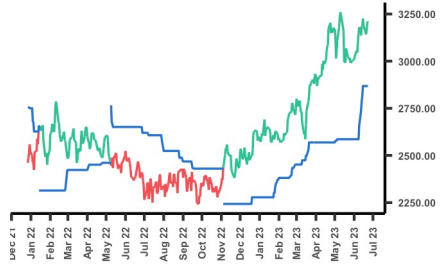
Zinc

Position	Short	P/L	19.49%
Entry Price	2937.0	Current Price	2364.5
Entry Date	10.03.23	Stop Loss	2968.0



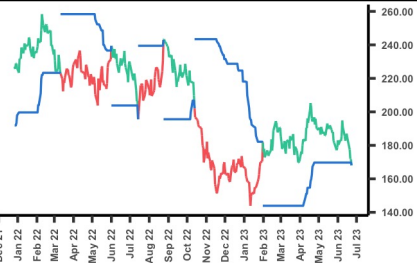
Cocoa

Position	Long	P/L	31.59%
Entry Price	2434.0	Current Price	3203.0
Entry Date	04.11.22	Stop Loss	2868.0



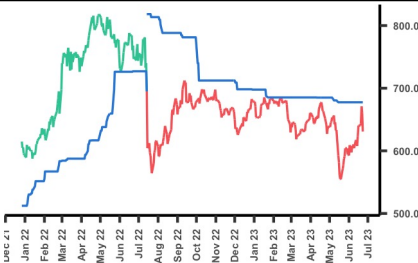
Coffee

Position	Short	P/L	0.00%
Entry Price	168.05	Current Price	168.05
Entry Date	23.06.23	Stop Loss	205.25



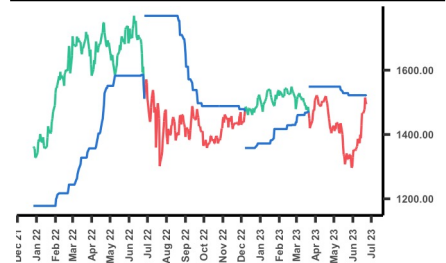
Corn (CME)

Position	Short	P/L	9.24%
Entry Price	695.00	Current Price	630.75
Entry Date	14.07.22	Stop Loss	677.50



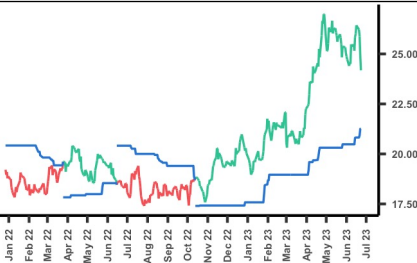
Soybean (CME)

Position	Short	P/L	-1.87%
Entry Price	1467.00	Current Price	1494.50
Entry Date	21.03.23	Stop Loss	1519.25



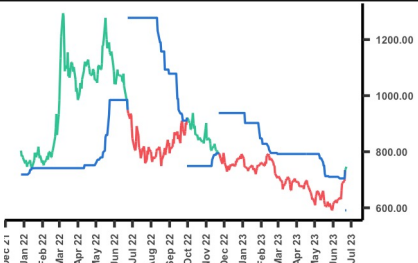
Sugar

Position	Long	P/L	28.55%
Entry Price	18.81	Current Price	24.18
Entry Date	13.10.22	Stop Loss	21.25



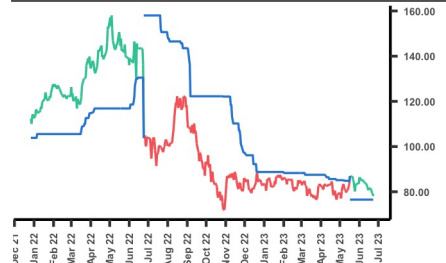
Wheat (CBOT)

Position	Long	P/L	1.63%
Entry Price	734.50	Current Price	746.50
Entry Date	21.06.23	Stop Loss	591.00



Cotton

Position	Long	P/L	-10.21%
Entry Price	86.94	Current Price	78.06
Entry Date	17.05.23	Stop Loss	76.51



Trending Markets Today

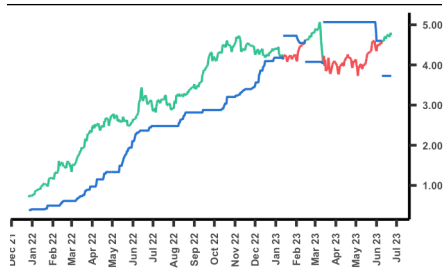
Global Cross-Asset Class Edition

Interest Rates

Name	Position	Entry Date	Entry Price	Current Price	Stop Loss	P/L (In BPS)
North America						
US Government Bond 2Y	Long	09.06.23	4.60	4.75	3.73	15
United States Government Bond 10Y	Long	13.06.23	3.84	3.74	3.29	-10
European Region						
UK Government Bond 2Y	Long	27.12.21	0.67	5.16	3.33	450
United Kingdom Government Bond 10Y	Long	27.02.23	3.81	4.32	3.37	51
Germany 2 Year Schatz Yield	Long	07.06.23	2.98	3.17	2.52	19
Germany Government Bond 10Y	Long	13.09.22	1.72	2.36	2.18	64
Italy 24 Month CTZ Yield	Long	27.12.21	-0.10	3.76	3.08	386
Italy Government Bond 10Y	Short	23.11.22	3.80	3.99	4.39	-19
France Government Bond 2Y	Long	07.06.23	3.08	3.23	2.61	15
France Government Bond 10Y	Long	27.12.22	3.05	2.88	2.69	-17

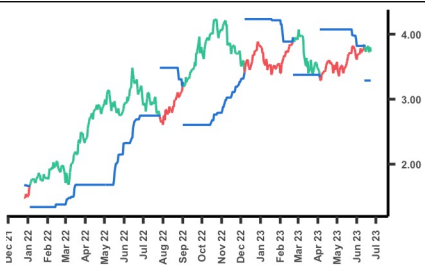
US Government Bond 2Y

Position	Long	P/L (In BPS)	15
Entry Price	4.60	Current Price	4.75
Entry Date	09.06.23	Stop Loss	3.73



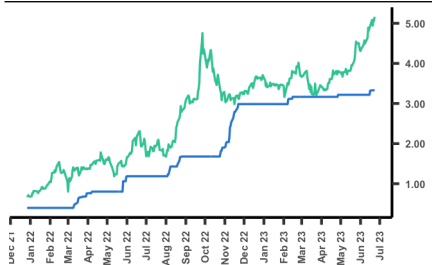
United States Government Bond 10Y

Position	Long	P/L (In BPS)	-10
Entry Price	3.84	Current Price	3.74
Entry Date	13.06.23	Stop Loss	3.29



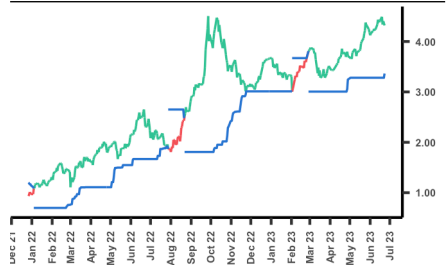
UK Government Bond 2Y

Position	Long	P/L (In BPS)	450
Entry Price	0.67	Current Price	5.16
Entry Date	27.12.21	Stop Loss	3.33



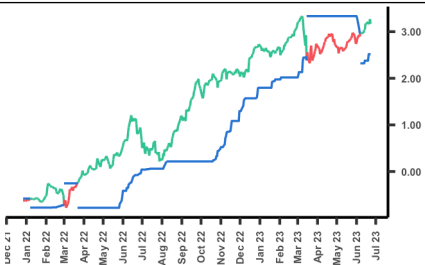
United Kingdom Government Bond 10Y

Position	Long	P/L (In BPS)	51
Entry Price	3.81	Current Price	4.32
Entry Date	27.02.23	Stop Loss	3.37



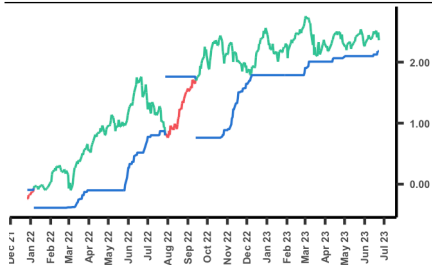
Germany 2 Year Schatz Yield

Position	Long	P/L (In BPS)	19
Entry Price	2.98	Current Price	3.17
Entry Date	07.06.23	Stop Loss	2.52



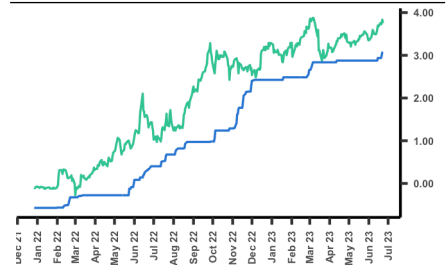
Germany Government Bond 10Y

Position	Long	P/L (In BPS)	64
Entry Price	1.72	Current Price	2.36
Entry Date	13.09.22	Stop Loss	2.18



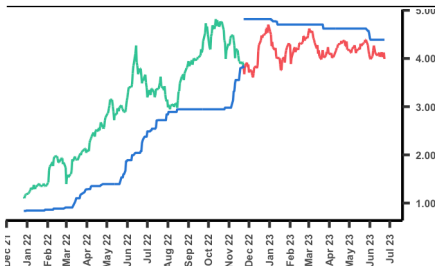
Italy 24 Month CTZ Yield

Position	Long	P/L (In BPS)	386
Entry Price	-0.10	Current Price	3.76
Entry Date	27.12.21	Stop Loss	3.08



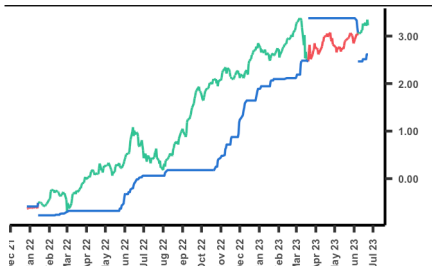
Italy Government Bond 10Y

Position	Short	P/L (In BPS)	-19
Entry Price	3.80	Current Price	3.99
Entry Date	23.11.22	Stop Loss	4.39



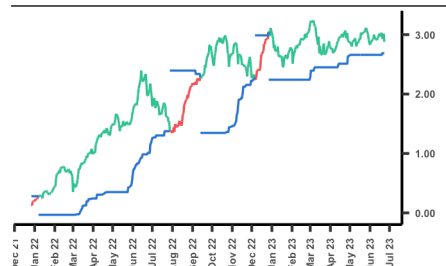
France Government Bond 2Y

Position	Long	P/L (In BPS)	15
Entry Price	3.08	Current Price	3.23
Entry Date	07.06.23	Stop Loss	2.61



France Government Bond 10Y

Position	Long	P/L (In BPS)	-17
Entry Price	3.05	Current Price	2.88
Entry Date	27.12.22	Stop Loss	2.69



Trending Markets Today

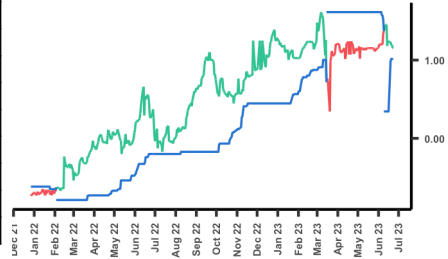
Global Cross-Asset Class Edition

Interest Rates

Name	Position	Entry Date	Entry Price	Current Price	Stop Loss	P/L (In BPS)
European Region						
Switzerland 2 Year Note Yield	Long	09.06.23	1.37	1.15	1.01	-22
Switzerland Government Bond 10Y	Short	15.03.23	1.03	0.96	1.23	7
Asia Pacific						
Japan 2 Year Note Yield	Short	09.02.23	-0.03	-0.08	-0.03	4
Japan Government Bond 10Y	Short	13.03.23	0.31	0.37	0.48	-6
China Government Bond 2Y	Short	27.04.23	2.30	2.19	2.40	11
China Government Bond 10Y	Short	16.03.23	2.86	2.71	2.87	15
India Government Bond 2Y	Short	20.04.23	6.88	6.92	7.07	-4
India Government Bond 10Y	Short	05.04.23	7.27	7.07	7.32	20
Australia 2 Year Note Yield	Long	29.05.23	3.61	4.15	2.94	54
Australia Government Bond 10Y	Long	05.06.23	3.77	3.94	3.19	17

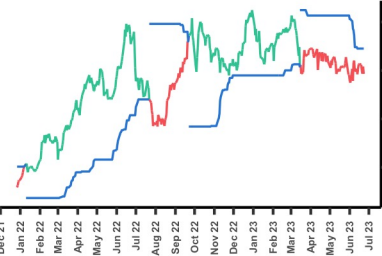
Switzerland 2 Year Note Yield

Position	Long	P/L (In BPS)	-22
Entry Price	1.37	Current Price	1.15
Entry Date	09.06.23	Stop Loss	1.01



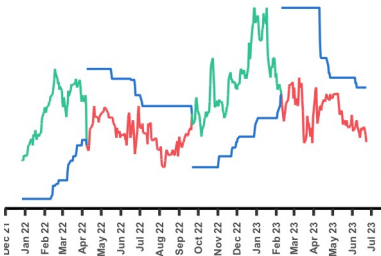
Switzerland Government Bond 10Y

Position	Short	P/L (In BPS)	7
Entry Price	1.03	Current Price	0.96
Entry Date	15.03.23	Stop Loss	1.23



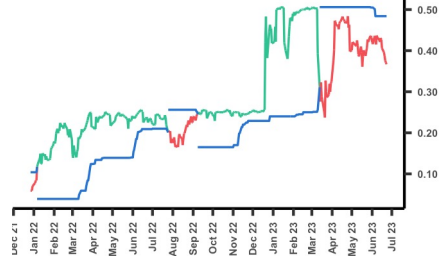
Japan 2 Year Note Yield

Position	Short	P/L (In BPS)	4
Entry Price	-0.03	Current Price	-0.08
Entry Date	09.02.23	Stop Loss	-0.03



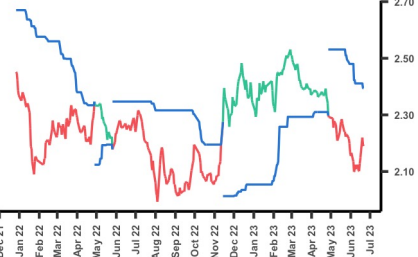
Japan Government Bond 10Y

Position	Short	P/L (In BPS)	-6
Entry Price	0.31	Current Price	0.37
Entry Date	13.03.23	Stop Loss	0.48



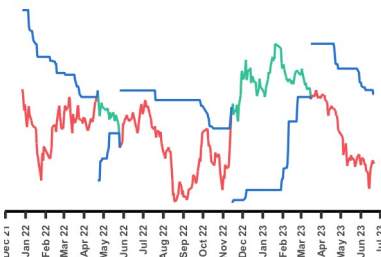
China Government Bond 2Y

Position	Short	P/L (In BPS)	11
Entry Price	2.30	Current Price	2.19
Entry Date	27.04.23	Stop Loss	2.40



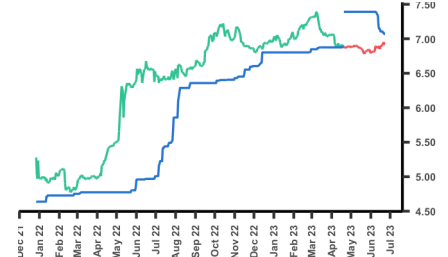
China Government Bond 10Y

Position	Short	P/L (In BPS)	15
Entry Price	2.86	Current Price	2.71
Entry Date	16.03.23	Stop Loss	2.87



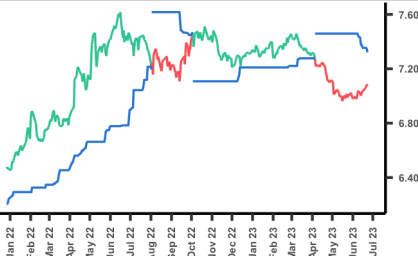
India Government Bond 2Y

Position	Short	P/L (In BPS)	-4
Entry Price	6.88	Current Price	6.92
Entry Date	20.04.23	Stop Loss	7.07



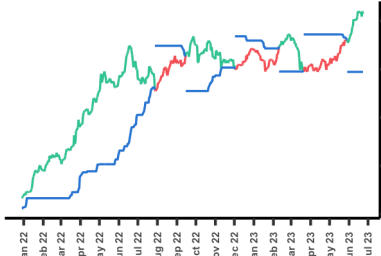
India Government Bond 10Y

Position	Short	P/L (In BPS)	20
Entry Price	7.27	Current Price	7.07
Entry Date	05.04.23	Stop Loss	7.32



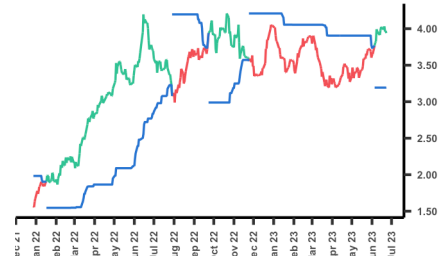
Australia 2 Year Note Yield

Position	Long	P/L (In BPS)	54
Entry Price	3.61	Current Price	4.15
Entry Date	29.05.23	Stop Loss	2.94



Australia Government Bond 10Y

Position	Long	P/L (In BPS)	17
Entry Price	3.77	Current Price	3.94
Entry Date	05.06.23	Stop Loss	3.19



Trending Markets Today

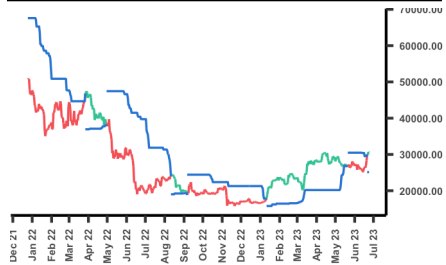
Global Cross-Asset Class Edition

Cryptocurrencies

Name	Position	Entry Date	Entry Price	Current Price	Stop Loss	P/L
Majors						
Bitcoin	Long	21.06.23	30027.30	30548.69	25124.68	1.74%
Ethereum	Short	10.06.23	1752.38	1876.06	1995.06	-7.06%
Binance Coin	Short	21.05.23	306.51	236.66	337.65	22.79%
XRP	Long	21.03.23	0.4697	0.4873	0.4219	3.75%
Cardano	Short	05.06.23	0.3520	0.2900	0.4098	17.61%
Solana	Short	21.05.23	19.61	16.65	23.37	15.08%
Polkadot [IOU]	Short	08.05.23	5.38	5.01	6.04	6.85%
Dogecoin	Short	24.05.23	0.07074	0.06674	0.08163	5.65%
Polygon	Short	21.04.23	1.0127	0.6553	1.0125	35.29%
Shiba Inu	Short	01.05.23	0.00000997	0.00000782	0.00001029	21.50%

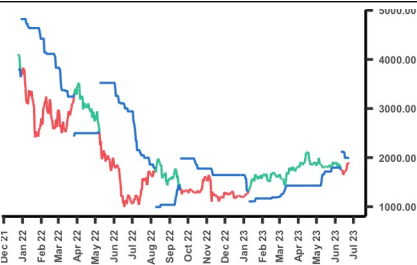
Bitcoin

Position	Long	P/L	1.74%
Entry Price	30027.30	Current Price	30548.69
Entry Date	21.06.23	Stop Loss	25124.68



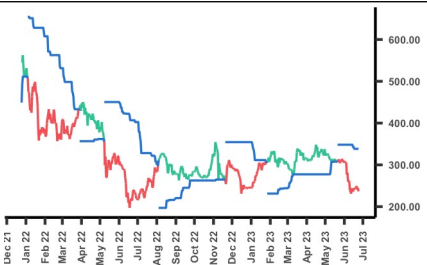
Ethereum

Position	Short	P/L	-7.06%
Entry Price	1752.38	Current Price	1876.06
Entry Date	10.06.23	Stop Loss	1995.06



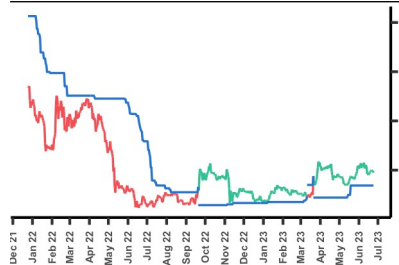
Binance Coin

Position	Short	P/L	22.79%
Entry Price	306.51	Current Price	236.66
Entry Date	21.05.23	Stop Loss	337.65



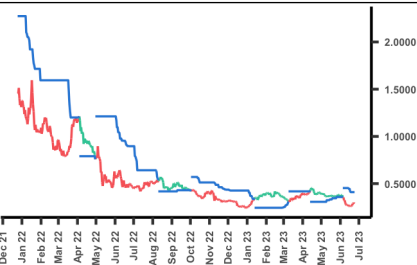
XRP

Position	Long	P/L	3.75%
Entry Price	0.4697	Current Price	0.4873
Entry Date	21.03.23	Stop Loss	0.4219



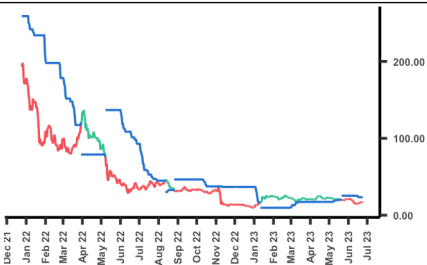
Cardano

Position	Short	P/L	17.61%
Entry Price	0.3520	Current Price	0.2900
Entry Date	05.06.23	Stop Loss	0.4098



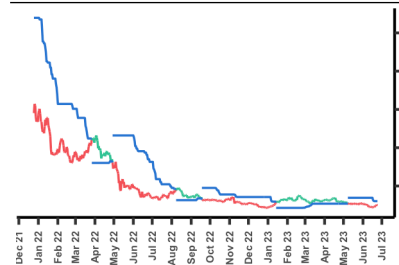
Solana

Position	Short	P/L	15.08%
Entry Price	19.61	Current Price	16.65
Entry Date	21.05.23	Stop Loss	23.37



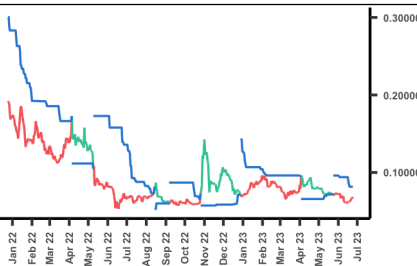
Polkadot [IOU]

Position	Short	P/L	6.85%
Entry Price	5.38	Current Price	5.01
Entry Date	08.05.23	Stop Loss	6.04



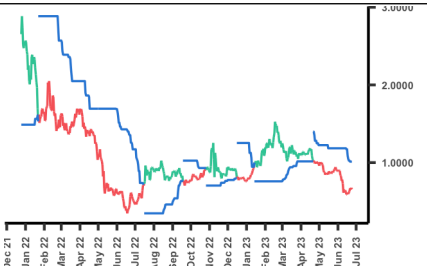
Dogecoin

Position	Short	P/L	5.65%
Entry Price	0.07074	Current Price	0.06674
Entry Date	24.05.23	Stop Loss	0.08163



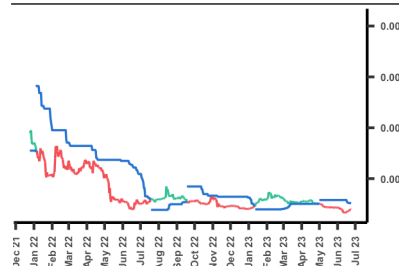
Polygon

Position	Short	P/L	35.29%
Entry Price	1.0127	Current Price	0.6553
Entry Date	21.04.23	Stop Loss	1.0125



Shiba Inu

Position	Short	P/L	21.50%
Entry Price	0.00000997	Current Price	0.00000782
Entry Date	01.05.23	Stop Loss	0.00001029



Appendix

A note on provided metrics in tables and charts

The following metrics are calculated and updated based on market closing prices:

- Position
- Entry Date
- Entry Price
- Current Price
- Stop Loss
- P/L

Signals are triggered end of day. The Entry Price and Entry Date in the tables and charts are based on the closing price from the day that the signals were generated.

A note on historical data

The data used in this report is adjusted for corporate actions and dividends for stocks and based on continuous futures for financial futures (with the current contract in front). If a financial future is rolled over to the next month or a stock pays a dividend or undergoes a split, the whole historical data set is adjusted. This methodology is applied to have no gaps in the data. Such changes are reflected in the data of this report as well.

A note on position sizing

This report does not cover position sizing. Readers must always size positions to manage their risk (e.g. Position Risk, Total Portfolio Risk, etc.).

Disclaimer

Trading in financial markets is subject to market risk and losses can be substantial. Readers must fully understand the risks involved and do only invest money according to their risk-bearing capacity. This reports' trading signals are based on proprietary calculations and are for informational purposes only. The author of this report is not a licensed investment advisor.

The information published in this newsletter should not be used to make trading decisions. Acting on any information, thought and view in this report is at the reader's own risk. The publisher of this report is not liable for any loss in any case. EOD Historical Data provides all market data. Market data errors can occur and may wrongly affect signals. The publisher of this report will not take responsibility for errors in data, accuracy of signals and potential losses incurred by readers.