

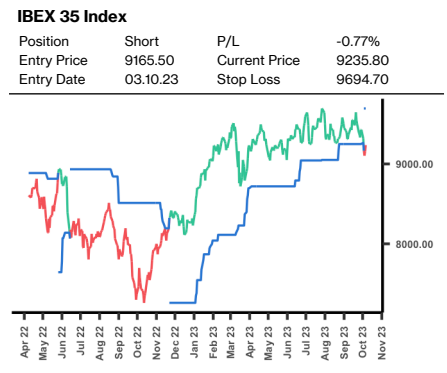
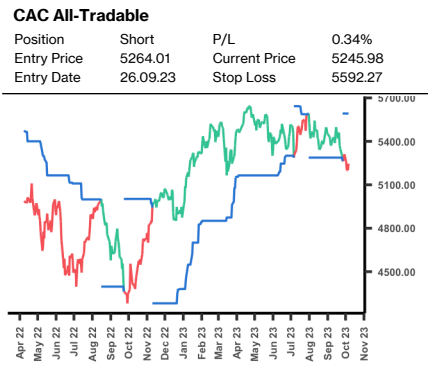
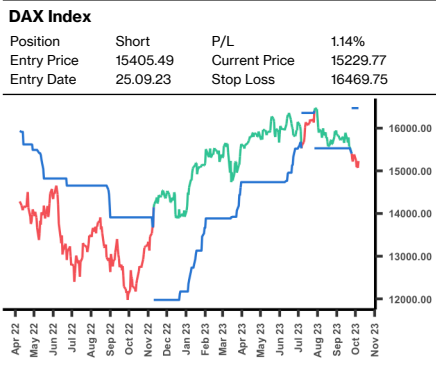
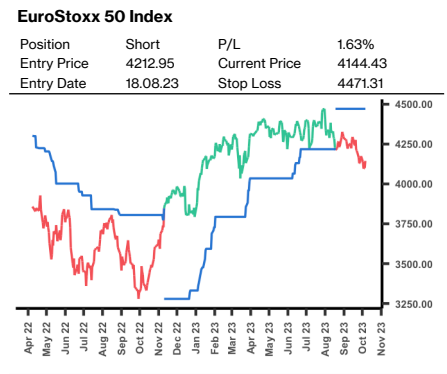
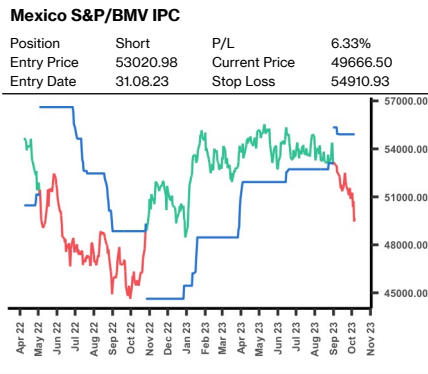
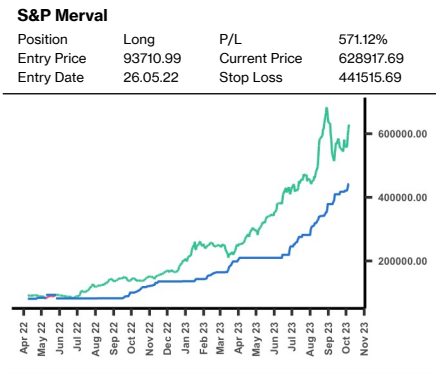
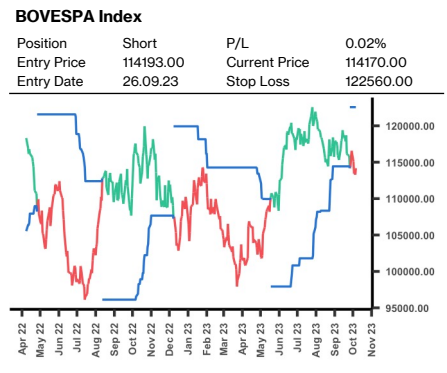
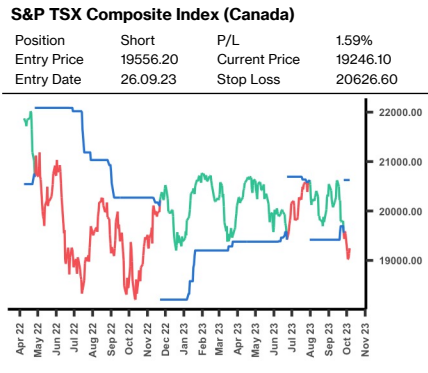
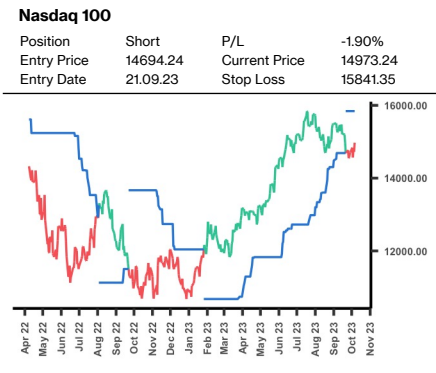
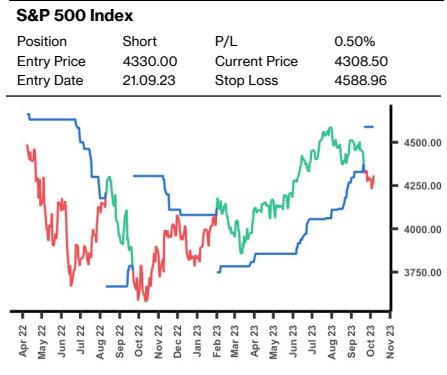
Trending Markets Today

Global Cross-Asset Class Edition

Global Stock Markets Page 1-2	Foreign Exchange Page 3-4	Commodities Page 5-6	Interest Rates Page 7-8	Cryptocurrencies Page 9
----------------------------------	------------------------------	-------------------------	----------------------------	----------------------------

Global Stock Markets

Name	Position	Entry Date	Entry Price	Current Price	Stop Loss	P/L
North America						
S&P 500 Index	Short	21.09.23	4330.00	4308.50	4588.96	0.50%
Nasdaq 100	Short	21.09.23	14694.24	14973.24	15841.35	-1.90%
S&P TSX Composite Index (Canada)	Short	26.09.23	19556.20	19246.10	20626.60	1.59%
Central & South America						
BOVESPA Index	Short	26.09.23	114193.00	114170.00	122560.00	0.02%
S&P Merval	Long	26.05.22	93710.99	628917.69	441515.69	571.12%
Mexico S&P/BMV IPC	Short	31.08.23	53020.98	49666.50	54910.93	6.33%
European Region						
EuroStoxx 50 Index	Short	18.08.23	4212.95	4144.43	4471.31	1.63%
DAX Index	Short	25.09.23	15405.49	15229.77	16469.75	1.14%
CAC All-Tradable	Short	26.09.23	5264.01	5245.98	5592.27	0.34%
IBEX 35 Index	Short	03.10.23	9165.50	9235.80	9694.70	-0.77%

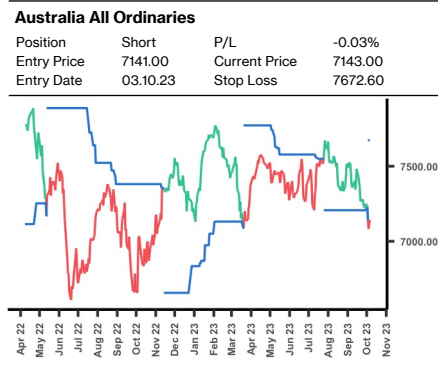
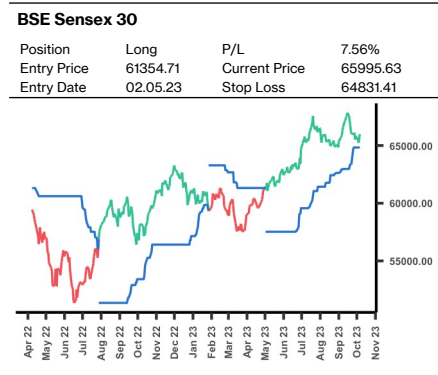
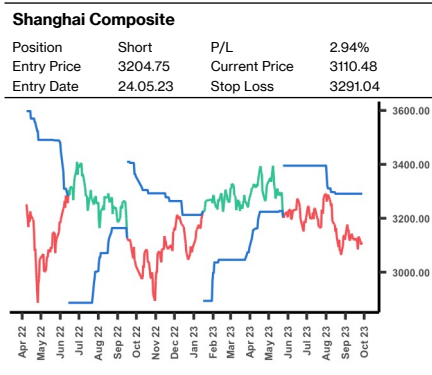
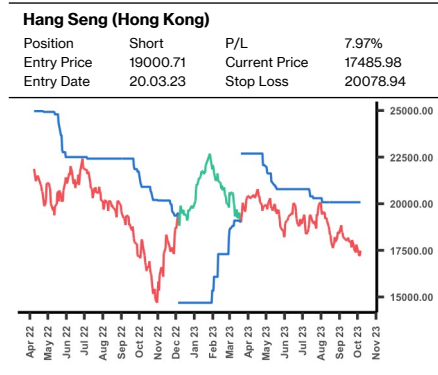
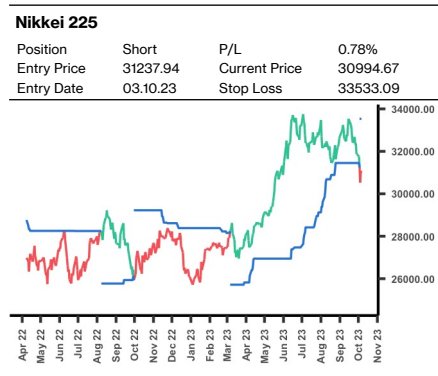
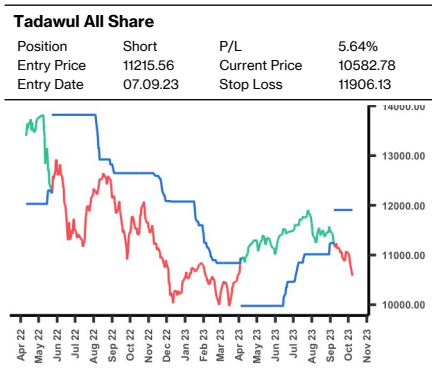
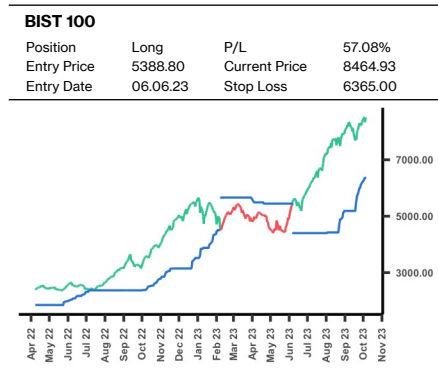
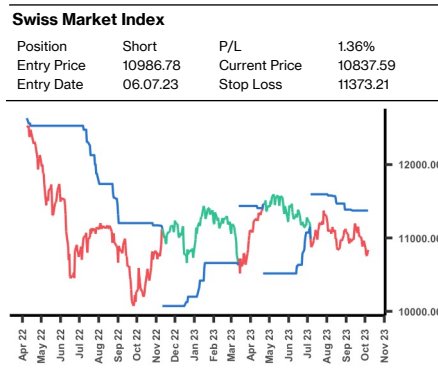


Trending Markets Today

Global Cross-Asset Class Edition

Global Stock Markets

Name	Position	Entry Date	Entry Price	Current Price	Stop Loss	P/L
European Region						
Swiss Market Index	Short	06.07.23	10986.78	10837.59	11373.21	1.36%
Middle East						
BIST 100	Long	06.06.23	5388.80	8464.93	6365.00	57.08%
Tadawul All Share	Short	07.09.23	11215.56	10582.78	11906.13	5.64%
Asia Pacific						
Nikkei 225	Short	03.10.23	31237.94	30994.67	33533.09	0.78%
Hang Seng (Hong Kong)	Short	20.03.23	19000.71	17485.98	20078.94	7.97%
Shanghai Composite	Short	24.05.23	3204.75	3110.48	3291.04	2.94%
BSE Sensex 30	Long	02.05.23	61354.71	65995.63	64831.41	7.56%
Australia All Ordinaries	Short	03.10.23	7141.00	7143.00	7672.60	-0.03%



Trending Markets Today

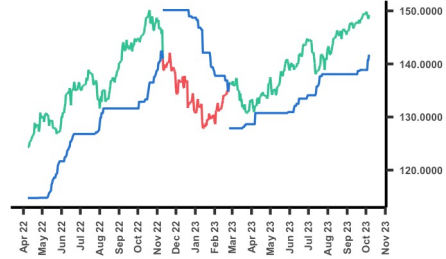
Global Cross-Asset Class Edition

Foreign Exchange

Name	Position	Entry Date	Entry Price	Current Price	Stop Loss	P/L
USD						
USDJPY	Long	24.02.23	136.460	149.220	141.750	9.35%
USDCHF	Long	06.09.23	0.8894	0.9126	0.8724	2.61%
USDIDR	Long	26.06.23	15015.0	15610.0	14987.5	3.96%
USDCNY	Long	16.05.23	6.9787	7.3015	7.1364	4.63%
USDINR	Long	08.04.22	75.9600	83.1178	81.7950	9.42%
USDBRL	Long	26.09.23	4.9907	5.1457	4.7246	3.11%
USDMXN	Long	05.09.23	17.3950	18.1471	16.7317	4.32%
USD RUB	Long	10.10.22	63.8100	100.9955	90.0000	58.28%
USDTRY	Long	08.04.22	14.7491	27.6155	25.7874	87.24%
USDZAR	Long	05.09.23	19.2107	19.2956	17.5491	0.44%

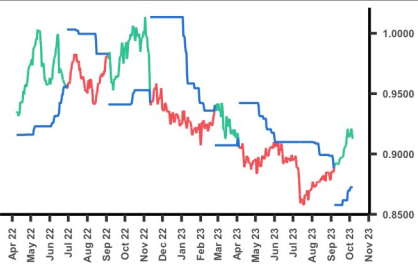
USDJPY

Position	Long	P/L	9.35%
Entry Price	136.460	Current Price	149.220
Entry Date	24.02.23	Stop Loss	141.750



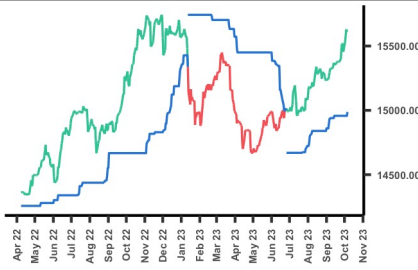
USDCHF

Position	Long	P/L	2.61%
Entry Price	0.8894	Current Price	0.9126
Entry Date	06.09.23	Stop Loss	0.8724



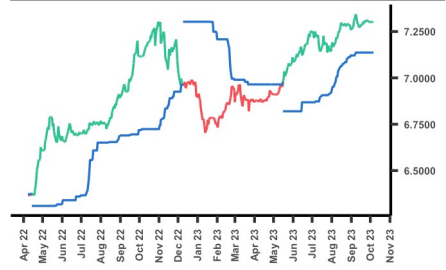
USDIDR

Position	Long	P/L	3.96%
Entry Price	15015.0	Current Price	15610.0
Entry Date	26.06.23	Stop Loss	14987.5



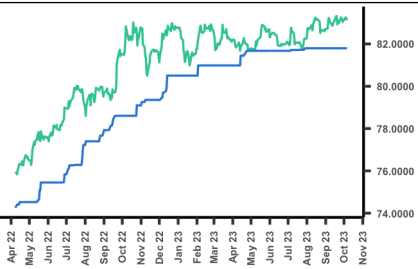
USDCNY

Position	Long	P/L	4.63%
Entry Price	6.9787	Current Price	7.3015
Entry Date	16.05.23	Stop Loss	7.1364



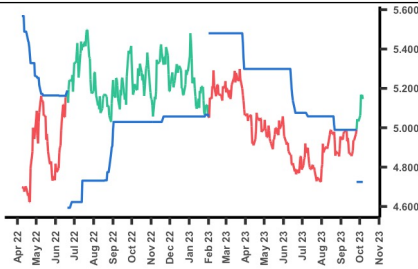
USDINR

Position	Long	P/L	9.42%
Entry Price	75.9600	Current Price	83.1178
Entry Date	08.04.22	Stop Loss	81.7950



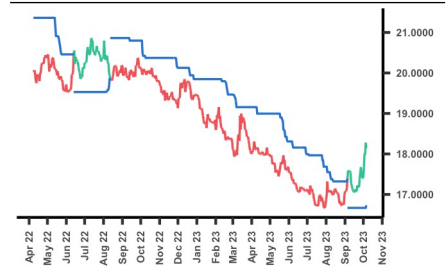
USDBRL

Position	Long	P/L	3.11%
Entry Price	4.9907	Current Price	5.1457
Entry Date	26.09.23	Stop Loss	4.7246



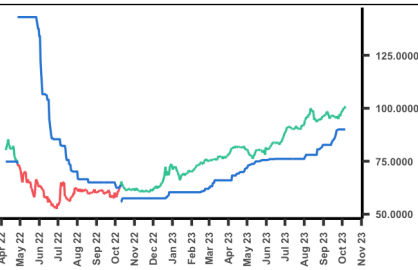
USDMXN

Position	Long	P/L	4.32%
Entry Price	17.3950	Current Price	18.1471
Entry Date	05.09.23	Stop Loss	16.7317



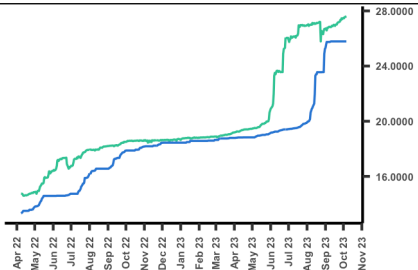
USD RUB

Position	Long	P/L	58.28%
Entry Price	63.8100	Current Price	100.9955
Entry Date	10.10.22	Stop Loss	90.0000



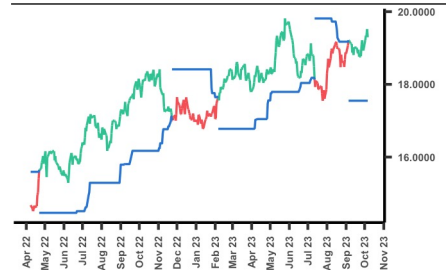
USDTRY

Position	Long	P/L	87.24%
Entry Price	14.7491	Current Price	27.6155
Entry Date	08.04.22	Stop Loss	25.7874



USDZAR

Position	Long	P/L	0.44%
Entry Price	19.2107	Current Price	19.2956
Entry Date	05.09.23	Stop Loss	17.5491



Trending Markets Today

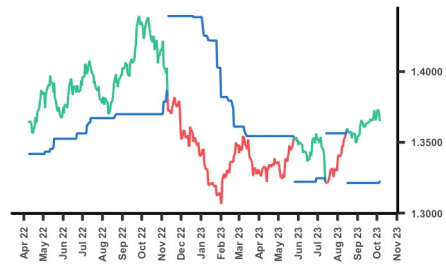
Global Cross-Asset Class Edition

Foreign Exchange

Name	Position	Entry Date	Entry Price	Current Price	Stop Loss	P/L
USD						
USDSGD	Long	15.08.23	1.3584	1.3649	1.3228	0.48%
EUR						
EURUSD	Short	24.08.23	1.0809	1.0586	1.1024	2.06%
EURGBP	Long	21.09.23	0.8669	0.8647	0.8519	-0.25%
EURJPY	Long	17.02.23	143.761	158.070	155.170	9.95%
EURCHF	Long	21.09.23	0.9643	0.9636	0.9531	-0.07%
GBP						
GBPUSD	Short	24.08.23	1.2599	1.2238	1.2854	2.87%
GBPJPY	Long	03.04.23	164.415	182.740	178.445	11.15%
GBPCHF	Short	19.07.23	1.1100	1.1134	1.1242	-0.31%
GBPAUD	Short	24.09.23	1.8944	1.9167	1.9905	-1.18%
AUD						
AUDUSD	Short	09.08.23	0.6528	0.6383	0.6721	2.22%

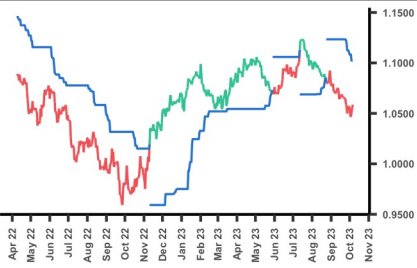
USDSGD

Position	Long	P/L	0.48%
Entry Price	1.3584	Current Price	1.3649
Entry Date	15.08.23	Stop Loss	1.3228



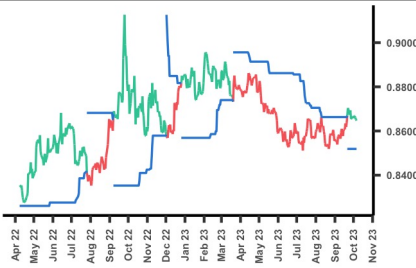
EURUSD

Position	Short	P/L	2.06%
Entry Price	1.0809	Current Price	1.0586
Entry Date	24.08.23	Stop Loss	1.1024



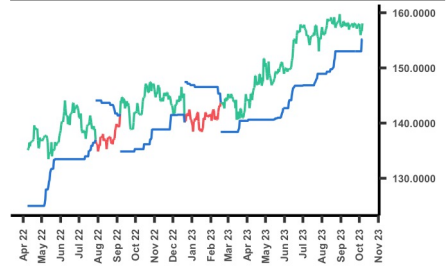
EURGBP

Position	Long	P/L	-0.25%
Entry Price	0.8669	Current Price	0.8647
Entry Date	21.09.23	Stop Loss	0.8519



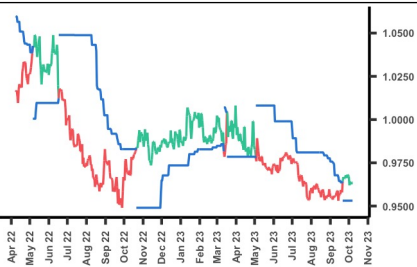
EURJPY

Position	Long	P/L	9.95%
Entry Price	143.761	Current Price	158.070
Entry Date	17.02.23	Stop Loss	155.170



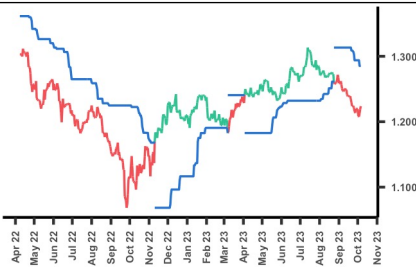
EURCHF

Position	Long	P/L	-0.07%
Entry Price	0.9643	Current Price	0.9636
Entry Date	21.09.23	Stop Loss	0.9531



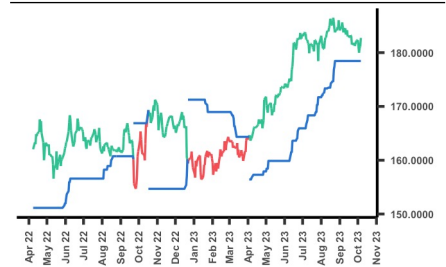
GBPUSD

Position	Short	P/L	2.87%
Entry Price	1.2599	Current Price	1.2238
Entry Date	24.08.23	Stop Loss	1.2854



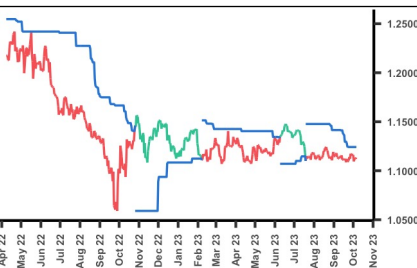
GBPJPY

Position	Long	P/L	11.15%
Entry Price	164.415	Current Price	182.740
Entry Date	03.04.23	Stop Loss	178.445



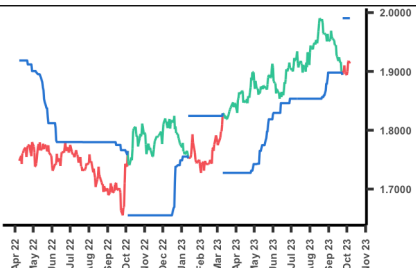
GBPCHF

Position	Short	P/L	-0.31%
Entry Price	1.1100	Current Price	1.1134
Entry Date	19.07.23	Stop Loss	1.1242



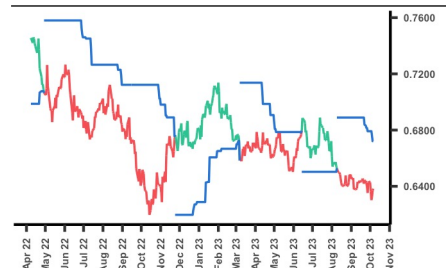
GBPAUD

Position	Short	P/L	-1.18%
Entry Price	1.8944	Current Price	1.9167
Entry Date	24.09.23	Stop Loss	1.9905



AUDUSD

Position	Short	P/L	2.22%
Entry Price	0.6528	Current Price	0.6383
Entry Date	09.08.23	Stop Loss	0.6721



Trending Markets Today

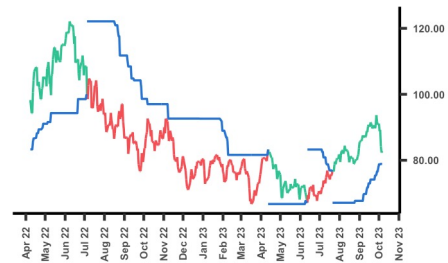
Global Cross-Asset Class Edition

Commodities

Name	Position	Entry Date	Entry Price	Current Price	Stop Loss	P/L
Energy						
Crude Oil	Long	21.07.23	77.07	82.79	78.89	7.42%
ICE Brent Crude	Long	24.07.23	82.74	84.58	78.50	2.22%
Lead	Long	24.07.23	2175.0	2143.5	2085.5	-1.45%
Natural Gas (CME)	Long	18.05.23	2.715	3.338	2.477	22.95%
Metals						
Gold (COMEX)	Short	22.06.23	1923.7	1845.2	1980.8	4.08%
Silver	Short	29.09.23	22.450	21.723	25.139	3.24%
Copper	Short	25.09.23	3.6495	3.6245	4.0080	0.69%
Nickel	Short	23.02.23	25387.0	18582.0	22450.0	26.81%
Aluminum	Long	29.09.23	2347.0	2239.5	2137.0	-4.58%
Palladium	Short	30.05.23	1378.6	1164.2	1298.2	15.55%

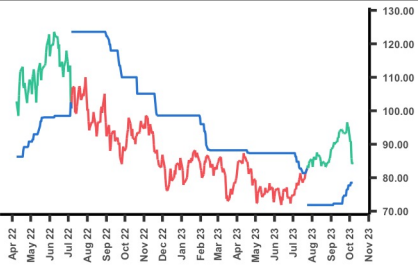
Crude Oil

Position	Long	P/L	7.42%
Entry Price	77.07	Current Price	82.79
Entry Date	21.07.23	Stop Loss	78.89



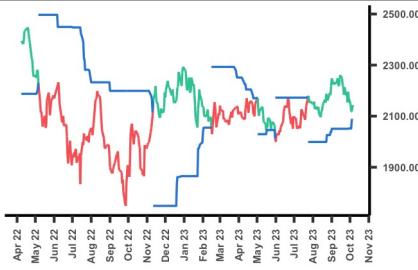
ICE Brent Crude

Position	Long	P/L	2.22%
Entry Price	82.74	Current Price	84.58
Entry Date	24.07.23	Stop Loss	78.50



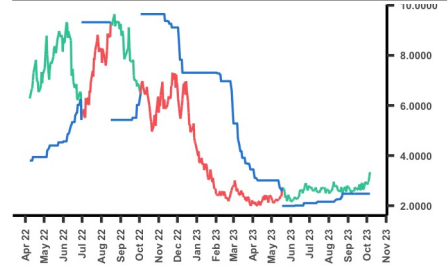
Lead

Position	Long	P/L	-1.45%
Entry Price	2175.0	Current Price	2143.5
Entry Date	24.07.23	Stop Loss	2085.5



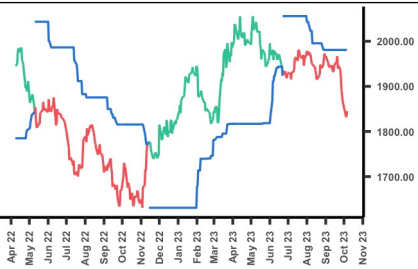
Natural Gas (CME)

Position	Long	P/L	22.95%
Entry Price	2.715	Current Price	3.338
Entry Date	18.05.23	Stop Loss	2.477



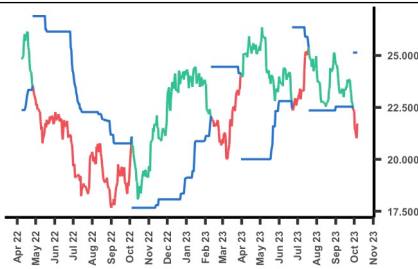
Gold (COMEX)

Position	Short	P/L	4.08%
Entry Price	1923.7	Current Price	1845.2
Entry Date	22.06.23	Stop Loss	1980.8



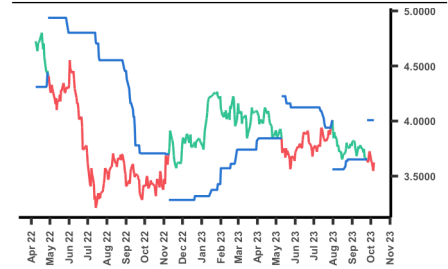
Silver

Position	Short	P/L	3.24%
Entry Price	22.450	Current Price	21.723
Entry Date	29.09.23	Stop Loss	25.139



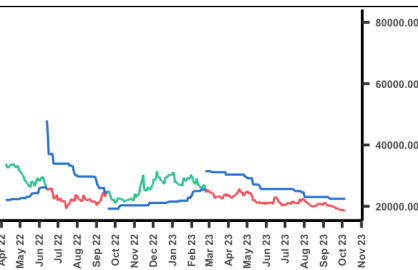
Copper

Position	Short	P/L	0.69%
Entry Price	3.6495	Current Price	3.6245
Entry Date	25.09.23	Stop Loss	4.0080



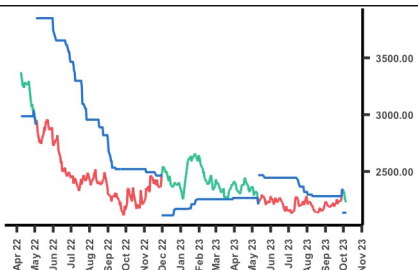
Nickel

Position	Short	P/L	26.81%
Entry Price	25387.0	Current Price	18582.0
Entry Date	23.02.23	Stop Loss	22450.0



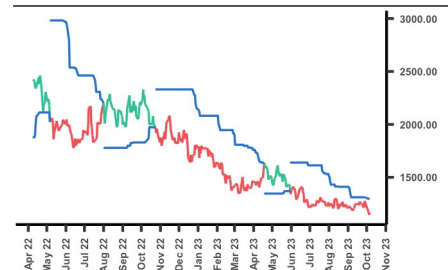
Aluminum

Position	Long	P/L	-4.58%
Entry Price	2347.0	Current Price	2239.5
Entry Date	29.09.23	Stop Loss	2137.0



Palladium

Position	Short	P/L	15.55%
Entry Price	1378.6	Current Price	1164.2
Entry Date	30.05.23	Stop Loss	1298.2



Trending Markets Today

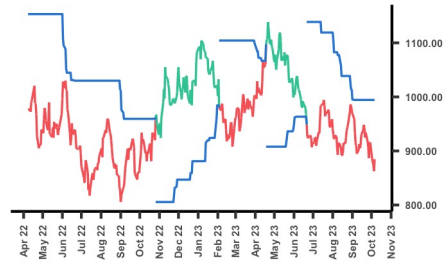
Global Cross-Asset Class Edition

Commodities

Name	Position	Entry Date	Entry Price	Current Price	Stop Loss	P/L
Metals						
Platinum	Short	21.06.23	949.0	884.7	994.4	6.78%
Tin	Short	29.09.23	23944	24644	29010	-2.92%
Zinc	Long	14.09.23	2570.0	2509.0	2283.5	-2.37%
Agriculture						
Cocoa	Long	04.11.22	2434.0	3453.0	3282.0	41.87%
Coffee	Short	23.06.23	168.05	146.05	167.50	13.09%
Corn (CME)	Short	14.07.22	695.00	492.00	560.50	29.21%
Soybean (CME)	Short	21.03.23	1467.00	1266.00	1424.50	13.70%
Sugar	Long	05.09.23	26.65	26.74	23.40	0.34%
Wheat (CBOT)	Short	01.09.23	595.50	568.25	760.25	4.58%
Cotton	Long	17.05.23	86.94	86.85	83.62	-0.10%

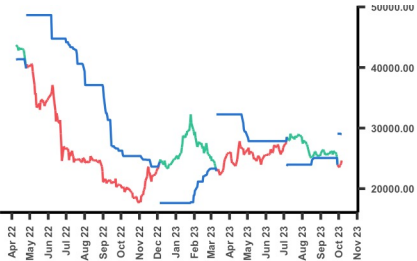
Platinum

Position	Short	P/L	6.78%
Entry Price	949.0	Current Price	884.7
Entry Date	21.06.23	Stop Loss	994.4



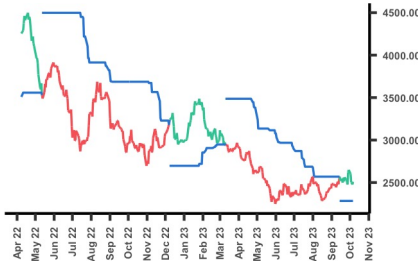
Tin

Position	Short	P/L	-2.92%
Entry Price	23944	Current Price	24644
Entry Date	29.09.23	Stop Loss	29010



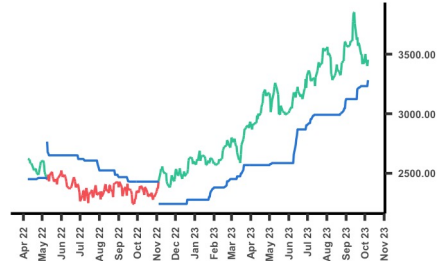
Zinc

Position	Long	P/L	-2.37%
Entry Price	2570.0	Current Price	2509.0
Entry Date	14.09.23	Stop Loss	2283.5



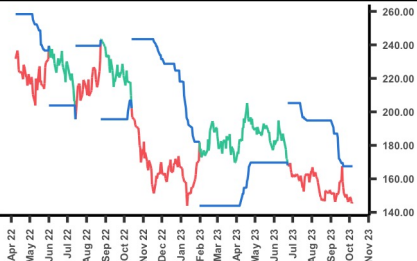
Cocoa

Position	Long	P/L	41.87%
Entry Price	2434.0	Current Price	3453.0
Entry Date	04.11.22	Stop Loss	3282.0



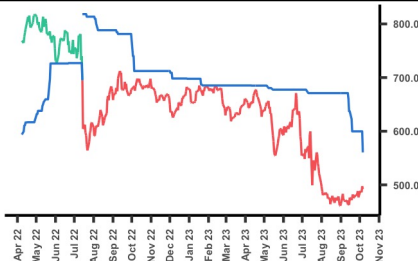
Coffee

Position	Short	P/L	13.09%
Entry Price	168.05	Current Price	146.05
Entry Date	23.06.23	Stop Loss	167.50



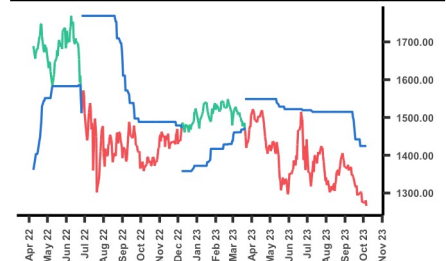
Corn (CME)

Position	Short	P/L	29.21%
Entry Price	695.00	Current Price	492.00
Entry Date	14.07.22	Stop Loss	560.50



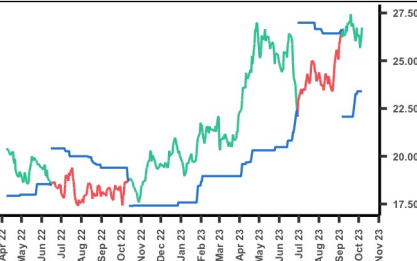
Soybean (CME)

Position	Short	P/L	13.70%
Entry Price	1467.00	Current Price	1266.00
Entry Date	21.03.23	Stop Loss	1424.50



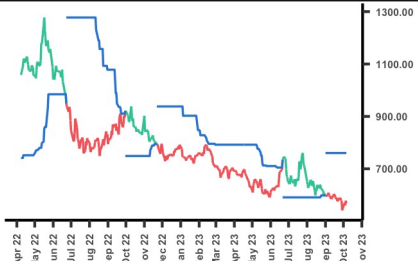
Sugar

Position	Long	P/L	0.34%
Entry Price	26.65	Current Price	26.74
Entry Date	05.09.23	Stop Loss	23.40



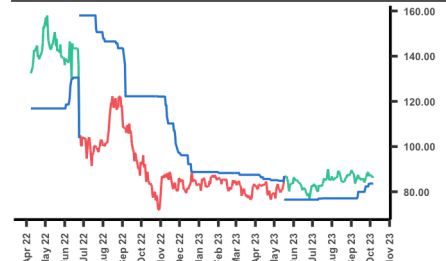
Wheat (CBOT)

Position	Short	P/L	4.58%
Entry Price	595.50	Current Price	568.25
Entry Date	01.09.23	Stop Loss	760.25



Cotton

Position	Long	P/L	-0.10%
Entry Price	86.94	Current Price	86.85
Entry Date	17.05.23	Stop Loss	83.62



Trending Markets Today

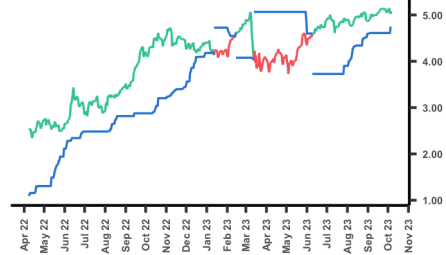
Global Cross-Asset Class Edition

Interest Rates

Name	Position	Entry Date	Entry Price	Current Price	Stop Loss	P/L (In BPS)
North America						
US Government Bond 2Y	Long	09.06.23	4.60	5.08	4.73	48
United States Government Bond 10Y	Long	13.06.23	3.84	4.79	3.74	96
European Region						
UK Government Bond 2Y	Short	20.09.23	4.84	4.88	5.27	-4
United Kingdom Government Bond 10Y	Long	27.02.23	3.81	4.58	4.21	77
Germany 2 Year Schatz Yield	Long	07.06.23	2.98	3.13	2.97	15
Germany Government Bond 10Y	Long	13.09.22	1.73	2.89	2.35	117
Italy 24 Month CTZ Yield	Long	08.04.22	0.50	4.02	3.62	353
Italy Government Bond 10Y	Long	06.07.23	4.39	4.95	4.01	56
France Government Bond 2Y	Long	07.06.23	3.08	3.37	3.15	29
France Government Bond 10Y	Long	27.12.22	3.05	3.48	2.91	44

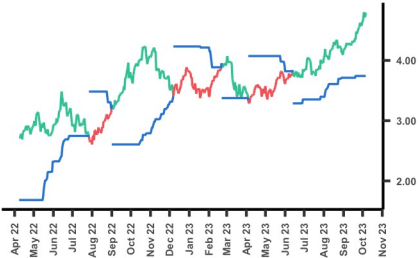
US Government Bond 2Y

Position	Long	P/L (In BPS)	48
Entry Price	4.60	Current Price	5.08
Entry Date	09.06.23	Stop Loss	4.73



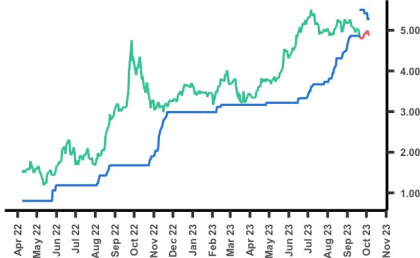
United States Government Bond 10Y

Position	Long	P/L (In BPS)	96
Entry Price	3.84	Current Price	4.79
Entry Date	13.06.23	Stop Loss	3.74



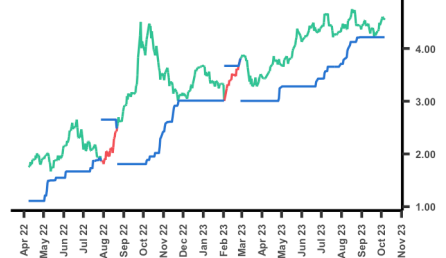
UK Government Bond 2Y

Position	Short	P/L (In BPS)	-4
Entry Price	4.84	Current Price	4.88
Entry Date	20.09.23	Stop Loss	5.27



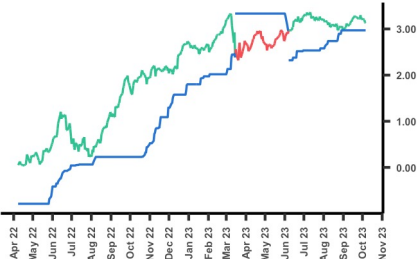
United Kingdom Government Bond 10Y

Position	Long	P/L (In BPS)	77
Entry Price	3.81	Current Price	4.58
Entry Date	27.02.23	Stop Loss	4.21



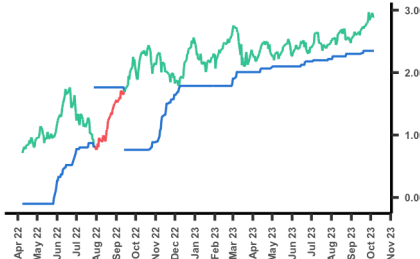
Germany 2 Year Schatz Yield

Position	Long	P/L (In BPS)	15
Entry Price	2.98	Current Price	3.13
Entry Date	07.06.23	Stop Loss	2.97



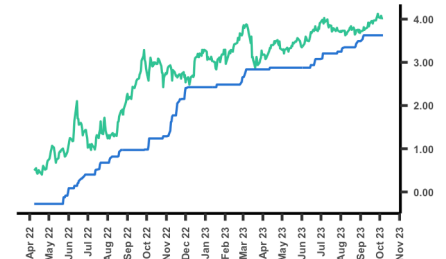
Germany Government Bond 10Y

Position	Long	P/L (In BPS)	117
Entry Price	1.73	Current Price	2.89
Entry Date	13.09.22	Stop Loss	2.35



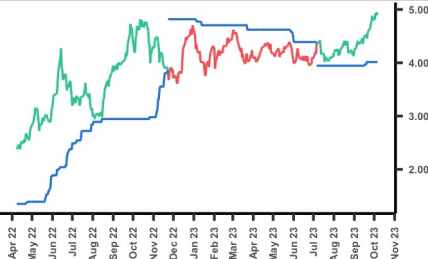
Italy 24 Month CTZ Yield

Position	Long	P/L (In BPS)	353
Entry Price	0.50	Current Price	4.02
Entry Date	08.04.22	Stop Loss	3.62



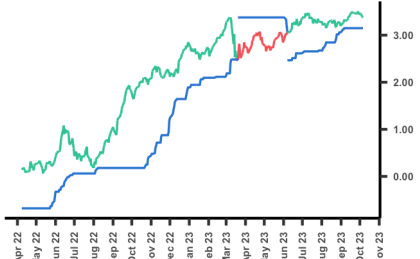
Italy Government Bond 10Y

Position	Long	P/L (In BPS)	56
Entry Price	4.39	Current Price	4.95
Entry Date	06.07.23	Stop Loss	4.01



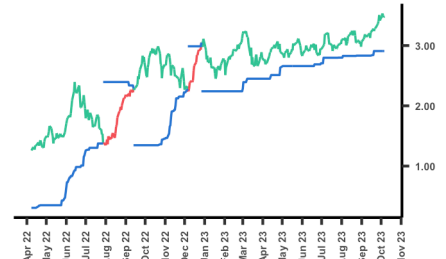
France Government Bond 2Y

Position	Long	P/L (In BPS)	29
Entry Price	3.08	Current Price	3.37
Entry Date	07.06.23	Stop Loss	3.15



France Government Bond 10Y

Position	Long	P/L (In BPS)	44
Entry Price	3.05	Current Price	3.48
Entry Date	27.12.22	Stop Loss	2.91

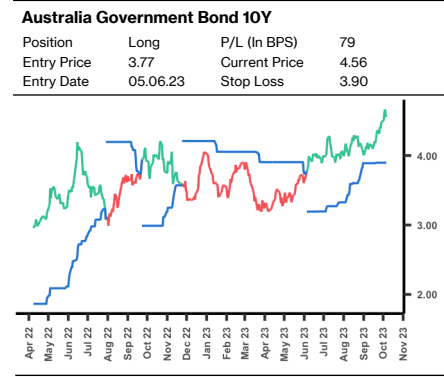
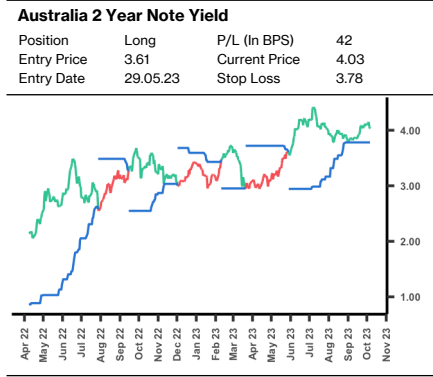
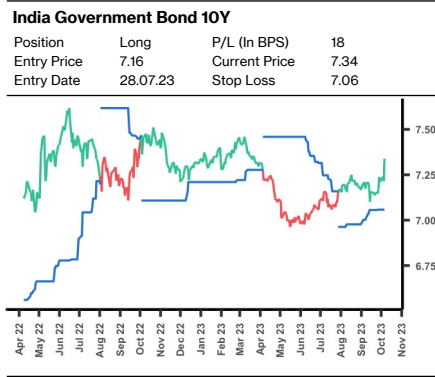
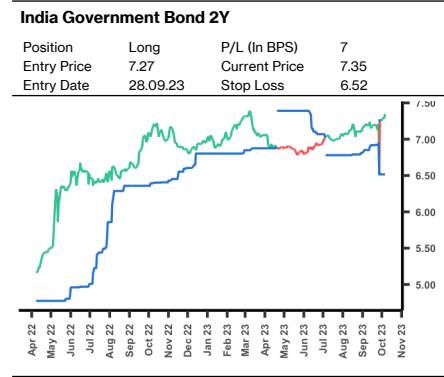
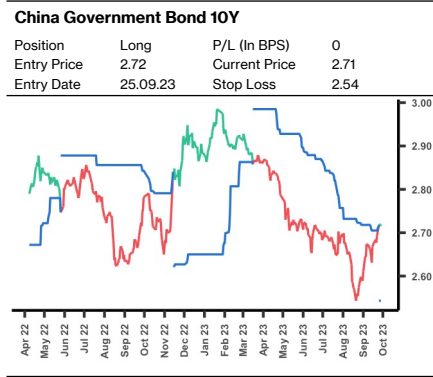
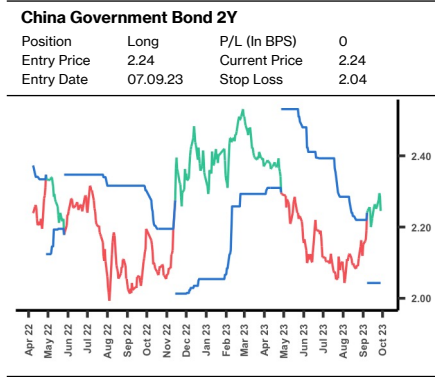
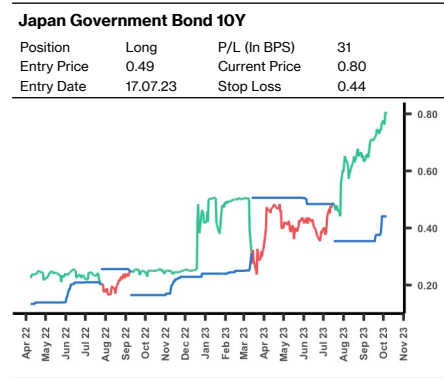
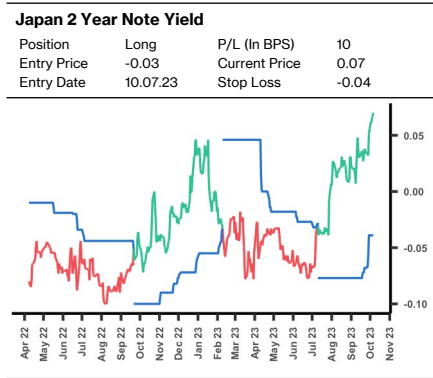
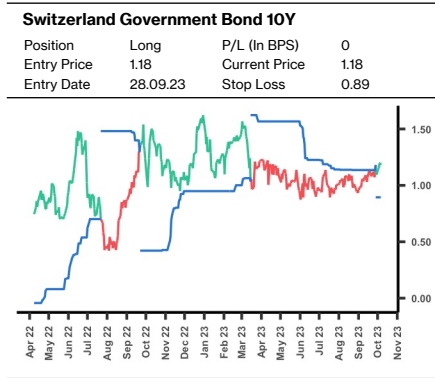
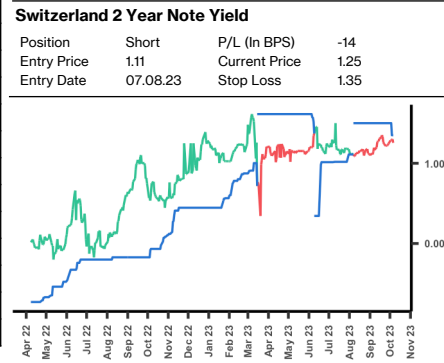


Trending Markets Today

Global Cross-Asset Class Edition

Interest Rates

Name	Position	Entry Date	Entry Price	Current Price	Stop Loss	P/L (In BPS)
European Region						
Switzerland 2 Year Note Yield	Short	07.08.23	1.11	1.25	1.35	-14
Switzerland Government Bond 10Y	Long	28.09.23	1.18	1.18	0.89	0
Asia Pacific						
Japan 2 Year Note Yield	Long	10.07.23	-0.03	0.07	-0.04	10
Japan Government Bond 10Y	Long	17.07.23	0.49	0.80	0.44	31
China Government Bond 2Y	Long	07.09.23	2.24	2.24	2.04	0
China Government Bond 10Y	Long	25.09.23	2.72	2.71	2.54	0
India Government Bond 2Y	Long	28.09.23	7.27	7.35	6.52	7
India Government Bond 10Y	Long	28.07.23	7.16	7.34	7.06	18
Australia 2 Year Note Yield	Long	29.05.23	3.61	4.03	3.78	42
Australia Government Bond 10Y	Long	05.06.23	3.77	4.56	3.90	79



Trending Markets Today

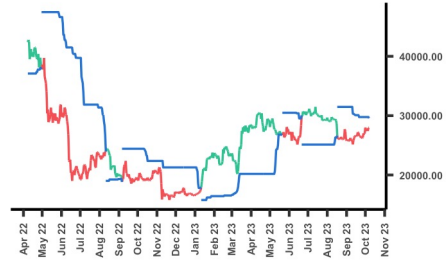
Global Cross-Asset Class Edition

Cryptocurrencies

Name	Position	Entry Date	Entry Price	Current Price	Stop Loss	P/L
Majors						
Bitcoin	Short	17.08.23	26664.55	27968.84	29561.49	-4.89%
Ethereum	Short	17.08.23	1684.93	1634.51	1854.30	2.99%
Binance Coin	Short	21.05.23	306.51	212.36	243.89	30.71%
XRP	Short	10.09.23	0.4978	0.5219	0.6434	-4.84%
Cardano	Short	05.06.23	0.3520	0.2587	0.3011	26.50%
Solana	Short	10.09.23	18.25	23.29	25.14	-27.61%
Polkadot [IOU]	Short	17.08.23	4.44	4.06	5.05	8.60%
Dogecoin	Short	17.08.23	0.06119	0.06145	0.07674	-0.44%
Polygon	Short	21.04.23	1.0127	0.5638	0.6900	44.33%
Shiba Inu	Short	10.09.23	0.00000737	0.00000724	0.00001073	1.78%

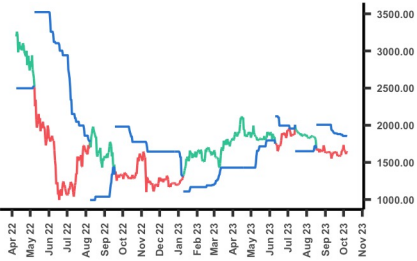
Bitcoin

Position	Short	P/L	-4.89%
Entry Price	26664.55	Current Price	27968.84
Entry Date	17.08.23	Stop Loss	29561.49



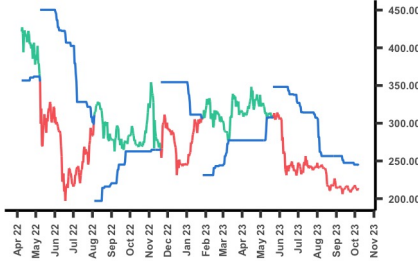
Ethereum

Position	Short	P/L	2.99%
Entry Price	1684.93	Current Price	1634.51
Entry Date	17.08.23	Stop Loss	1854.30



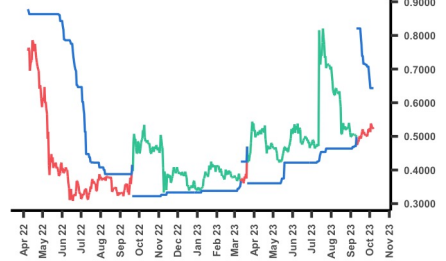
Binance Coin

Position	Short	P/L	30.71%
Entry Price	306.51	Current Price	212.36
Entry Date	21.05.23	Stop Loss	243.89



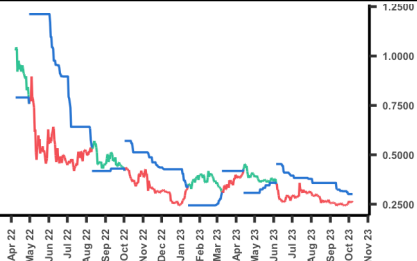
XRP

Position	Short	P/L	-4.84%
Entry Price	0.4978	Current Price	0.5219
Entry Date	10.09.23	Stop Loss	0.6434



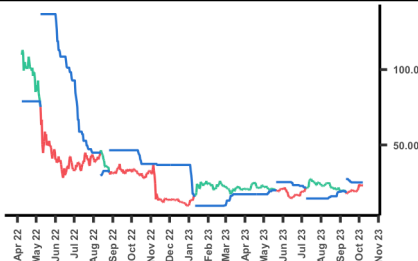
Cardano

Position	Short	P/L	26.50%
Entry Price	0.3520	Current Price	0.2587
Entry Date	05.06.23	Stop Loss	0.3011



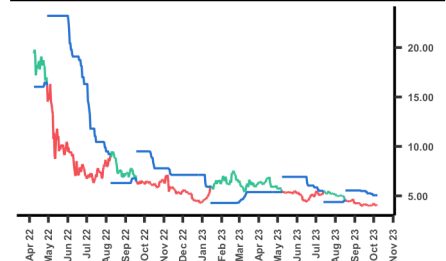
Solana

Position	Short	P/L	-27.61%
Entry Price	18.25	Current Price	23.29
Entry Date	10.09.23	Stop Loss	25.14



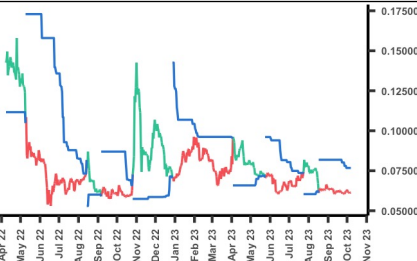
Polkadot [IOU]

Position	Short	P/L	8.60%
Entry Price	4.44	Current Price	4.06
Entry Date	17.08.23	Stop Loss	5.05



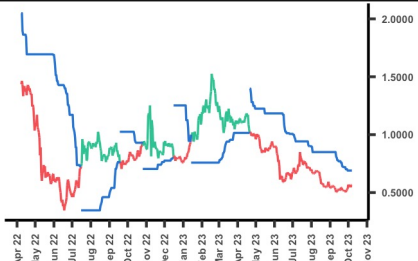
Dogecoin

Position	Short	P/L	-0.44%
Entry Price	0.06119	Current Price	0.06145
Entry Date	17.08.23	Stop Loss	0.07674



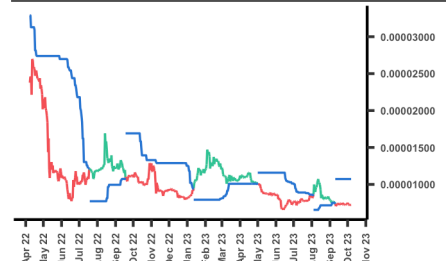
Polygon

Position	Short	P/L	44.33%
Entry Price	1.0127	Current Price	0.5638
Entry Date	21.04.23	Stop Loss	0.6900



Shiba Inu

Position	Short	P/L	1.78%
Entry Price	0.00000737	Current Price	0.00000724
Entry Date	10.09.23	Stop Loss	0.00001073



Appendix

A note on provided metrics in tables and charts

The following metrics are calculated and updated based on market closing prices:

- Position
- Entry Date
- Entry Price
- Current Price
- Stop Loss
- P/L

Signals are triggered end of day. The Entry Price and Entry Date in the tables and charts are based on the closing price from the day that the signals were generated.

A note on historical data

The data used in this report is adjusted for corporate actions and dividends for stocks and based on continuous futures for financial futures (with the current contract in front). If a financial future is rolled over to the next month or a stock pays a dividend or undergoes a split, the whole historical data set is adjusted. This methodology is applied to have no gaps in the data. Such changes are reflected in the data of this report as well.

A note on position sizing

This report does not cover position sizing. Readers must always size positions to manage their risk (e.g. Position Risk, Total Portfolio Risk, etc.).

Disclaimer

Trading in financial markets is subject to market risk and losses can be substantial. Readers must fully understand the risks involved and do only invest money according to their risk-bearing capacity. This reports' trading signals are based on proprietary calculations and are for informational purposes only. The author of this report is not a licensed investment advisor.

The information published in this newsletter should not be used to make trading decisions. Acting on any information, thought and view in this report is at the reader's own risk. The publisher of this report is not liable for any loss in any case. EOD Historical Data provides all market data. Market data errors can occur and may wrongly affect signals. The publisher of this report will not take responsibility for errors in data, accuracy of signals and potential losses incurred by readers.

This publication is not intended as reading material for any person or company based in the United States or other countries that fall under the regulatory framework of the United States.